



AUTOMOTIVE APPLICATION LIST

VARTA® THE ORIGINAL.

It all starts with  VARTA®

Johnson
Controls 



VARTA® Silver Dynamic AGM

| | VARTA Code | Short Code | Ah (20h) | CCA (EN) [A] | | | | | | | | |
|----------|-------------|------------|----------|--------------|-----|-----|-----|-------|------|---|---|-----|
| | | | | | a | b | H | | | | | |
| | ...D85 2 | | | | | | | | | | | |
| EN Types | 560 901 068 | D52 | 60 | 680 | 242 | 175 | 190 | H5/L2 | 17.7 | 0 | 1 | B13 |
| | 570 901 076 | E39 | 70 | 760 | 278 | 175 | 190 | H6/L3 | 20.4 | 0 | 1 | B13 |
| | 580 901 080 | F21 | 80 | 800 | 315 | 175 | 190 | H7/L4 | 22.5 | 0 | 1 | B13 |
| | 595 901 085 | G14 | 95 | 850 | 353 | 175 | 190 | H8/L5 | 26.4 | 0 | 1 | B13 |
| | 605 901 095 | H15 | 105 | 950 | 393 | 175 | 190 | H9/L6 | 29.2 | 0 | 1 | B13 |



VARTA® Blue Dynamic EFB

| | VARTA Code | Short Code | Ah (20h) | CCA (EN) [A] | | | | | | | | |
|-----------|-------------|------------|----------|--------------|-----|-----|-----|--------|------|---|---|-----|
| | | | | | a | b | H | | | | | |
| | ...D84 2 | | | | | | | | | | | |
| EN Types | 560 500 064 | N60 | 60 | 640 | 242 | 175 | 190 | H5/L2 | 16.5 | 0 | 1 | B13 |
| | 565 500 065 | D54 | 65 | 650 | 278 | 175 | 175 | T6/LB3 | 18.9 | 0 | 1 | B13 |
| | 570 500 076 | N70 | 70 | 760 | 278 | 175 | 190 | H6/L3 | 21.3 | 0 | 1 | B13 |
| | 575 500 073 | E46 | 75 | 730 | 315 | 175 | 175 | T7/LB4 | 18.4 | 0 | 1 | B13 |
| | 580 500 080 | N80 | 80 | 800 | 315 | 175 | 190 | H7/L4 | 20.7 | 0 | 1 | B13 |
| | 595 500 085 | N95 | 95 | 850 | 353 | 175 | 190 | H8/L5 | 24.5 | 0 | 1 | B13 |
| JIS Types | 565 501 065 | N65 | 65 | 650 | 232 | 173 | 225 | D23 | 16.9 | 0 | 1 | B00 |
| | 572 501 076 | N72 | 72 | 760 | 261 | 175 | 220 | D26 | 19.5 | 0 | 1 | B01 |
| | 585 501 080 | N85 | 85 | 800 | 306 | 173 | 225 | D31 | 21.8 | 0 | 1 | B01 |



VARTA® Silver Dynamic Auxiliary

| | VARTA Code | Short Code | Ah (20h) | CCA (EN) [A] | | | | | | | | |
|-----|-------------|------------|----------|--------------|-----|-----|-----|-------|------|---|----|--|
| | | | | | a | b | H | | | | | |
| | G41 2 | | | | | | | | | | | |
| AGM | 509 106 013 | AUX9 | 9 | 130 | 151 | 87 | 106 | YTX9 | 2.9 | 1 | Y4 | |
| | 513 106 020 | AUX14 | 13 | 200 | 150 | 87 | 146 | YTX14 | 4.6 | 1 | | |
| SLI | 535 106 052 | AUX1 | 35 | 520 | 212 | 175 | 140 | POB4 | 10.8 | | | |



QUICK FINDER
SCHNELLSUCHE
RECHERCHE RAPIDE
RICERCA RAPIDA
BÚSQUEDA RÁPIDA

| ETN | Ah (20h) | CCA (EN) [A] |  | Short code |
|-----|----------|--------------|---|------------|
|-----|----------|--------------|---|------------|

VARTA® Silver Dynamic AGM

| | | | | |
|-------------|-----|-----|-------|-----|
| 560 901 068 | 60 | 680 | H5/L2 | D52 |
| 570 901 076 | 70 | 760 | H6/L3 | E39 |
| 580 901 080 | 80 | 800 | H7/L4 | F21 |
| 595 901 085 | 95 | 850 | H8/L5 | G14 |
| 605 901 095 | 105 | 950 | H9/L6 | H15 |

VARTA® Blue Dynamic EFB

| | | | | |
|-------------|----|-----|--------|-----|
| 560 500 064 | 60 | 640 | H5/L2 | N60 |
| 565 500 065 | 65 | 650 | T6/LB3 | D54 |
| 570 500 076 | 70 | 760 | H6/L3 | N70 |
| 575 500 073 | 75 | 730 | T7/LB4 | E46 |
| 580 500 080 | 80 | 800 | H7/L4 | N80 |
| 595 500 085 | 95 | 850 | H8/L5 | N95 |
| 565 501 065 | 65 | 650 | D23 | N65 |
| 572 501 076 | 72 | 760 | D26 | N72 |
| 585 501 080 | 85 | 800 | D31 | N85 |

VARTA® Silver Dynamic Auxiliary

| | | | | |
|-------------|----|-----|-------|-------|
| 509 106 013 | 9 | 130 | YTX9 | AUX9 |
| 513 106 020 | 13 | 200 | YTX14 | AUX14 |
| 535 106 052 | 35 | 520 | POB4 | AUX1 |

VARTA® Silver Dynamic

| | | | | |
|-------------|-----|-----|---------|-----|
| 552 401 052 | 52 | 520 | T4/LB1 | C6 |
| 554 400 053 | 54 | 530 | H4/L1 | C30 |
| 561 400 060 | 61 | 600 | T5/LB2 | D21 |
| 563 400 061 | 63 | 610 | H5/L2 | D15 |
| 563 401 061 | 63 | 610 | H5R/L2R | D39 |
| 574 402 075 | 74 | 750 | T6/LB3 | E38 |
| 577 400 078 | 77 | 780 | H6/L3 | E44 |
| 585 200 080 | 85 | 800 | T7/LB4 | F18 |
| 585 400 080 | 85 | 800 | H7/L4 | F19 |
| 600 402 083 | 100 | 830 | H8/L5 | H3 |
| 610 402 092 | 110 | 920 | H9/L6 | I1 |

| ETN | Ah (20h) | CCA (EN) [A] |  | Short code |
|-----|----------|--------------|---|------------|
|-----|----------|--------------|---|------------|

VARTA® Blue Dynamic

| | | | | |
|-------------|----|-----|---------|-----|
| 544 401 042 | 44 | 420 | H3/L0 | B36 |
| 544 402 044 | 44 | 440 | T4/LB1 | B18 |
| 552 400 047 | 52 | 470 | H4/L1 | C22 |
| 560 409 054 | 60 | 540 | T5/LB2 | D59 |
| 560 408 054 | 60 | 540 | H5/L2 | D24 |
| 560 127 054 | 60 | 540 | H5R/L2R | D43 |
| 572 409 068 | 72 | 680 | T6/LB3 | E43 |
| 574 012 068 | 74 | 680 | H6/L3 | E11 |
| 574 013 068 | 74 | 680 | H6R/L3R | E12 |
| 580 406 074 | 80 | 740 | T7/LB4 | F17 |
| 580 400 074 | 80 | 740 | H7/L4 | F16 |
| 595 402 080 | 95 | 800 | H8/L5 | G3 |

| | | | | |
|-------------|----|-----|-------|-----|
| 540 125 033 | 40 | 330 | B19H | A13 |
| 540 126 033 | 40 | 330 | B19 | A14 |
| 540 127 033 | 40 | 330 | B19R | A15 |
| 560 410 054 | 60 | 540 | D23 | D47 |
| 560 411 054 | 60 | 540 | D23R | D48 |
| 545 155 033 | 45 | 330 | B24 | B31 |
| 545 156 033 | 45 | 330 | B24R | B32 |
| 545 157 033 | 45 | 330 | B24S | B33 |
| 545 158 033 | 45 | 330 | B24RS | B34 |
| 570 412 063 | 70 | 630 | D26 | E23 |
| 570 413 063 | 70 | 630 | D26R | E24 |
| 595 404 083 | 95 | 830 | D31 | G7 |
| 595 405 083 | 95 | 830 | D31R | G8 |

VARTA® Black Dynamic

| | | | | |
|-------------|----|-----|---------|------|
| 540 406 034 | 40 | 340 | H3/L0 | A16 |
| 541 400 036 | 41 | 360 | T4/LB1 | A17 |
| 545 412 040 | 45 | 400 | H4/L1 | B19 |
| 545 413 040 | 45 | 400 | H4R/L1R | B20 |
| 553 401 050 | 53 | 500 | T5/LB2 | C11 |
| 556 400 048 | 56 | 480 | H5/L2 | C14 |
| 556 401 048 | 56 | 480 | H5R/L2R | C15 |
| 066 017 036 | 66 | 360 | 6V VW | D42W |
| 570 144 064 | 70 | 640 | T6/LB3 | E9 |
| 570 409 064 | 70 | 640 | H6/L3 | E13 |
| 588 403 074 | 88 | 740 | T8/L5 | F5 |
| 590 122 072 | 90 | 720 | H8/L5 | F6 |
| 545 077 030 | 45 | 300 | E2 | B23 |
| 545 079 030 | 45 | 300 | E2R | B24 |



VARTA® Silver Dynamic AGM

| | VARTA Code | Short Code | Ah (20h) | CCA (EN) [A] | | | | | | | | |
|----------|-------------|------------|----------|--------------|-----|-----|-----|-------|------|---|---|-----|
| | | | | | a | b | H | | | | | |
| | ...D85 2 | | | | | | | | | | | |
| EN Types | 560 901 068 | D52 | 60 | 680 | 242 | 175 | 190 | H5/L2 | 17.7 | 0 | 1 | B13 |
| | 570 901 076 | E39 | 70 | 760 | 278 | 175 | 190 | H6/L3 | 20.4 | 0 | 1 | B13 |
| | 580 901 080 | F21 | 80 | 800 | 315 | 175 | 190 | H7/L4 | 22.5 | 0 | 1 | B13 |
| | 595 901 085 | G14 | 95 | 850 | 353 | 175 | 190 | H8/L5 | 26.4 | 0 | 1 | B13 |
| | 605 901 095 | H15 | 105 | 950 | 393 | 175 | 190 | H9/L6 | 29.2 | 0 | 1 | B13 |



VARTA® Blue Dynamic EFB

| | VARTA Code | Short Code | Ah (20h) | CCA (EN) [A] | | | | | | | | |
|-----------|-------------|------------|----------|--------------|-----|-----|-----|--------|------|---|---|-----|
| | | | | | a | b | H | | | | | |
| | ...D84 2 | | | | | | | | | | | |
| EN Types | 560 500 064 | N60 | 60 | 640 | 242 | 175 | 190 | H5/L2 | 16.5 | 0 | 1 | B13 |
| | 565 500 065 | D54 | 65 | 650 | 278 | 175 | 175 | T6/LB3 | 18.9 | 0 | 1 | B13 |
| | 570 500 076 | N70 | 70 | 760 | 278 | 175 | 190 | H6/L3 | 21.3 | 0 | 1 | B13 |
| | 575 500 073 | E46 | 75 | 730 | 315 | 175 | 175 | T7/LB4 | 18.4 | 0 | 1 | B13 |
| | 580 500 080 | N80 | 80 | 800 | 315 | 175 | 190 | H7/L4 | 20.7 | 0 | 1 | B13 |
| | 595 500 085 | N95 | 95 | 850 | 353 | 175 | 190 | H8/L5 | 24.5 | 0 | 1 | B13 |
| JIS Types | 565 501 065 | N65 | 65 | 650 | 232 | 173 | 225 | D23 | 16.9 | 0 | 1 | B00 |
| | 572 501 076 | N72 | 72 | 760 | 261 | 175 | 220 | D26 | 19.5 | 0 | 1 | B01 |
| | 585 501 080 | N85 | 85 | 800 | 306 | 173 | 225 | D31 | 21.8 | 0 | 1 | B01 |



VARTA® Silver Dynamic Auxiliary

| | VARTA Code | Short Code | Ah (20h) | CCA (EN) [A] | | | | | | | | |
|-----|-------------|------------|----------|--------------|-----|-----|-----|-------|------|---|----|-----|
| | | | | | a | b | H | | | | | |
| | G41 2 | | | | | | | | | | | |
| AGM | 509 106 013 | AUX9 | 9 | 130 | 151 | 87 | 106 | YTX9 | 2.9 | 1 | Y4 | B00 |
| | 513 106 020 | AUX14 | 13 | 200 | 150 | 87 | 146 | YTX14 | 4.6 | 1 | Y4 | B00 |
| SLI | 535 106 052 | AUX1 | 35 | 520 | 212 | 175 | 140 | POB4 | 10.8 | 0 | 1 | B13 |





VARTA® Silver Dynamic

| VARTA Code | Short Code | Ah (20h) | CCA (EN) [A] | | | | | | | | |
|-------------|------------|----------|--------------|-----|-----|-----|---------|------|---|---|-----|
| | | | | a | b | H | | | | | |
| ...316 2 | | | | | | | | | | | |
| 552 401 052 | C6 | 52 | 520 | 207 | 175 | 175 | T4/LB1 | 12.5 | 0 | 1 | B13 |
| 554 400 053 | C30 | 54 | 530 | 207 | 175 | 190 | H4/L1 | 13.1 | 0 | 1 | B13 |
| 561 400 060 | D21 | 61 | 600 | 242 | 175 | 175 | T5/LB2 | 14.6 | 0 | 1 | B13 |
| 563 400 061 | D15 | 63 | 610 | 242 | 175 | 190 | H5/L2 | 15.3 | 0 | 1 | B13 |
| 563 401 061 | D39 | 63 | 610 | 242 | 175 | 190 | H5R/L2R | 15.3 | 1 | 1 | B13 |
| 574 402 075 | E38 | 74 | 750 | 278 | 175 | 175 | T6/LB3 | 17.4 | 0 | 1 | B13 |
| 577 400 078 | E44 | 77 | 780 | 278 | 175 | 190 | H6/L3 | 18.3 | 0 | 1 | B13 |
| 585 200 080 | F18 | 85 | 800 | 315 | 175 | 175 | T7/LB4 | 19.6 | 0 | 1 | B13 |
| 585 400 080 | F19 | 85 | 800 | 315 | 175 | 190 | H7/L4 | 19.8 | 0 | 1 | B13 |
| 600 402 083 | H3 | 100 | 830 | 353 | 175 | 190 | H8/L5 | 22.6 | 0 | 1 | B13 |
| 610 402 092 | I1 | 110 | 920 | 393 | 175 | 190 | H9/L6 | 25.2 | 0 | 1 | B13 |



VARTA® Blue Dynamic

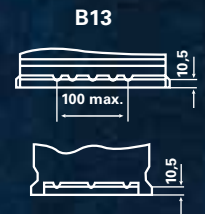
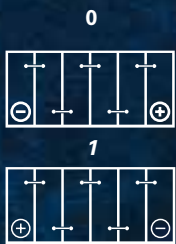
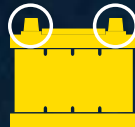
| VARTA Code | Short Code | Ah (20h) | CCA (EN) [A] | | | | | | | | |
|-------------|------------|----------|--------------|-----|-----|-----|---------|------|---|---|-----|
| | | | | a | b | H | | | | | |
| ...313 2 | | | | | | | | | | | |
| 544 401 042 | B36 | 44 | 420 | 175 | 175 | 190 | H3/L0 | 10.5 | 0 | 1 | B13 |
| 544 402 044 | B18 | 44 | 440 | 207 | 175 | 175 | T4/LB1 | 11.5 | 0 | 1 | B13 |
| 552 400 047 | C22 | 52 | 470 | 207 | 175 | 190 | H4/L1 | 12.7 | 0 | 1 | B13 |
| 560 409 054 | D59 | 60 | 540 | 242 | 175 | 175 | T5/LB2 | 14.6 | 0 | 1 | B13 |
| 560 408 054 | D24 | 60 | 540 | 242 | 175 | 190 | H5/L2 | 14.6 | 0 | 1 | B13 |
| 560 127 054 | D43 | 60 | 540 | 242 | 175 | 190 | H5R/L2R | 14.6 | 1 | 1 | B13 |
| 572 409 068 | E43 | 72 | 680 | 278 | 175 | 175 | T6/LB3 | 16.6 | 0 | 1 | B13 |
| 574 012 068 | E11 | 74 | 680 | 278 | 175 | 190 | H6/L3 | 17.3 | 0 | 1 | B13 |
| 574 013 068 | E12 | 74 | 680 | 278 | 175 | 190 | H6R/L3R | 17,3 | 1 | 1 | B13 |
| 580 406 074 | F17 | 80 | 740 | 315 | 175 | 175 | T7/LB4 | 18.8 | 0 | 1 | B13 |
| 580 400 074 | F16 | 80 | 740 | 315 | 175 | 190 | H7/L4 | 19.1 | 0 | 1 | B13 |
| 595 402 080 | G3 | 95 | 800 | 353 | 175 | 190 | H8/L5 | 21.9 | 0 | 1 | B13 |
| 540 125 033 | A13 | 40 | 330 | 187 | 140 | 227 | B19H | 10.2 | 0 | 3 | B01 |
| 540 126 033 | A14 | 40 | 330 | 187 | 127 | 227 | B19 | 10.2 | 0 | 3 | B00 |
| 540 127 033 | A15 | 40 | 330 | 187 | 127 | 227 | B19R | 10.2 | 1 | 3 | B00 |
| 560 410 054 | D47 | 60 | 540 | 232 | 173 | 225 | D23 | 15.8 | 0 | 1 | B00 |
| 560 411 054 | D48 | 60 | 540 | 232 | 173 | 225 | D23R | 15.8 | 1 | 1 | B00 |
| 545 155 033 | B31 | 45 | 330 | 238 | 129 | 227 | B24 | 11.7 | 0 | 3 | B00 |
| 545 156 033 | B32 | 45 | 330 | 238 | 129 | 227 | B24R | 11.7 | 0 | 1 | B00 |
| 545 157 033 | B33 | 45 | 330 | 238 | 129 | 227 | B24S | 11.7 | 1 | 3 | B00 |
| 545 158 033 | B34 | 45 | 330 | 238 | 129 | 227 | B24RS | 11.7 | 1 | 1 | B00 |
| 570 412 063 | E23 | 70 | 630 | 261 | 175 | 220 | D26 | 16.9 | 0 | 1 | B01 |
| 570 413 063 | E24 | 70 | 630 | 261 | 175 | 220 | D26R | 16.9 | 1 | 1 | B01 |
| 595 404 083 | G7 | 95 | 830 | 306 | 173 | 225 | D31 | 21.7 | 0 | 1 | B01 |
| 595 405 083 | G8 | 95 | 830 | 306 | 173 | 225 | D31R | 21.7 | 1 | 1 | B01 |



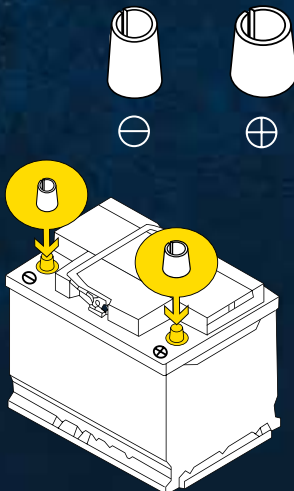
VARTA® Black Dynamic

| | VARTA Code | Short Code | Ah (20h) | CCA (EN) [A] | | | | | | | | |
|-------------|-------------|------------|----------|--------------|-----|-----|-------|---------|------|---|-----|-----|
| | | | | | a | b | H | | | | | |
| | ...3122 | | | | | | | | | | | |
| EN Types | 540 406 034 | A16 | 40 | 340 | 175 | 175 | 190 | H3/L0 | 9.9 | 0 | 1 | B13 |
| | 541 400 036 | A17 | 41 | 360 | 207 | 175 | 175 | T4/LB1 | 10.9 | 0 | 1 | B13 |
| | 545 412 040 | B19 | 45 | 400 | 207 | 175 | 190 | H4/L1 | 11.7 | 0 | 1 | B13 |
| | 545 413 040 | B20 | 45 | 400 | 207 | 175 | 190 | H4R/L1R | 11.7 | 1 | 1 | B13 |
| | 553 401 050 | C11 | 53 | 500 | 242 | 175 | 175 | T5/LB2 | 13.3 | 0 | 1 | B13 |
| | 556 400 048 | C14 | 56 | 480 | 242 | 175 | 190 | H5/L2 | 13.9 | 0 | 1 | B13 |
| | 556 401 048 | C15 | 56 | 480 | 242 | 175 | 190 | H5R/L2R | 13.9 | 1 | 1 | B13 |
| | 066 017 036 | D42W | 66 | 360 | 178 | 175 | 188 | 6V VW | 00.0 | 0 | 1 | B04 |
| | 570 144 064 | E9 | 70 | 640 | 278 | 175 | 175 | T6/LB3 | 16.4 | 0 | 1 | B13 |
| | 570 409 064 | E13 | 70 | 640 | 278 | 175 | 190 | H6/L3 | 16.9 | 0 | 1 | B13 |
| | 588 403 074 | F5 | 88 | 740 | 353 | 175 | 175 | T8/L5 | 20.6 | 0 | 1 | B13 |
| 590 122 072 | F6 | 90 | 720 | 353 | 175 | 190 | H8/L5 | 21.1 | 0 | 1 | B13 | |
| JIS | 545 077 030 | B23 | 45 | 300 | 219 | 135 | 225 | E2 | 10.8 | 0 | 1 | B01 |
| | 545 079 030 | B24 | 45 | 300 | 219 | 135 | 225 | E2R | 10.8 | 1 | 1 | B01 |

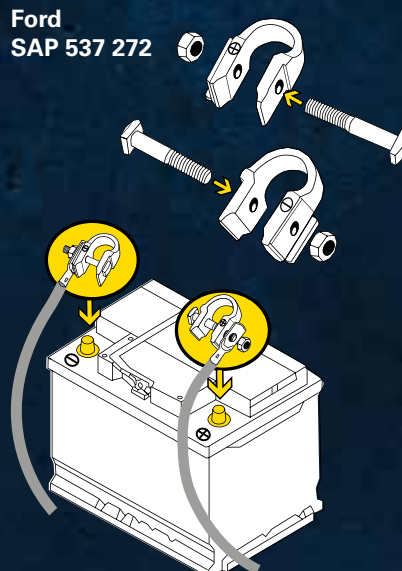
TECHNICAL DIAGRAMS
TECHNISCHE ANGABEN
DIAGRAMMES TECHNIQUES
DATI TECNICI
INFORMACIÓN TÉCNICA



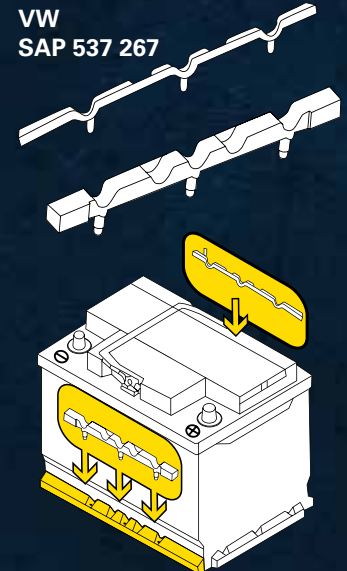
JIS
SAP 537 270







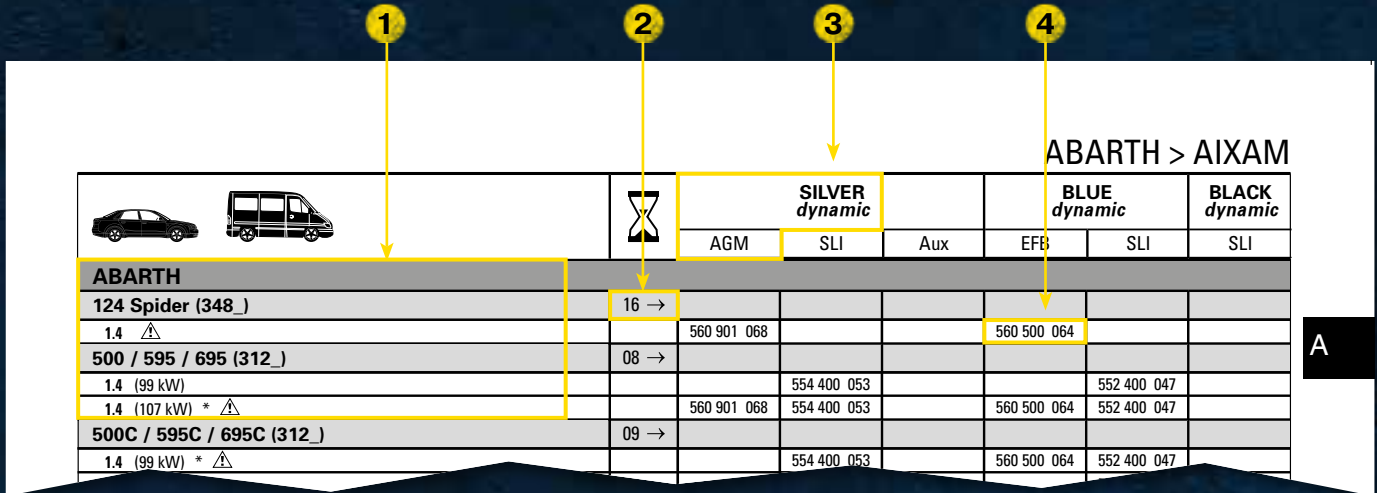
Ford
SAP 537 272






VW
SAP 537 267




-  **HOW TO USE THE CATALOGUE**
-  **HINWEISE ZUR KATALOGBENUTZUNG**
-  **MODE D'EMPLOI DU CATALOGUE**
-  **COME USARE IL CATALOGO**





ABARTH > AIXAM


| | 16 → | SILVER dynamic | | BLUE dynamic | | BLACK dynamic |
|--|------|----------------|-------------|--------------|-------------|---------------|
| | | AGM | SLI | Aux | EFB | SLI |
| ABARTH | | | | | | |
| 124 Spider (348_) | 16 → | | | | | |
| 1.4  | | 560 901 068 | | | 560 500 064 | |
| 500 / 595 / 695 (312_) | 08 → | | | | | |
| 1.4 (99 kW) | | | 554 400 053 | | | 552 400 047 |
| 1.4 (107 kW) *  | | 560 901 068 | 554 400 053 | | 560 500 064 | 552 400 047 |
| 500C / 595C / 695C (312_) | 09 → | | | | | |
| 1.4 (99 kW) *  | | | 554 400 053 | | 560 500 064 | 552 400 047 |

- 1** Vehicle manufacturer, model and type (listed A–Z)
Fahrzeughersteller, -modell und -typ (von A bis Z)
Constructeur, modèle et type (répertoriés de A à Z)
Casa costruttrice, modello e tipo (elencati A–Z)
- 2** Manufacturing date from – to
Herstellungsdatum (von – bis)
Date de fabrication de – à
Data di produzione da – a
- 3** VARTA® product line
VARTA® Produktlinie
Ligne de produits VARTA®
Linea di prodotto VARTA
- 4** VARTA code
VARTA Code
Code VARTA
Codice VARTA

 We've done our utmost to make this guide as accurate as possible but due to the wide variety of vehicles on the roads and the many variations in individual models, VARTA does not accept responsibility if the incorrect battery is fitted. Responsibility lies with the installer at all times, so if you're in any doubt, please double-check against the vehicle manufacturer's handbook.

 Wir haben diesen Katalog mit der gebotenen Sorgfalt erstellt. Aber aufgrund der Vielzahl der verwendeten Fahrzeugtypen, die zudem einer laufenden Modellpflege unterliegen, kann seitens VARTA keine Gewähr für die Richtigkeit der gemachten Angaben übernommen werden. Maßgeblich sind in jedem Einzelfall die Angaben des Fahrzeugherstellers.


 Nous avons élaboré ce guide avec un souci maximum d'exactitude. Toutefois et compte tenu de la diversité des véhicules en circulation et des nombreuses variantes de modèles, VARTA décline toute responsabilité quant à l'utilisation d'une batterie inappropriée. La responsabilité incombe à la personne qui a effectué l'installation ; en cas de doute, il convient de consulter le manuel du constructeur du véhicule.

 Abbiamo cercato di essere il più precisi possibile, ma a causa dell'ampia varietà di veicoli in circolazione e delle numerose varianti dei singoli modelli, VARTA declina ogni responsabilità in caso di installazione della batteria sbagliata. La responsabilità ricade sempre sull'installatore, perciò nel dubbio vi preghiamo di controllare il manuale della casa automobilistica.



REGISTER NOW!
www.varta-automotive.com/partner-portal

VARTA® PARTNER PORTAL.

 The VARTA Partner Portal is your custom-built online solution dedicated to give you fast & free access to all the information you need. Just log in and benefit.

1. Battery Position

Download and print images of the battery location.

2. Battery Selection

Get exact-fit battery recommendations, find specific batteries by part number and receive alternatives for upselling. Covers 98% of all start-stop car models.

3. Fitting Instructions

Receive simple step-by-step replacement instructions and expected time needed for replacement.

4. Battery Knowledge

Learn how the role of the battery has changed, the importance of using the right battery technology and how to test batteries.

 Le VARTA Partner Portal est une solution en ligne personnalisée conçue pour vous donner accès rapidement et gratuitement à toutes les informations dont vous avez besoin. Connectez-vous et profitez de tous ses avantages !

1. Emplacement de la batterie

Téléchargez et imprimez des graphiques illustrant l'emplacement de la batterie.

2. Sélection de batteries


Obtenez les recommandations de batteries «exact fit», recherchez des batteries spécifiques par numéro de pièce et découvrez des alternatives pour des ventes upgradées. Couvre 98 % de tous les modèles de véhicules Start-Stop.

3. Instructions de montage

Obtenez les instructions pas à pas pour le remplacement de la batterie, ainsi qu'une indication du temps nécessaire.

4. Informations sur les batteries

Découvrez comment le rôle de la batterie a changé aujourd'hui, pourquoi il est important d'utiliser la bonne technologie de batterie, et également comment tester les batteries.

 Das VARTA Partner Portal ist Ihre maßgeschneiderte Online-Lösung für den schnellen und kostenlosen Zugriff auf alle erforderlichen Informationen. Melden Sie sich einfach an und nutzen Sie die zahlreichen Vorteile.

1. Batterieposition

Laden Sie Bilder mit der Batterieposition herunter und drucken Sie diese aus.

2. Batterieauswahl


Lassen Sie sich die perfekte Batterie oder leistungsstärkere Alternativen empfehlen und suchen Sie anhand der Teilenummer nach einer bestimmten Batterie. 98% aller Batterien für Start-Stopp-Fahrzeuge sind in unserem Portal gespeichert

3. Einbauanweisungen

Nutzen Sie unsere Einbauanweisungen mit einer Erklärung der einzelnen Schritte und der zu erwartenden Einbauzeit.

4. Batterie-Know-how

Erfahren Sie alles über die veränderten Aufgaben von Batterien in modernen Fahrzeugen, wie wichtig die Auswahl der richtigen Batterietechnologie ist und wie Batterien ordnungsgemäß getestet werden.

 Il VARTA Partner Portal è la soluzione online customizzata, disegnata per consentire un rapido e gratuito accesso a tutte le informazioni di cui hai bisogno. Accedi e potrai godere di tutti i benefici.

1. Posizione della batteria

Per scaricare e stampare immagini della posizione della batteria.

2. Selezione della batteria

Troverai raccomandazioni su come installare la batteria più idonea, trovare una determinata batteria inserendo il codice ricambio e ricevere suggerimenti per l'upselling. Copertura del 98 % di tutti i modelli di auto dotate di sistemi start-stop.

3. Istruzioni di montaggio

Troverai semplici istruzioni di sostituzione, passo per passo, e la durata prevista della sostituzione.

4. Sezione Informazioni

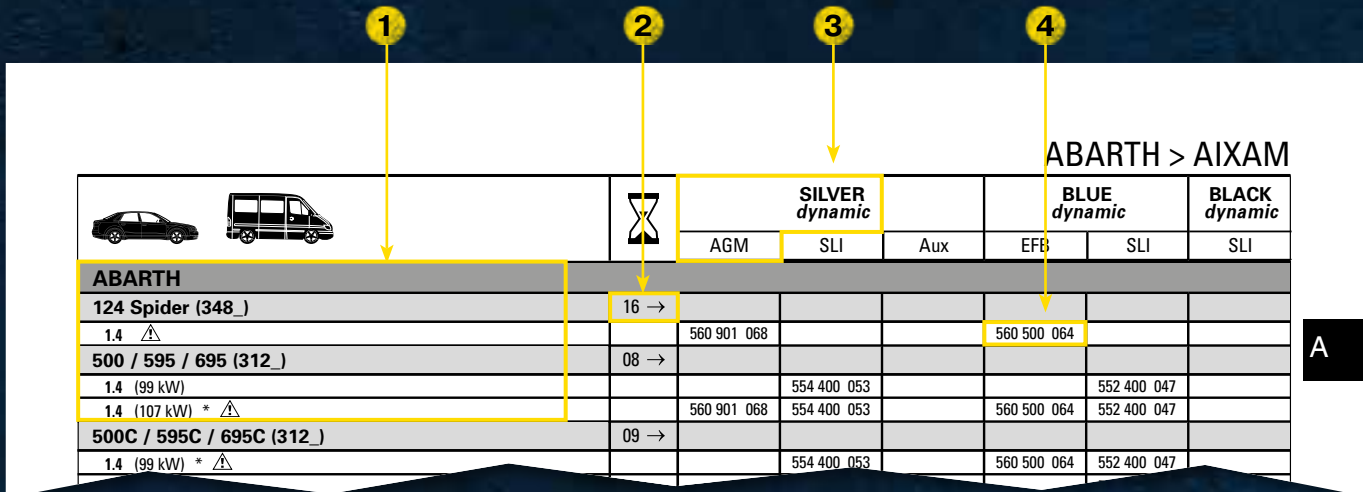
Informazioni su come è cambiato il ruolo della batteria, l'importanza di usare la corretta batteria e su come testare le batterie.






CÓMO UTILIZAR ESTE CATÁLOGO

COMO UTILIZAR O CATÁLOGO

A KATALÓGUS HASZNÁLATA

ΠΩΣ ΘΑ ΧΡΗΣΙΜΟΠΟΙΗΣΕΤΕ ΤΟΝ ΚΑΤΑΛΟΓΟ



| ABARTH > AIXAM | | | | | | |
|---|--|----------------|-----|--------------|-----|-------------------------|
|   | | SILVER dynamic | | BLUE dynamic | | BLACK dynamic |
| | | AGM | SLI | Aux | EFB | SLI |
| ABARTH | | | | | | |
| 124 Spider (348_) | | 16 → | | | | |
| 1.4  | | 560 901 068 | | 560 500 064 | | |
| 500 / 595 / 695 (312_) | | 08 → | | | | |
| 1.4 (99 kW) | | | | 554 400 053 | | 552 400 047 |
| 1.4 (107 kW) *  | | 560 901 068 | | 554 400 053 | | 560 500 064 552 400 047 |
| 500C / 595C / 695C (312_) | | 09 → | | | | |
| 1.4 (99 kW) *  | | | | 554 400 053 | | 560 500 064 552 400 047 |

- 1** Fabricante, modelo y tipo de vehículo
(por orden alfabético)

Fabricante do veículo, modelo, tipo
(listados de A–Z)

Járműgyártó, modell és -típus
(A-tól Z-ig)

Κατασκευαστής οχήματος, μοντέλο και τύπος
(καταχώρηση A-Z)

- 2** Fecha de fabricación desde – hasta

Data de fabrico de – a

Gyártási idő: -tól/-ig

Ημερομηνία κατασκευής από – μέχρι

- 3** Línea de productos VARTA®

Gama de produtos VARTA®

VARTA® termékcsalád


Γραμμή παραγωγής VARTA®


- 4** Código VARTA


Código VARTA


VARTA kód

Κωδικός VARTA

 Hemos puesto todo el cuidado para que esta guía sea lo más exacta posible. No obstante, debido a la gran variedad de tipos de vehículos existentes en las carreteras y a las múltiples variaciones en sus respectivos modelos, VARTA no asume responsabilidad alguna por la instalación de una batería incorrecta. La responsabilidad recae en todo momento en el instalador. Por tanto, en caso de duda, compruebe cuidadosamente el manual del fabricante del vehículo.

 Fizemos o nosso melhor para tornar este guia o mais preciso possível, mas devido à grande variedade de veículos nas estradas e as muitas variações em modelos individuais, a VARTA não aceita a responsabilidade se a bateria incorreta estiver montada. A responsabilidade recai sobre quem efetuou a instalação em todos os momentos. Então, se você tiver alguma dúvida, verifique novamente o manual do fabricante do veículo.


 E tájékoztató összeállításakor a lehető legnagyobb gondossággal jártunk el, azonban tekintettel a közúti járművek és az egyedi modellek széles választékára, a VARTA nem vállal felelősséget a nem megfelelő akkumulátorok behelyezéséért. A felelősség minden esetben az akkumulátor beszerelőjéért terheli. Bármilyen kétség esetén tekintse át a jármű gyártójának kézikönyvét.

 Προσπαθήσαμε ο οδηγός αυτό να είναι όσο το δυνατό πιο ακριβής, αλλά επειδή υπάρχει μεγάλος αριθμός οχημάτων και πολλές παραλλαγές των εκάστοτε μοντέλων, η VARTA δεν αναλαμβάνει ευθύνη για την εγκατάσταση ακατάλληλης μπαταρίας. Την ευθύνη φέρει πάντοτε αυτός που εγκατέστησε την μπαταρία. Συνεπώς εάν έχετε αμφιβολίες, διαβάστε τις οδηγίες στο βιβλίο του κατασκευαστή του οχήματος για να βεβαιωθείτε.



REGISTER NOW!
www.varta-automotive.com/partner-portal

VARTA® PARTNER PORTAL.

 **VARTA Partner Portal es el portal online concebido para ofrecerle un acceso rápido y gratuito a toda la información que necesita. Regístrese para disfrutar de sus ventajas.**

1. Posición de las baterías

Descargue e imprima imágenes de la ubicación de las baterías en el vehículo.

2. Selección de las baterías


Obtenga recomendaciones de baterías que encajan a la perfección, encuentre baterías específicas por su referencia y consulte alternativas para aumentar sus ventas. Cubre el 98 % de todos los modelos de coches start-stop.

3. Instrucciones de instalación

Reciba instrucciones de sustitución sencillas paso a paso y el tiempo previsto que durará el proceso.

4. Conocimientos sobre baterías

Sepa cómo ha cambiado la función de la batería, la importancia de utilizar la tecnología de batería adecuada y cómo comprobar las baterías.

 **O VARTA Partner Portal é a sua solução online dedicada a oferecer acesso rápido e gratuito para todas as informações que você precisa. Basta efetuar o login.**

1. Posição da Bateria

Efetue o download e imprima as imagens da localização da bateria.

2. Seleção de Bateria


Obtenha recomendações de bateria de ajuste exato, encontre informações específicas de baterias por número de peça e receba alternativas para up selling. Abrange 98 % de todos os modelos de carros start-stop.

3. Instruções de montagem

Receba instruções simples de substituição passo a passo e tempo necessário para a substituição.

4. Conhecimento da Bateria

Saiba como o papel da bateria mudou e a importância de utilizar corretamente.

 **A VARTA Partner Portal egyedi, online megoldás, amely gyors és ingyenes hozzáférést biztosít minden szükséges információhoz. Csupán jelentkezzen be, és máris használhatja.**

1. Az akkumulátor helyzete

Töltse le és nyomtassa ki az akkumulátor helyzetének képét.

2. Az akkumulátor kiválasztása


Személyre szabott javaslatok, akkumulátor keresése cikkszám alapján és további értékesítési lehetőségek. A start-stop rendszerű autómódellek 98%-a megtalálható.

3. Szerelési útmutató

Egyszerű, lépésenkénti útmutató az akkumulátor kicserélésehez és a csere várható időtartamára vonatkozóan.

4. Akkumulátor tudásbázis

Tájékozódjon arról, hogy miként változott az akkumulátor szerepe! Miért fontos a megfelelő akkumulátor technológia használata? Hogyan lehet az akkumulátorokat tesztelni?

 **Το VARTA Partner Portal είναι μια διαδικτυακή λύση ειδικά φτιαγμένη για να σας παρέχει ταχεία & δωρεάν πρόσβαση σε όλες τις πληροφορίες που χρειάζεστε. Απλώς συνδεθείτε και απολαύστε τα πλεονεκτήματά.**

1. Θέση μπαταρίας

Εδώ μπορείτε να κατεβάσετε και να εκτυπώσετε εικόνες που παρουσιάζουν τη θέση της μπαταρίας.

2. Επιλογή μπαταρίας

Στη θέση αυτή μπορείτε να διαβάσετε ποια μπαταρία ταιριάζει ακριβώς σε ποιο αυτοκίνητο, να βρείτε συγκεκριμένες μπαταρίες πληκτρολογώντας τον κωδικό προϊόντος και να λάβετε εναλλακτικές λύσεις για τη μεγιστοποίηση της αξίας πωλήσεων. Καλύπτει το 98% όλων των μοντέλων start-stop.

3. Οδηγίες συναρμολόγησης

Βρείτε απλές και λεπτομερειακές οδηγίες αντικατάστασης της μπαταρίας, καθώς και πληροφορίες σχετικά με τον αναμενόμενο χρόνο αντικατάστασης.

4. Γνώσεις σχετικά με την μπαταρία

Μάθετε για την εξέλιξη του ρόλου της μπαταρίας, τη σπουδαιότητα της κατάλληλης τεχνολογίας μπαταριών και πώς να δοκιμάζετε τις μπαταρίες.

🇹🇷 BU KATALOĞU NASIL KULLANMALISINIZ?

🇫🇮 SUOSITUSTAULUKON KÄYTTÖ

🇩🇰 SÅDAN ANVENDES KATALOGET

🇳🇴 HVORDAN DU BRUKER KATALOGEN

ABARTH > AIXAM

| | | SILVER dynamic | | BLUE dynamic | | BLACK dynamic |
|----------------------------------|------|----------------|-------------|--------------|-------------|---------------|
| | | AGM | SLI | Aux | EFB | SLI |
| ABARTH | | | | | | |
| 124 Spider (348_) | 16 → | | | | | |
| 1.4 | | 560 901 068 | | | 560 500 064 | |
| 500 / 595 / 695 (312_) | 08 → | | | | | |
| 1.4 (99 kW) | | | 554 400 053 | | | 552 400 047 |
| 1.4 (107 kW) * | | 560 901 068 | 554 400 053 | | 560 500 064 | 552 400 047 |
| 500C / 595C / 695C (312_) | 09 → | | | | | |
| 1.4 (99 kW) * | | | 554 400 053 | | 560 500 064 | 552 400 047 |

1 Araç üreticisi, model ve tip (A'dan – Z'ye listelenmiş)
Ajoneuvon valmistaja, malli ja tyyppi
(aakkosjärjestyksessä)

Køretøjets producent, model og type (anført A–Z)
Bilproducent, -modell, -type

2 Üretim tarih aralığı
Valmistuspäivämäärä alkaen – saakka
Fremstillingsdato fra – til
Produksjonsdatoavgrensning

3 VARTA® ürün portföyü
VARTA® tuotelinja
VARTA® produktserie
VARTA® produktserie

4 VARTA kodu
VARTA koodi
ETN-kode
VARTA kode

🇹🇷 Bu kataloğun mümkün olduğunca eksiksiz ve doğru olması için büyük özen gösterilmesine rağmen; yollardaki araç çeşitliliğinin fazlalığı ve farklı modellerdeki sayısız varyasyonlardan ötürü VARTA, yanlış bir akünün monte edilmesinden dolayı herhangi bir sorumluluk kabul etmemektedir. Sorumluluk, her zaman aküyü monte edene aittir. Yani eğer şüphenez varsa, lütfen üreticinin el kitabına bakarak bir daha kontrol ediniz.

🇫🇮 Olemme tehneet kaikkemme saadaksemme tämän oppaan mahdollisimman tarkaksi, mutta koska liikenteessä on monenlaisia ajoneuvoja ja useita variaatioita eri malleista, VARTA ei ota vastuuta väärän akun asentamisesta. Vastuu on aina asentajalla, joten tarkista asia uudelleen ajoneuvon valmistajan käsikirjasta, jos olet epävarma.


🇩🇰 Vi har gjort vores bedste for at gøre denne vejledning så nøjagtig som muligt, men på grund af den store mængde forskellige køretøjer på vejene og de mange variationer i de enkelte modeller påtager VARTA sig intet ansvar, hvis det forkerte batteri monteres. Ansvar ligger til enhver tid hos montøren, så hvis du er i tvivl, bedes du dobbelttjekke med køretøjsproducentens håndbog.e.

🇳🇴 På grunn av det store mangfoldet av kjøretøytyper, som i tillegg gjennomgår fortløpende modelloppgraderinger, kan vi ikke gi noen garanti for opplysningene i biloversikten. Det avgjørende i hvert enkelt tilfelle er opplysningene fra bilprodusenten.



REGISTER NOW!
www.varta-automotive.com/partner-portal

VARTA® PARTNER PORTAL.

 **VARTA Partner Portal on huoltoliikkeille suunnattu ilmainen verkkopalvelu, josta löytyy paljon tietoa nopeasti. Kirjaudu sisään ja käytä kaikki edut hyödyksesi!**

1. Akun sijainti

Lataa ja tulosta kuvia akkujen sijaintipaikoista.

2. Akun valinta


Saat suosituksia täydellisesti sopivista akuista ja lisämyyntimahdollisuuksista. Voit myös etsiä tiettyjä akkuja osanumeron perusteella. 98 prosentin kattavuus Start-Stop-malleissa.

3. Asennusohjeet

Saat helpot vaiheelta etenevät vaihto-ohjeet ja vaihtoon kuluva oletusajan.

4. Akkutietoutta

Opit, miten akun tehtävät ovat muuttuneet, miksi on tärkeää käyttää oikeaa akkutekniikkaa ja miten akkuja testataan.

 **VARTA Partner Portal er din spesialbygde nettbaserte løsning som er dedikert til å gi deg rask og gratis tilgang til all informasjonen du trenger. Bare logg inn og dra nytte av den.**

1. Batteriposisjon

Last ned og skriv ut bilder av batteriets plassering.

2. Batterivalg


Få nøyaktig tilpassede batterianbefalinger, finn spesifikke batterier etter delenummer og motta alternativer for mersalg. Dekker 98 % av alle start-stop bilmodeller.

3. Monteringsanvisning

Få enkle trinnvise utskiftningsinstruksjoner og se hvor lang tid som utskiftingen forventes å ta.

4. Batterikunnskap

Lær hvordan batteriets rolle har endret seg, betydningen av å bruke riktig batteriteknologi og hvordan du tester batterier.

 **VARTA Partner Portal er din skræddersyede online-løsning, som er skabt til at give dig hurtig og gratis adgang til alle de oplysninger, som du har brug for. Bare log ind og få alle fordelene.**

1. Batteriplacering

Download og udskriv billeder af batteriplaceringen.

2. Batterivalg

Få anbefalinger til lige præcis det rigtige batteri, find bestemte batterier ved hjælp af delnummer og modtag alternativer til opsalg. Dækker 98 % af alle Start-Stop bilmodeller.

3. Installationsvejledning

Få enkle trin-for-trin udskiftningsinstruktioner og det forventede tidsforbrug til udskiftning.

4. Batterividen

Få at vide, hvordan batteriets rolle har ændret sig, vigtigheden af at bruge den rigtige batteriteknologi, og hvordan man tester batterier.

🇸🇪 HUR KATALOGEN ANVÄNDS

🇳🇱 HOE DEZE CATALOGUS TE GEBRUIKEN

🇷🇺 РЕКОМЕНДАЦИИ ПО ИСПОЛЬЗОВАНИЮ КАТАЛОГА

🇵🇱 JAK KORZYSTAĆ Z KATALOGU

| | | ABARTH > AIXAM | | | | | |
|----------------------------------|--|----------------|-------------|--------------|-------------|---------------|-----|
| | | SILVER dynamic | | BLUE dynamic | | BLACK dynamic | |
| | | AGM | SLI | Aux | EFB | SLI | SLI |
| ABARTH | | | | | | | |
| 124 Spider (348_) | | 16 → | | | | | |
| 1.4 ⚠️ | | 560 901 068 | | | 560 500 064 | | |
| 500 / 595 / 695 (312_) | | 08 → | | | | | |
| 1.4 (99 kW) | | | 554 400 053 | | | 552 400 047 | |
| 1.4 (107 kW) * ⚠️ | | 560 901 068 | 554 400 053 | | 560 500 064 | 552 400 047 | |
| 500C / 595C / 695C (312_) | | 09 → | | | | | |
| 1.4 (99 kW) * ⚠️ | | | 554 400 053 | | 560 500 064 | 552 400 047 | |

1 Fordonstillverkare, modell och typ (från A – Z)
Voertuigproducent, -model, -type (van A tot Z)
Производитель, модель и тип автомобиля
(в алфавитном порядке)
Producent, model i typ pojazdu
(alfabetycznie od A do Z)

2 Tillverkningsdatum från – till
Bouwjaarindicatie van – tot
Год и месяц выпуска
Data produkcji od – do

3 VARTA® produktlinje
VARTA® productlijn
Серия батареи VARTA®
Linia produktowa VARTA®

4 VARTA kod
VARTA code
Код VARTA
Kod VARTA

🇸🇪 Vi har gjort vårt yttersta för att göra den här guiden så exakt som möjligt, men eftersom det finns så många fordon på våra vägar och så många variationer på olika modeller kan VARTA inte ta något ansvar om fel batteri monteras in. Ansvaret vilar alltid på den som installerar batteriet, så ta en extra titt i fordonets manual om du är osäker på något.

🇳🇱 We hebben dit handboek met de nodige zorgvuldigheid samengesteld. Maar vanwege het grote aantal voertuigtypes, die bovendien voortdurend worden gemoderniseerd, kan VARTA niet verantwoordelijk worden gesteld als er een verkeerde batterij wordt gemonteerd. Deze verantwoording ligt bij het monterende bedrijf en de specificaties van de voertuigproducent moeten worden aangehouden.


🇷🇺 Мы прилагаем максимум усилий, чтобы сделать настоящее руководство как можно более точным. Однако из-за большого разнообразия автомобилей и большого числа вариантов отдельных моделей VARTA не берет на себя ответственность в случае неправильной установки батареи. Ответственность всегда несет организация, которая произвела замену, поэтому если у Вас возникают сомнения, обратитесь к руководству по эксплуатации автомобиля.

🇵🇱 Dołożyliśmy wszelkich starań, aby zapewnić maksymalną poprawność tego katalogu, ale ze względu na ilość typów pojazdów oraz liczne wersje poszczególnych modeli, VARTA nie ponosi odpowiedzialności za zamontowanie nieprawidłowego akumulatora. Taka odpowiedzialność spoczywa zawsze na osobie montującej akumulator dlatego w przypadku wątpliwości, należy dokładnie zapoznać się z instrukcją producenta pojazdu.



REGISTER NOW!
www.varta-automotive.com/partner-portal

VARTA® PARTNER PORTAL.

 VARTA Partner Portal är en specialutvecklade webblösning avsedd att ge dig snabb och gratis tillgång till all information du behöver. Logga in och dra nytta av fördelarna idag.

1. Batteriplacering

Ladda ner och skriv ut bilder på batteriets placering.

2. Batterival

Få rekommendationer om vilka batterier du bör använda, identifiera specifika batterier med hjälp av artikelnummer och få alternativ för merförsäljning. Omfattar 98 % av alla start-stopp-modeller.

3. Monteringsinstruktioner

Få tydliga steg-för-steg-instruktioner för hur man byter batteri samt beräknad tid för bytet.

4. Batterikunskap

Läs mer om hur batteriets roll har förändrats, vikten av att använda korrekt batteriteknik och hur man testar batterier.

 Het VARTA Partner Portal is een op maat gemaakte, online oplossing die u snel en gratis toegang geeft tot alle informatie die u nodig hebt. Gewoon inloggen en ervan profiteren.

1. Positie batterij

Download en print de afbeeldingen van de locatie van de batterij.

2. Keuze batterij


Krijg precies passende aanbevelingen, vind specifieke batterijen op onderdeelnummer en ontvang alternatieven voor upselling (bijverkoop). Dekt 98 % van alle start-stop-automodellen af.

3. Montage-instructies

Ontvang eenvoudige stap-voor-stap vervangingsinstructies en de verwachte tijd die nodig is voor de vervanging.

4. Kennis over batterijen

Ontdek hoe de rol van de batterij is veranderd, hoe belangrijk het is om de juiste batterijtechnologie te gebruiken en hoe batterijen te testen.

 VARTA Partner Portal – персонализированное онлайн-решение, призванное предоставить вам быстрый и свободный доступ ко всей необходимой информации. Просто войдите в систему и оцените преимущества.

1. Расположение аккумулятора

Скачайте и распечатайте изображения с расположением аккумулятора.

2. Выбор аккумулятора


Рекомендации по подбору идеально подходящих аккумуляторов, поиск конкретных аккумуляторов по номеру детали и различные варианты для увеличения объема продаж. Покрывает 98 % всех моделей с двигателями системы Start-Stop.

3. Инструкции по установке

Простые пошаговые инструкции и расчетное время для замены.

4. Знания об аккумуляторах

Узнайте о том, как изменилась роль аккумулятора, о важности использования правильной технологии аккумуляторов и о том, как тестировать аккумуляторы.

 VARTA Partner Portal to rozwiązanie online stworzone z myślą o tym, aby zapewnić szybki i prosty dostęp do wszystkich potrzebnych informacji. Zaloguj się i korzystaj.

1. Położenie akumulatora

Pobierz i wydrukuj zdjęcia pokazujące położenie akumulatora.

2. Wybór akumulatora





Dopasuj akumulator do pojazdu lub wyszukaj konkretny model na podstawie kodu. Wsparcie dla 98 % modeli samochodów z systemem Start-Stop.






3. Instrukcje montażu

Zdobądź dostęp do szczegółowych instrukcji wymiany akumulatora wraz z określeniem przybliżonego czasu jego wymiany.

4. Informacje o akumulatorach

Zdobądź niezbędną wiedzę w zakresie akumulatorów. Dowiedz się jaka jest ich rola, dlaczego tak istotne jest wybranie odpowiednich technologii oraz w jaki sposób je testować.

-  **JAK POUŽÍVAT KATALOG**
-  **AKO POUŽÍVAŤ KATALÓG**
-  **KAKO UPORABLJATI KATALOG**
-  **CUM SE UTILIZEAZĂ CATALOGUL**


| | | ABARTH > AIXAM | | | | | |
|--|---|----------------|-------------|--------------|-------------|---------------|-----|
| | | SILVER dynamic | | BLUE dynamic | | BLACK dynamic | |
| | | AGM | SLI | Aux | EFB | SLI | SLI |
|  |  | | | | | | |
| ABARTH | | | | | | | |
| 124 Spider (348_) | | 16 → | | | | | |
| 1.4  | | | 560 901 068 | | 560 500 064 | | |
| 500 / 595 / 695 (312_) | | 08 → | | | | | |
| 1.4 (99 kW) | | | | 554 400 053 | | 552 400 047 | |
| 1.4 (107 kW) *  | | | 560 901 068 | 554 400 053 | 560 500 064 | 552 400 047 | |
| 500C / 595C / 695C (312_) | | 09 → | | | | | |
| 1.4 (99 kW) *  | | | | 554 400 053 | 560 500 064 | 552 400 047 | |


1 Výrobce, model a typ vozidla (řazeno od A do Z)
 Výrobca vozidla, model a typ
 (v abecednom poradí)
 Proizvajalec vozila, model in tip (seznam od A do Z)
 Producătorul, modelul și tipul vehiculului
 (listate de la A la Z)


2 Omezení roku výroby (od do)
 Dátum výroby od – do
 Datum proizvodnje od – do
 Data fabricației de la – până la


3 Produktová řada VARTA®
 Výrobní rad VARTA®
 Linija izdelkov VARTA®
 Gama de produse VARTA®

4 Kód VARTA
 Kód VARTA
 Oznaka VARTA
 Cod VARTA

 Naší snahou bylo, aby byl tento průvodce co nejpřesnější, ale vzhledem k velké rozmanitosti vozidel na silnicích a různým variantám jednotlivých modelů nenese VARTA odpovědnost za případný výběr a instalaci nesprávné baterie. Odpovědnost vždy nese osoba, která baterii instaluje. Máte-li tedy jakékoli pochybnosti, vše si důkladně proveďte v příručce dodané výrobcem vozidla.

 Našou snahou bolo, aby bola táto príručka čo najpresnejšia, ale s ohľadom na široký okruh vozidiel na cestách a množstva variantov jednotlivých modelov, VARTA nezodpovedá za výber nesprávneho akumulátora. Zodpovednosť v každom prípade znáša ten, kto akumulátor inštaluje. Ak by ste mali akékoľvek pochybnosti, overte si výber podľa návodu od výrobcu vozidla.


 Naredili smo vse, da bo ta vodnik čim natančnejši, vendar zaradi raznolikosti vozil na cesti in veliko različic posameznih modelov, VARTA ne prevzema odgovornosti za namestitve nepravilnega akumulatorja. To je vedno odgovornost osebe, ki ga je namestila, zato v primeru dvomov dvakrat preverite v priročniku proizvajalca vozila.

 Noi ne-am dat toată silința în a face acest ghid cât mai precis posibil, dar datorită varietății mari de vehicule și a numeroaselor variații în cadrul modelelor individuale, VARTA nu își asumă responsabilitatea în cazul în care este montată o baterie incorectă. Responsabilitatea cade întotdeauna în sarcina instalatorului, astfel încât dacă aveți nelămuriri, verificați din nou, cu atenție, manualul vehiculului primit de la fabricant.



REGISTER NOW!
www.varta-automotive.com/partner-portal

VARTA® PARTNER PORTAL.

 **VARTA Partner Portal je Vaše online řešení na míru, určené pro rychlý a bezplatný přístup ke všem potřebným informacím. Stačí se pouze přihlásit a užívat si výhody.**

1. Pozice baterie

Stáhněte si a vytiskněte obrázky umístění baterie.

2. Výběr baterie


Získejte doporučení na baterii, kterou přesně potřebujete, hledejte konkrétní baterii podle výrobního čísla a získejte alternativy pro navýšení prodeje. Pokrývá 98 % všech modelů vozidel s technologií start-stop.

3. Pokyny k montáži

Získejte jednoduché a v postupných krocích uvedené pokyny na výměnu baterie a odhadovaný čas trvání výměny.

4. Poznatky o bateriích

Zjistěte, jak se změnila role baterií, jak je důležité používat správnou technologii baterie a jak baterie testovat.

 **VARTA Partner Portal je vaše online riešenie na mieru, určené pre rýchly a bezplatný prístup ku všetkým potrebným informáciám. Stačí sa prihlásiť a užívať si výhody.**

1. Umiestnenie batérie

Stiahnite si a vytlačte obrázky umiestnenia batérie.

2. Výber batérie


Získate presné odporúčania na vhodnú batériu, prípadne silnejšiu alternatívu, môžete vyhľadávať podľa výrobného čísla. Zahŕňa 98 % všetkých modelov vozidiel typu štart-stop.

3. Montážne pokyny

Získate jednoduché a v postupných krokoch uvedené pokyny na výmenu batérie a odhadovaný čas trvania výmeny.

4. Informácie o batériách

Zistíte, ako sa zmenila úloha batérií, aké dôležité je použiť správnu technológiu batérie a aké sú spôsoby testovania batérií.

 **VARTA Partner Portal je vaša spletna rešitev po meri za hiter in brezplačen dostop do vseh potrebnih informacij. Le prijavite se in ga uporabljajte.**

1. Položaj akumulatorja

Prenesite in natisnite slike za mesto vgradnje akumulatorja.

2. Izbiranje akumulatorja


Pridobite natančna priporočila za primerne akumulatorje, najdete specifične akumulatorje glede na tip vozila in alternativne modele. Na voljo za 98 % vseh avtomobilov s tehnologijo start-stop.

3. Navodila za montažo

Preprosta podrobna navodila za zamenjavo in predvideni čas, potreben za zamenjavo.

4. Znanje o akumulatorju

Izvedite, kako se je vloga akumulatorja spremenila, pomen uporabe pravilne akumulatorske tehnologije in kako testirati akumulatorje.

 **VARTA Partner Portal (portalul pentru parteneri) este soluția online personalizată și dedicată exclusiv partenerilor noștri, pentru ca dumneavoastră să aveți acces rapid și gratuit la toate informațiile de care aveți nevoie. Doar conectați-vă și descoperiți beneficiile!**

1. Poziționarea bateriei

Descărcați și tipăriți imaginile cu locația bateriei.

2. Alegerea bateriei

Obțineți recomandări pentru o baterie perfect compatibilă, găsiți baterii folosind codul piesei și primiți alternative pentru vânzări adiționale. Informațiile disponibile acoperă 98 % din toate modelele de automobile echipate cu sistem Start-Stop.

3. Instrucțiuni de montaj

Primiți instrucțiuni simple, pas cu pas, pentru înlocuirea bateriei, precum și estimatul de timp necesar pentru această operațiune.

4. Informații tehnice generale despre baterii

Aflați cum a evoluat rolul bateriei, cât de important este să utilizați tehnologia corectă și cum să testați bateriile.



KAKO DA KORISTITE KATALOG








KAKO KORISTITI OVAJ KATALOG



КАК ДА ИЗПОЛЗВАМЕ КАТАЛОГА



UDHËZIME PËR PËRDORIMIN E KATALOGUT


| | | SILVER dynamic | | BLUE dynamic | | BLACK dynamic |
|---|------|----------------|-------------|--------------|-------------|---------------|
| | | AGM | SLI | Aux | EFB | SLI |
| ABARTH > AIXAM | | | | | | |
| ABARTH | | | | | | |
|   | | | | | | |
| 124 Spider (348_) | 16 → | | | | | |
| 1.4  | | 560 901 068 | | | 560 500 064 | |
| 500 / 595 / 695 (312_) | 08 → | | | | | |
| 1.4 (99 kW) | | | 554 400 053 | | | 552 400 047 |
| 1.4 (107 kW) *  | | 560 901 068 | 554 400 053 | | 560 500 064 | 552 400 047 |
| 500C / 595C / 695C (312_) | 09 → | | | | | |
| 1.4 (99 kW) *  | | | 554 400 053 | | 560 500 064 | 552 400 047 |


- 1 Proizvođač vozila, model i tip (spisak A – Z)
Proizvođač vozila, model i tip (popisani od A do Z)
Производител на превозното средство,
модел и тип (сортирани A – Z)
Prodhuesit, modelet, tipet e automjeteve (A – Z)


- 2 Datum proizvodnje od – do
Datum proizvodnje od – do
Дата на производство от – до
Viti i prodhimit


- 3 VARTA® linija proizvoda,
Linija proizvoda VARTA®
VARTA® продуктова линия
Linja e produkteve VARTA®

- 4 VARTA kod
VARTA šifra
VARTA код
Kodi VARTA

 Dali smo sve od sebe da ovaj katalog učinimo preciznim što je više moguće ali, zbog velike različitosti vozila na putevima i mnogim varijacijama pojedinačnih modela, VARTA ne prihvata odgovornost zbog ugradnje neodgovarajućeg akumulatora. Odgovornost u svakom trenutku leži na instalateru, tako da ako niste sigurni, molimo vas da ponovo proverite priručnik vozila.

 Učinili smo sve kako bi ovaj vodič bio što tačniji. Međutim, zbog velike raznolikosti vozila i mnogih varijacija pojedinih modela, VARTA ne preuzima odgovornost ako je ugrađen neodgovarajući akumulator. U svim slučajevima odgovorna je osoba koja ugrađuje akumulator te u slučaju nesigurnosti svakako pažljivo proverite priručnik proizvođača.


 Ние полагаме всички усилия, за да направим настоящото ръководство колкото е възможно по-точно, но поради голямото разнообразие от автомобили и многото вариации на отделните модели, VARTA не поема отговорност за монтирането на неподходящ акумулатор. Във всички случаи отговорността се носи от човека, който монтира акумулатора, така че в случай на съмнение, моля, направете повторна справка в ръководството за експлоатация на превозното средство.

 Për shkak të numrit të madh të tipave të përdorura të automobilave, që janë nën kujdesin e një modeli të vazhdueshëm, nuk mund të merret përsipër asnjë garanci për të dhënat e listës renditëse. Vendimtare janë në raste të veçanta të dhënat e prodhuesit të automjetit.



REGISTER NOW!
www.varta-automotive.com/partner-portal

VARTA® PARTNER PORTAL.

 VARTA Partner Portal je Vaša specijalno prilagođena internet platforma koja Vam nudi brz i besplatan pristup svim informacijama koje su Vam potrebne. Samo se prijavite i iskoristite pogodnosti.

1. Položaj akumulatora

Preuzmite i odštampajte slike položaja akumulatora.

2. Izbor akumulatora


Pristupite preporukama za izbor odgovarajućeg akumulatora, pronađite akumulatore uz pomoć kataloškog broja i pregledajte alternative za dalju prodaju. Pokriva 98% svih start-stop modela automobila.

3. Instrukcije za montažu

Preuzmite jednostavna uputstva za zamenu akumulatora korak po korak sa naznakom vremena koje je potrebno za zamenu.

4. Informacije o akumulatorima

Naučite kako se uloga akumulatora promenila, koja je važnost izbora odgovarajuće akumulatorske tehnologije i na koji način se testiraju akumulatori.

 VARTA Partner Portal posebno je prilagođena internetska platforma koja Vam nudi brz i besplatan pristup svim informacijama koje su Vam potrebne. Samo se prijavite i iskoristite pogodnosti.

1. Položaj akumulatora

Preuzmite i ispišite slike položaja akumulatora.

2. Odabir akumulatora


Pristupite preporukama za odabir odgovarajućeg akumulatora, pronađite akumulatore uz pomoć kataloškog broja i pregledajte alternative za daljnju prodaju. Pokriva 98% svih start-stop modela automobila.

3. Upute za montažu

Preuzmite jednostavne upute za zamenu akumulatora korak po korak s naznakom vremena koje je potrebno za zamjenu.

4. Informacije o akumulatorima

Saznajte kako se promijenila uloga akumulatora, koja je važnost odabira odgovarajuće akumulatorske tehnologije i na koji se način testiraju akumulatori.

 VARTA Partner Portal e Вашето персонализирано онлайн решение, което Ви дава бърз и безплатен достъп до пълната информация, от която се нуждаете. Просто влезете в портала и се възползвайте от предлаганите услуги.

1. Позиция на акумулатора

Изтеглете и разпечатайте изображения на местоположението на акумулатора.

2. Избор на акумулатор


Ще получите най-подходящите за Вас препоръки за акумулатор, ще намерите конкретни акумулатори по номер на част и ще получите алтернативи за допълнителна покупка. Обхваща 98% от всички модели автомобили със системата „Start-stop“.

3. Инструкции за монтаж

Ще получите прости инструкции стъпка по стъпка как да смените акумулатора и очакваното време за извършване на смяната.

4. Информация за акумулаторите

Ще научите какво се е променило във функцията на акумулатора, важноста на използването на подходящата акумулаторна технология и как да тествате акумулаторите.

 VARTA Partner Portal është zgjidhja në rrjet e ndërtuar për ju, e dedikuar për t'ju dhënë mundësi të shpejtë dhe falas për gjithë informacionin që ju duhet. Thjesht hyni dhe përfitoni.

1. Pozicioni i Baterisë

Shkarkoni dhe printoni imazhet e vend-ndodhjeve të baterive.

2. Zgjedhja e Baterisë










Merrni rekomandimet e përmasave të sakta, gjeni bateritë specifike nga numri i identifikimit dhe pranoni alternativat për shitje me çmim më të lartë. Mbulon 98% të gjithë modeleve të makinave me teknologjinë Start-Stop.

3. Udhëzimet e përshtatjes


Merrni udhëzime të thjeshta për zëvendësimin hap pas hapi dhe kohën e duhur të pritshme për zëvendësim.

4. Njohuri mbi Baterinë






Mësoni se si roli i baterisë ka ndryshuar, rëndësia e përdorimit të teknologjisë së duhur të baterisë dhe si të testoni bateritë.

|   |  | SILVER dynamic | | | BLUE dynamic | | BLACK dynamic |
|---|---|----------------|-------------|-----|--------------|----------------------------|---------------|
| | | AGM | SLI | Aux | EFB | SLI | SLI |
| ABARTH | | | | | | | |
| 124 Spider (348_) | 16 → | | | | | | |
| 1.4  | | 560 901 068 | | | 560 500 064 | | |
| 500 / 595 / 695 (312_) | 08 → | | | | | | |
| 1.4 (99 kW) | | | 554 400 053 | | | 552 400 047 | |
| 1.4 (107 kW) *  | | 560 901 068 | 554 400 053 | | 560 500 064 | 552 400 047 | |
| 500C / 595C / 695C (312_) | 09 → | | | | | | |
| 1.4 (99 kW) *  | | | 554 400 053 | | 560 500 064 | 552 400 047 | |
| 1.4 (132 kW) | | | 554 400 053 | | | 552 400 047 | |
| GRANDE PUNTO (199_) | 07 - 12 | | | | | | |
| 1.4 (114 kW) | | | 554 400 053 | | | | |
| 1.4 (132 kW) *  | | 560 901 068 | 554 400 053 | | 560 500 064 | | |
| PUNTO (199_) | 12 → | | | | | | |
| 1.4 (120 kW)  | | 560 901 068 | | | 560 500 064 | | |
| 1.4 (132 kW) *  | | 560 901 068 | 554 400 053 | | 560 500 064 | 552 400 047 | |
| RITMO (138A_) | 81 - 87 | | | | | | |
| 125 TC 2.0 / 130 TC 2.0 / 130 TC 2.0 * | | | 563 400 061 | | | 560 408 054 | 545 412 040 |
| ACURA | | | | | | | |
| MDX (YD3) | 13 → | | | | | | |
| 3.5 / 3.5 iVtec AWD * | | | 577 400 078 | | | 574 012 068 570 412 063 | |
| | | | 577 400 078 | | | 574 012 068 570 412 063 | |
| RDX | 12 → | | | | | | |
| 3.5 * | | | 577 400 078 | | | 574 012 068 570 412 063 | |
| | | | 577 400 078 | | | 574 012 068 570 412 063 | |
| TL (UA8, UA9) | 09 → | | | | | | |
| 3.7 AWD * | | | 577 400 078 | | | 574 012 068 570 412 063 | |
| | | | 577 400 078 | | | 574 012 068 570 412 063 | |
| TLX | 14 → | | | | | | |
| 3.5 i-VTEC AWD * | | | 577 400 078 | | | 574 012 068 570 412 063 | |
| | | | 577 400 078 | | | 574 012 068 570 412 063 | |
| TSX (CU_) | 09 → | | | | | | |
| 2.4 * | | | 577 400 078 | | | 574 012 068 570 412 063 | |
| | | | 577 400 078 | | | 574 012 068 570 412 063 | |
| ZDX | 10 → | | | | | | |
| 3.7 AWD * | | | 577 400 078 | | | 574 012 068 570 412 063 | |
| | | | 577 400 078 | | | 574 012 068 570 412 063 | |
| AIXAM | | | | | | | |
| 400 | 96 → | | | | | | |
| 0.5 * | | | | | | 544 401 042 540 125 033 | |
| 500 | 97 → | | | | | | |
| 0.5 D * | | | | | | 544 401 042 540 125 033 | |
| A.721 | 05 → | | | | | | |
| 0.4 D | | | | | | 544 401 042 | |
| A.741 | 05 → | | | | | | |
| 0.4 D | | | | | | 544 401 042 | |
| A.751 | 05 → | | | | | | |
| 0.5 / 0.5 D | | | | | | 544 401 042 | |
| CITY | 12 → | | | | | | |
| 0.4 / Electric | | | | | | 544 401 042 | |
| COUPE | 12 → | | | | | | |
| 0.4 / Elektro | | | | | | 544 401 042 | |
| CROSSLINE | 05 → | | | | | | |
| 0.4 / 0.5 | | | | | | 544 401 042 | |
| CROSSOVER | 12 → | | | | | | |
| 0.4 / 0.5 GTR / 0.6 | | | | | | 544 401 042 | |

A

 FOR CARS WITH START/STOP (MUST REPLACE AGM WITH AGM, EFB WITH EFB)
 * PLEASE CHECK AS MORE THAN ONE DIFFERENT SIZE BATTERIES CAN BE FITTED DEPENDING ON: - ELECTRICAL OPTIONS
 - CLIMATE REGION
 - BUILD OE







AIXAM > ALFA ROMEO

|   |  | SILVER dynamic | | | BLUE dynamic | | BLACK dynamic |
|---|---|----------------|----------------------------|-----|--------------|----------------------------|---------------|
| | | AGM | SLI | Aux | EFB | SLI | SLI |
| AIXAM | | | | | | | |
| D-TRUCK Box | 12 → | | | | | | |
| 0.4 / 0.6 | | | | | | 544 401 042 | |
| D-TRUCK Pickup | 12 → | | | | | | |
| 0.4 / 0.6 | | | | | | 544 401 042 | |
| D-TRUCK Platform/Chassis | 12 → | | | | | | |
| 0.4 / 0.6 | | | | | | 544 401 042 | |
| GTO | 12 → | | | | | | |
| 0.4 | | | | | | 544 401 042 | |
| MEGA | 03 → | | | | | | |
| 0.6 D / Electric | | | | | | 544 401 042 | |
| SCOUTY Convertible | 07 → | | | | | | |
| 0.4 / 0.5 | | | | | | 544 401 042 | |
| ALFA ROMEO | | | | | | | |
| 4C (960_) | 13 → | | | | | | |
| 1.8 | | | 554 400 053 | | | 552 400 047 | |
| 4C SPIDER (961_) | 14 → | | | | | | |
| 1.8 | | | 563 400 061 | | | 560 408 054 | |
| 6 (119_) | 79 - 86 | | | | | | |
| 2.0 / 2.5 i.e. / 2.5 TD | | | | | | 570 413 063 | |
| 8C (920_) | 07 - 09 | | | | | | |
| 4.7  | | 580 901 080 | 585 400 080 | | | 580 400 074 | |
| 8C SPIDER (920_) | 08 - 10 | | | | | | |
| 4.7  | | 580 901 080 | 585 400 080 | | | 580 400 074 | |
| 33 (905_) | 83 - 93 | | | | | | |
| 1.2 / 1.3 / 1.5 / 1.5 4x4 / 1.5 QV / 1.7 / 1.7 i.e. / 1.7 QV | | | 554 400 053 | | | 552 400 047 | 545 412 040 |
| 1.8 TD | | | 577 400 078 | | | 574 012 068 | 570 409 064 |
| 33 Sportwagon (905A_) | 84 - 89 | | | | | | |
| 1.4 / 1.5 / 1.5 4x4 / 1.7 / 1.7 i.e. / 1.7 i.e. 4x4 | | | 554 400 053 | | | 552 400 047 | 545 412 040 |
| 1.8 TD | | | 577 400 078 | | | 574 012 068 | 570 409 064 |
| 33 (907A_) | 90 - 94 | | | | | | |
| 1.4 i.e. / 1.5 / 1.5 i.e. / 1.5 i.e. / 1.7 16V 4x4 / 1.7 16V / 1.7 i.e. | | | 554 400 053 | | | 552 400 047 | 545 412 040 |
| 1.8 TD | | | 577 400 078 | | | 574 012 068 | 570 409 064 |
| 33 Sportwagon (907B_) | 90 - 94 | | | | | | |
| 1.4 i.e. / 1.5 i.e. / 1.7 16V / 1.7 16V 4x4 / 1.7 i.e. 4x4 / 1.7 i.e. | | | 554 400 053 | | | 552 400 047 | 545 412 040 |
| 75 (162B_) | 85 - 92 | | | | | | |
| 1.6 / 1.6 Cat / 1.8 / 1.8 Turbo / 1.8 Turbo i.e. / 2.0 / 2.0 TD / 2.0 T.S. / 2.0 T.S. Cat / 2.4 TD / 2.5 V6 / 3.0 V6 / 3.0 V6 Cat | | | 563 400 061 | | | 560 408 054 | 556 400 048 |
| 90 (162_) | 84 - 87 | | | | | | |
| 1.8 / 2.0 i.e. / 2.4 TD / 2.5 i.e. V6 | | | 563 400 061 | | | 560 408 054 | 556 400 048 |
| 145 (930_) | 94 - 01 | | | | | | |
| 1.4 i.e. 16V T.S. / 1.6 i.e. 16V T.S. / 1.8 i.e. 16V | | | 561 400 060 | | | 560 409 054 552 400 047 | |
| 1.4 i.e. / 1.6 i.e. / 1.7 i.e. 16V / 1.8 i.e. 16V T.S. / 1.8 i.e. 16V T.S. * | | | 563 400 061 | | | 560 408 054 | 545 412 040 |
| 1.6 16V T.S. | | | 554 400 053 | | | 552 400 047 | 545 412 040 |
| 1.9 JTD | | | 577 400 078 | | | 574 012 068 | |
| 1.9 TD | | | 577 400 078 | | | 574 012 068 | 570 409 064 |
| 2.0 16V / 2.0 16V T.S. / 2.0 16V T.S. | | | 561 400 060 | | | 560 409 054 | |
| 146 (930_) | 94 - 01 | | | | | | |
| 1.4 i.e. 16V T.S. / 1.6 16V T.S. / 1.6 i.e. 16V T.S. / 1.8 i.e. 16V T.S. | | | 554 400 053 | | | 560 409 054 552 400 047 | |
| 1.4 i.e. / 1.6 i.e. / 1.7 i.e. 16V * | | | 563 400 061 | | | 560 408 054 | 545 412 040 |
| 1.9 JTD | | | 577 400 078 | | | 574 012 068 | |
| 1.9 TD | | | 577 400 078 | | | 574 012 068 | 570 409 064 |
| 2.0 16V / 2.0 16V T.S. | | | 561 400 060 | | | 560 409 054 | |
| 147 (937_) | 00 - 10 | | | | | | |
| 1.6 16V T.SPARK / 1.6 16V T.SPARK ECO * | | | 563 400 061 554 400 053 | | | 552 400 047 | |
| 1.9 JTD 16V / 1.9 JTD / 1.9 JTDM 16V / 1.9 JTDM 8V / 1.9 JTDM | | | 577 400 078 | | | 574 012 068 | |
| 2.0 16V T.SPARK / 3.2 GTA | | | 563 400 061 | | | 560 408 054 | |
| 155 (167_) | 92 - 97 | | | | | | |
| 1.6 16V T.S. / 1.7 T.S. / 1.7 T.S. 16V / 1.8 T.S. / 1.8 T.S. Sport / 2.0 16V Turbo Q4 / 2.0 T.S. / 2.0 T.S. 16V / 2.5 V6 | | | 563 400 061 | | | 560 408 054 | 556 400 048 |
| 1.9 TD / 2.5 TD | | | 577 400 078 | | | 574 012 068 | 570 409 064 |
| 156 (932_) | 97 - 05 | | | | | | |
| 1.6 16V T.SPARK / 1.8 16V T.SPARK / 2.0 16V T.SPARK / 2.0 JTS | | | 563 400 061 | | | 560 408 054 | |
| 1.9 JTD (93 kW) / 1.9 JTD 16V / 2.4 JTD / 3.2 GTA | | | 577 400 078 | | | 574 012 068 | |



 FOR CARS WITH START/STOP (MUST REPLACE AGM WITH AGM, EFB WITH EFB)











* PLEASE CHECK AS MORE THAN ONE DIFFERENT SIZE BATTERIES CAN BE FITTED DEPENDING ON: - ELECTRICAL OPTIONS
- CLIMATE REGION
- BUILD OE

|   |  | SILVER dynamic | | | BLUE dynamic | | BLACK dynamic |
|---|---|----------------|----------------------------|-----|--------------|----------------------------|---------------|
| | | AGM | SLI | Aux | EFB | SLI | SLI |
| ALFA ROMEO | | | | | | | |
| 156 (932_) | 97 - 05 | | | | | | |
| 1.9 JTD (81 kW) | | | 563 400 061 | | | 574 012 068 560 408 054 | |
| 2.5 V6 24V | | | 574 402 075 | | | 572 409 068 | |
| 156 Sportwagon (932_) | 97 - 06 | | | | | | |
| 1.6 16V T.SPARK / 1.6 16V T.SPARK. / 1.8 16V T.SPARK / 2.0 16V T.SPARK / 2.0 JTS | | | 563 400 061 | | | 560 408 054 | |
| 1.9 JTD (110 kW) / 1.9 JTD 16V / 1.9 JTD 16V Q4 / 2.4 JTD / 3.2 GTA | | | 577 400 078 | | | 574 012 068 | |
| 1.9 JTD (77 kW) | | | 563 400 061 | | | 574 012 068 560 408 054 | |
| 2.5 V6 24V | | | 574 402 075 | | | 572 409 068 | |
| 159 (939_) | 05 - 12 | | | | | | |
| 1.8 MPI / 1.8 Tbi / 1.9 JTS / 2.2 JTS | | | 563 400 061 | | | 560 408 054 | |
| 1.9 JTDM 16V / 1.9 JTDM 8V / 2.0 JTDM (125/100 kW) | | | 577 400 078 | | | 574 012 068 | |
| 2.0 JTDM (120 kW) | | | 577 400 078 | | | 574 012 068 | 570 409 064 |
| 2.4 JTDM / 2.4 JTDM Q4 | | | 585 200 080 | | | 580 406 074 | |
| 3.2 JTS / 3.2 JTS Q4 | | | 574 402 075 | | | 572 409 068 | |
| 159 Sportwagon (939_) | 05 - 12 | | | | | | |
| 1.8 MPI / 1.8 Tbi / 1.9 JTS / 2.2 JTS | | | 563 400 061 | | | 560 408 054 | |
| 1.9 JTDM 16V / 1.9 JTDM 8V / 2.0 JTDM | | | 577 400 078 | | | 574 012 068 | |
| 2.4 JTDM / 2.4 JTDM Q4 | | | 585 200 080 | | | 580 406 074 | |
| 3.2 JTS / 3.2 JTS Q4 | | | 574 402 075 | | | 572 409 068 | |
| 164 (164_) | 87 - 98 | | | | | | |
| 2.0 / 2.0 Turbo / 2.0 Twin Spark / 3.0 / 3.0 24V (154 kW) / 3.0 24V Q4 / 3.0 24V QV All-wheel Drive | | | 563 400 061 | | | 560 408 054 | 556 400 048 |
| 2.0 T.S. / 2.0 V6 Turbo / 2.5 V6 / 3.0 24V (155 kW) / 3.0 24V QV / 3.0 i.e. QV / 3.0 V6 / 3.0 V6 | | 560 901 068 | 563 400 061 | | | 560 408 054 | |
| 2.5 TD | | 595 901 085 | 600 402 083 | | | 595 402 080 | |
| 166 (936_) | 98 - 07 | | | | | | |
| 2.0 T.SPARK / 2.0 V6 | | 560 901 068 | 563 400 061 | | | 560 408 054 | |
| 2.4 JTD / 2.5 V6 24V / 3.0 V6 24V / 3.2 V6 24V | | 570 901 076 | 577 400 078 | | | 574 012 068 | |
| ALFASUD (901_) | 72 - 85 | | | | | | |
| 1.2 / 1.2 ti / 1.3 SC/ti Super / 1.3 Super / 1.3 ti / 1.5 ti / 1.5 ti Sprint | | | 554 400 053 | | | 552 400 047 | 545 412 040 |
| ALFASUD Giardinetta (904_) | 78 - 81 | | | | | | |
| 1.2 / 1.3 | | | 554 400 053 | | | 552 400 047 | 545 412 040 |
| ALFASUD Sprint (902_) | 76 - 89 | | | | | | |
| 1.3 / 1.4 / 1.5 / 1.7 / 1.7 i.e. | | | 554 400 053 | | | 552 400 047 | 545 412 040 |
| ALFETTA (116_) | 74 - 84 | | | | | | |
| 1.6 / 1.8 / 2.0 / 2.0 TD / 2.4 TD | | | | | | 570 413 063 | |
| ALFETTA GT (116_) | 74 - 86 | | | | | | |
| 1.6 / 2.0 | | | | | | 570 413 063 | |
| ARNA (920_) | 83 - 86 | | | | | | |
| 1.2 (46 kW) / 1.3 / 1.5 | | | | | | | 545 413 040 |
| 1.2 (44 kW) / 1.3 TI | | | 554 400 053 | | | 552 400 047 | 545 412 040 |
| BRERA (939_) | 06 - 11 | | | | | | |
| 1.8 Tbi | | | 554 400 053 | | | 552 400 047 | |
| 2.0 JTDM / 3.2 JTS / 3.2 JTS Q4 | | 570 901 076 | 577 400 078 | | | 574 012 068 | |
| 2.2 JTS | | | 563 400 061 | | 560 500 064 | 560 408 054 | |
| 2.4 JTDM 20V * | | 580 901 080 | 585 200 080 | | | 580 406 074 | |
| GIULIA (952_) | 15 → | | | | | | |
| 2.0 / 2.0 Q4 / 2.2 D / 2.2 D Q4 / 2.9 / 2.9 *  | | | | | | 595 500 085 580 500 080 | |
| GIULIETTA (116_) | 77 - 85 | | | | | | |
| 1.3 / 1.6 / 1.8 / 1.8 Turbo / 2.0 / 2.0 Turbo * | | | 563 400 061 | | | 560 408 054 | 545 412 040 |
| 2.0 TD | | | | | | 570 413 063 | |
| GIULIETTA (940_) | 10 → | | | | | | |
| 1.4 BiFuel / 1.4 TB  | | 560 901 068 | | | | 560 500 064 | |
| 1.6 JTDM / 2.0 JTDM  | | 570 901 076 | | | | 570 500 076 | |
| 1.8 Tbi (169 kW) * | | | 577 400 078 563 400 061 | | | | |
| 1.8 Tbi (173 kW) | | 560 901 068 | 563 400 061 | | | 560 408 054 | |
| GT (937_) | 03 - 10 | | | | | | |
| 1.8 TS / 1.9 JTD | | 560 901 068 | 563 400 061 | | | 560 408 054 | |
| 2.0 JTS | | | 563 400 061 | | | 560 408 054 | |
| 3.2 GTA | | | 574 402 075 | | | 572 409 068 | |
| GTV (116_) | 78 - 87 | | | | | | |
| 2.0 / 6 2.5 / 6 2.5 | | | | | | 570 413 063 | |

 FOR CARS WITH START/STOP (MUST REPLACE AGM WITH AGM, EFB WITH EFB)

* PLEASE CHECK AS MORE THAN ONE DIFFERENT SIZE BATTERIES CAN BE FITTED DEPENDING ON: - ELECTRICAL OPTIONS
- CLIMATE REGION
- BUILD OE

















ALFA ROMEO > ALPINA

|   |  | SILVER dynamic | | | BLUE dynamic | | BLACK dynamic |
|--|---|----------------|-------------|-----|----------------------------|----------------------------|---------------|
| | | AGM | SLI | Aux | EFB | SLI | SLI |
| ALFA ROMEO | | | | | | | |
| GTV (916_) | 94 - 05 | | | | | | |
| 1.8 16V / 2.0 JTS / 2.0 T.SPARK 16V | | 560 901 068 | 563 400 061 | | | 560 408 054 | |
| 2.0 V6 Turbo | | | 563 400 061 | | | 560 408 054 | 556 400 048 |
| 3.0 V6 24V / 3.2 V6 24V | | 570 901 076 | 577 400 078 | | | 574 012 068 | |
| MITO (955_) | 08 → | | | | | | |
| 0.9 / 0.9 TwinAir (77 kW) / 1.3 MultiJet (59/70 kW) / 1.4 (58/57 kW) / 1.4 MultiAir (125 kW) / 1.4 TB / 1.4 Turbo MultiAir (99 kW) *  | | 560 901 068 | 554 400 053 | | 560 500 064 | 552 400 047 | |
| 0.9 TwinAir (63 kW) / 1.3 MultiJet (62 kW) / 1.4 (57 kW) / 1.4 MultiAir (77 kW) / 1.4 Turbo MultiAir (120 kW)  | | 560 901 068 | | | 560 500 064 | | |
| 1.3 MultiJet (66 kW) | | 570 901 076 | 577 400 078 | | | 574 012 068 | |
| 1.4 (51 kW) / 1.4 TJet | | | 554 400 053 | | | 552 400 047 | |
| 1.4 Bifuel (88 kW) *  | | | 554 400 053 | | 560 500 064 | 552 400 047 | |
| 1.4 Bifuel (88 kW) *  | | 560 901 068 | 563 400 061 | | 560 500 064 | 552 400 047 | |
| 1.6 JTDM (85 kW)  | | 570 901 076 | 577 400 078 | | 570 500 076 | 574 012 068 | |
| 1.6 JTDM (88 kW) *  | | 570 901 076 | 563 400 061 | | 570 500 076 | 560 408 054 | |
| RZ | 92 - 94 | | | | | | |
| 3.0 V6 Zagato | | | | | | 570 413 063 | |
| SPIDER (115_) | 71 - 93 | | | | | | |
| 1600 / 2000 | | | 563 400 061 | | | 560 408 054 | 556 400 048 |
| SPIDER (916_) | 94 - 05 | | | | | | |
| 1.8 16V / 2.0 JTS / 2.0 T.SPARK 16V / 2.0 V6 Turbo | | 560 901 068 | 563 400 061 | | | 560 408 054 | |
| 3.0 V6 24V | | | 563 400 061 | | | 560 408 054 | |
| 3.0 V6 / 3.2 V6 24V | | 570 901 076 | 577 400 078 | | | 574 012 068 | |
| SPIDER (939_) | 06 - 11 | | | | | | |
| 1.8 TBi | | | 554 400 053 | | | 552 400 047 | |
| 2.0 JTDM (120 kW) | | 570 901 076 | 577 400 078 | | | 574 012 068 | |
| 2.0 JTDM (125 kW) / 2.4 JTDM / 3.2 JTS / 3.2 JTS Q4 | | | 577 400 078 | | | 580 406 074 574 012 068 | |
| 2.2 JTS | | 560 901 068 | 563 400 061 | | | 560 408 054 | |
| STELVIO (949_) | 16 → | | | | | | |
| 2.0 Q4 / 2.2 D Q4 / 2.9 *  | | | | | 595 500 085 580 500 080 | | |
| SZ | 88 - 94 | | | | | | |
| 3.0 V6 Zagato | | | 577 400 078 | | | 574 012 068 | 570 409 064 |
| A11 / A12 Platform/Chassis | 67 - 83 | | | | | | |
| 1.3 / 1.8 D | | | 554 400 053 | | | 552 400 047 | 545 412 040 |
| AR 6 Bus (280_) | 85 - 89 | | | | | | |
| 1.9 D | | | 600 402 083 | | | 595 402 080 | 590 122 072 |
| AR 6 Box (280_) | 85 - 89 | | | | | | |
| 1.9 D | | | 577 400 078 | | | 574 012 068 | 570 409 064 |
| 2.4 D / 2.4 TD / 2.5 D | | | 600 402 083 | | | 595 402 080 | 590 122 072 |
| AR 8 Box (280_) | 78 - 89 | | | | | | |
| 2.4 D / 2.4 TD / 2.5 D | | | 600 402 083 | | | 595 402 080 | 590 122 072 |
| AR 8 Platform/Chassis (280_) | 78 - 89 | | | | | | |
| 2.4 D / 2.4 TD / 2.5 D | | | 600 402 083 | | | 595 402 080 | 590 122 072 |
| ALPINA | | | | | | | |
| B3 (E30) | 87 - 92 | | | | | | |
| 2.7 / 2.7 All-wheel Drive | | | 577 400 078 | | | 574 012 068 | 570 409 064 |
| B3 Estate (E30) | 87 - 92 | | | | | | |
| 2.7 | | | 577 400 078 | | | 574 012 068 | 570 409 064 |
| B3 Convertible (E30) | 87 - 92 | | | | | | |
| 2.7 | | | 577 400 078 | | | 574 012 068 | 570 409 064 |
| B3 (E36) | 93 - 99 | | | | | | |
| 3.0 / 3.2 | | | 577 400 078 | | | 574 012 068 | 570 409 064 |
| B3 Estate (E36) | 93 - 99 | | | | | | |
| 3.0 / 3.2 | | | 577 400 078 | | | 574 012 068 | 570 409 064 |
| B3 Coupe (E36) | 96 - 99 | | | | | | |
| 3.2 | | | 577 400 078 | | | 574 012 068 | 570 409 064 |
| B3 Convertible (E36) | 93 - 99 | | | | | | |
| 3.0 / 3.2 | | | 577 400 078 | | | 574 012 068 | 570 409 064 |
| B3 (E46) | 99 - 06 | | | | | | |
| 3.3 / 3.3 All-wheel Drive / 3.4 S * | | 580 901 080 | 585 200 080 | | | 580 406 074 | |
| B3 Estate (E46) | 99 - 06 | | | | | | |
| 3.3 / 3.3 All-wheel Drive / 3.4 S | | 570 901 076 | 577 400 078 | | | 574 012 068 | |
| B3 Coupe (E46) | 99 - 06 | | | | | | |
| 3.3 / 3.4 S | | 570 901 076 | 577 400 078 | | | 574 012 068 | |



 FOR CARS WITH START/STOP (MUST REPLACE AGM WITH AGM, EFB WITH EFB)




* PLEASE CHECK AS MORE THAN ONE DIFFERENT SIZE BATTERIES CAN BE FITTED DEPENDING ON: - ELECTRICAL OPTIONS
- CLIMATE REGION
- BUILD OE

|   |  | SILVER dynamic | | | BLUE dynamic | | BLACK dynamic |
|---|---|----------------------------|-------------|-----|-----------------|-------------|------------------|
| | | AGM | SLI | Aux | EFB | SLI | SLI |
| ALPINA | | | | | | | |
| B3 Convertible (E46) | 99 - 05 | | | | | | |
| 3.3 / 3.4 S | | 570 901 076 | 577 400 078 | | | 574 012 068 | |
| B3 (E90) | 07 - 13 | | | | | | |
| Bi-Turbo / Bi-Turbo All-wheel Drive / S Bi-Turbo / S Bi-Turbo All-wheel Drive *  | | 595 901 085 580 901 080 | | | | | |
| B3 Estate (E91) | 07 - 13 | | | | | | |
| Bi-Turbo / Bi-Turbo All-wheel Drive / S Bi-Turbo / S Bi-Turbo All-wheel Drive *  | | 595 901 085 580 901 080 | | | | | |
| B3 Coupe (E92) | 07 - 14 | | | | | | |
| Bi-Turbo / Bi-Turbo All-wheel Drive / S Bi-Turbo / S Bi-Turbo All-wheel Drive *  | | 595 901 085 580 901 080 | | | | | |
| GT3 | | 595 901 085 | | | | | |
| B3 Convertible (E93) | 07 - 13 | | | | | | |
| BiTurbo / S Bi-Turbo *  | | 595 901 085 580 901 080 | | | | | |
| B3 (F30) | 13 → | | | | | | |
| BITURBO / BITURBO All-wheel Drive  | | 595 901 085 | | | | | |
| B3 Estate (F31) | 13 → | | | | | | |
| BITURBO / BITURBO All-wheel Drive  | | 595 901 085 | | | | | |
| B4 Coupe (F32) | 14 → | | | | | | |
| 3.0 B4 BiTurbo / 3.0 B4 BiTurbo All-wheel Drive  | | 595 901 085 | | | | | |
| B4 Convertible (F33) | 14 → | | | | | | |
| BITURBO  | | 595 901 085 | | | | | |
| B5 (E60) | 05 - 10 | | | | | | |
| 4.4 | | 595 901 085 | 600 402 083 | | | 595 402 080 | |
| 4.4 S | | 595 901 085 | | | | | |
| B5 Estate (E61) | 05 - 10 | | | | | | |
| 4.4 | | 595 901 085 | 600 402 083 | | | 595 402 080 | |
| B5 (F10) | 10 - 16 | | | | | | |
| BITURBO (397 kW)  | | 595 901 085 | | | | | |
| BITURBO (441 kW) | | 605 901 095 | | | | | |
| B5 Estate (F11) | 10 - 16 | | | | | | |
| BITURBO (397 kW)  | | 595 901 085 | | | | | |
| BITURBO (441 kW) | | 605 901 095 | | | | | |
| B5 (G30) | 17 → | | | | | | |
| BITURBO | | 605 901 095 | | | | | |
| B5 Touring (G31) | 17 → | | | | | | |
| BITURBO | | 605 901 095 | | | | | |
| B6 (E21) | 78 - 83 | | | | | | |
| 2.8 | | 560 901 068 | 563 400 061 | | | 560 408 054 | |
| B6 (E30) | 83 - 90 | | | | | | |
| 2.8 / 3.4 | | 570 901 076 | 577 400 078 | | | 574 012 068 | |
| B6 (E36) | 92 - 93 | | | | | | |
| 2.8 | | 570 901 076 | 577 400 078 | | | 574 012 068 | |
| B6 Coupe (E63) | 06 - 10 | | | | | | |
| 4.4 | | 595 901 085 | | | | | |
| B6 Convertible (E64) | 06 - 10 | | | | | | |
| 4.4 | | 595 901 085 | | | | | |
| B6 Coupe (F13) | 11 → | | | | | | |
| BITURBO (397 kW)  | | 595 901 085 | | | | | |
| BITURBO (441 kW) | | 605 901 095 | | | | | |
| B6 Convertible (F12) | 11 → | | | | | | |
| BITURBO (397 kW)  | | 595 901 085 | | | | | |
| BITURBO (441 kW) | | 605 901 095 | | | | | |
| B6 Gran Coupe (F06) | 14 → | | | | | | |
| BITURBO All-wheel Drive (397 kW) *  | | 605 901 095 595 901 085 | | | | | |
| BITURBO All-wheel Drive (441 kW) | | 605 901 095 | | | | | |
| B7 (E12) | 78 - 82 | | | | | | |
| 3.0 / 3.5 | | 570 901 076 | 577 400 078 | | | 574 012 068 | |
| B7 (E28) | 84 - 87 | | | | | | |
| 3.0 / 3.5 | | 570 901 076 | 577 400 078 | | | 574 012 068 | |
| B7 Coupe (E24) | 78 - 88 | | | | | | |
| 3.0 / 3.4 | | 570 901 076 | 577 400 078 | | | 574 012 068 | |

 FOR CARS WITH START/STOP (MUST REPLACE AGM WITH AGM, EFB WITH EFB)

* PLEASE CHECK AS MORE THAN ONE DIFFERENT SIZE BATTERIES CAN BE FITTED DEPENDING ON: - ELECTRICAL OPTIONS
- CLIMATE REGION
- BUILD OE





ALPINA

|   |  | SILVER dynamic | | | BLUE dynamic | | BLACK dynamic |
|---|---|----------------------------|-------------|-------------|--------------|-------------|---------------|
| | | AGM | SLI | Aux | EFB | SLI | SLI |
| ALPINA | | | | | | | |
| B7 (E65) | 03 - 08 | | | | | | |
| 4.4 * | | 605 901 095 595 901 085 | | | | | |
| B7 (F01, F02) | 09 - 16 | | | | | | |
| BITURBO (373 kW) / BITURBO All-wheel Drive (373 kW) * ⚠ | | 605 901 095 595 901 085 | | | | | |
| BITURBO (397 kW) / BITURBO All-wheel Drive (397 kW) | | 605 901 095 | | | | | |
| B7 (G12) | 16 → | | | | | | |
| BITURBO All-wheel Drive / BITURBO Rear Wheel Drive * ⚠ | | 605 901 095 | | 513 106 020 | | | |
| B8 (E36) | 95 - 98 | | | | | | |
| 4.6 | | | 600 402 083 | | | 595 402 080 | 590 122 072 |
| B8 Estate (E36) | 95 - 98 | | | | | | |
| 4.6 | | | 600 402 083 | | | 595 402 080 | 590 122 072 |
| B8 Coupe (E36) | 95 - 98 | | | | | | |
| 4.6 | | | 600 402 083 | | | 595 402 080 | 590 122 072 |
| B8 Convertible (E36) | 95 - 98 | | | | | | |
| 4.6 | | | 600 402 083 | | | 595 402 080 | 590 122 072 |
| B9 (E28) | 81 - 85 | | | | | | |
| 3.4 | | | 577 400 078 | | | 574 012 068 | 570 409 064 |
| B9 Coupe (E24) | 82 - 85 | | | | | | |
| 3.4 | | | 577 400 078 | | | 574 012 068 | 570 409 064 |
| B10 (E34) | 88 - 95 | | | | | | |
| 3.0 All-wheel Drive / 3.4 / 3.4 Biturbo / 4.0 / 4.6 | | | 577 400 078 | | | 574 012 068 | 570 409 064 |
| B10 Estate (E34) | 93 - 96 | | | | | | |
| 3.0 All-wheel Drive / 4.0 / 4.6 | | | 577 400 078 | | | 574 012 068 | 570 409 064 |
| B10 (E39) | 96 - 04 | | | | | | |
| 3.2 / 4.6 V8 (250 kW) | | | 600 402 083 | | | 595 402 080 | 590 122 072 |
| 3.3 / 4.6 V8 (255 kW) / 4.8 V8 | | 595 901 085 | 600 402 083 | | | 595 402 080 | |
| B10 Estate (E39) | 97 - 04 | | | | | | |
| 3.2 / 4.6 V8 (250 kW) | | | 600 402 083 | | | 595 402 080 | 590 122 072 |
| 3.3 / 4.6 V8 (255 kW) / 4.8 V8 | | 595 901 085 | 600 402 083 | | | 595 402 080 | |
| B11 (E32) | 87 - 94 | | | | | | |
| 3.4 / 4.0 | | | 600 402 083 | | | 595 402 080 | 590 122 072 |
| B12 (E32) | 88 - 94 | | | | | | |
| 5.0 | | | 600 402 083 | | | 595 402 080 | 590 122 072 |
| B12 (E38) | 95 - 01 | | | | | | |
| 5.7 / 6.0 | | 595 901 085 | 600 402 083 | | | 595 402 080 | |
| B12 Coupe (E31) | 90 - 96 | | | | | | |
| 5.0 / 5.6 | | | 600 402 083 | | | 595 402 080 | 590 122 072 |
| C1 (E21) | 80 - 83 | | | | | | |
| 2.3 | | 560 901 068 | 563 400 061 | | | 560 408 054 | |
| C1 (E30) | 83 - 88 | | | | | | |
| 2.3 / 2.5 | | | 577 400 078 | | | 574 012 068 | 570 409 064 |
| C2 (E30) | 85 - 88 | | | | | | |
| 2.5 / 2.7 / 2.7 All-wheel Drive | | | 577 400 078 | | | 574 012 068 | 570 409 064 |
| C2 Convertible (E30) | 86 - 87 | | | | | | |
| 2.7 | | | 577 400 078 | | | 574 012 068 | 570 409 064 |
| D3 (E90) | 05 - 14 | | | | | | |
| 2.0 / 2.0 Bi-Turbo ⚠ | | 595 901 085 | | | | | |
| D3 Estate (E91) | 05 - 13 | | | | | | |
| 2.0 / 2.0 Bi-Turbo ⚠ | | 595 901 085 | | | | | |
| D3 Coupe (E92) | 08 - 13 | | | | | | |
| 2.0 Bi-Turbo ⚠ | | 595 901 085 | | | | | |
| D3 (F30) | 14 → | | | | | | |
| BITURBO ⚠ | | 595 901 085 | | | | | |
| D3 Estate (F31) | 14 → | | | | | | |
| BITURBO / BITURBO All-wheel Drive ⚠ | | 595 901 085 | | | | | |
| D4 Coupe (F32) | 14 → | | | | | | |
| BITURBO ⚠ | | 595 901 085 | | | | | |
| D4 Convertible (F33) | 14 → | | | | | | |
| BITURBO ⚠ | | 605 901 095 | | | | | |
| D5 (F10) | 11 - 16 | | | | | | |
| BITURBO ⚠ | | 595 901 085 | | | | | |
| D5 Touring (F11) | 11 - 16 | | | | | | |
| BITURBO ⚠ | | 595 901 085 | | | | | |



⚠ FOR CARS WITH START/STOP (MUST REPLACE AGM WITH AGM, EFB WITH EFB)















* PLEASE CHECK AS MORE THAN ONE DIFFERENT SIZE BATTERIES CAN BE FITTED DEPENDING ON: - ELECTRICAL OPTIONS
- CLIMATE REGION
- BUILD OE






















|   |  | SILVER dynamic | | | BLUE dynamic | | BLACK dynamic |
|---|---|----------------|-------------|-----|--------------|-------------|---------------|
| | | AGM | SLI | Aux | EFB | SLI | SLI |
| ALPINA | | | | | | | |
| D10 (E39) | 00 - 03 | | | | | | |
| 3.0 D Biturbo | | 595 901 085 | 600 402 083 | | | 595 402 080 | |
| D10 Estate (E39) | 00 - 03 | | | | | | |
| 3.0 D Biturbo | | 595 901 085 | 600 402 083 | | | 595 402 080 | |
| RLE Roadster (Z1) | 90 - 91 | | | | | | |
| 2.7 * | | | 561 400 060 | | | 560 409 054 | 553 401 050 |
| ROADSTER V8 (E52) | 02 - 03 | | | | | | |
| 4.8 V8 | | 595 901 085 | 600 402 083 | | | 595 402 080 | |
| ROADSTER S (E85) | 03 - 05 | | | | | | |
| 3.3 | | 570 901 076 | 577 400 078 | | | 574 012 068 | |
| XD3 (F25) | 13 → | | | | | | |
| BITURBO All-wheel Drive  | | 595 901 085 | | | | | |
| ALPINE | | | | | | | |
| A310 | 71 - 84 | | | | | | |
| 2.7 V6 | | | 563 400 061 | | | 560 408 054 | 556 400 048 |
| A610 | 91 - 95 | | | | | | |
| 3.0 TURBO | | | | | | 570 412 063 | |
| V6 | 85 - 92 | | | | | | |
| 2.5 TURBO / 2.9 GT | | | | | | 570 412 063 | |
| ARO | | | | | | | |
| 10 | 80 - 06 | | | | | | |
| 1.3 / 1.4 / 1.6 / 1.6 16V | | | | | | | 545 413 040 |
| 1.6 D / 1.6 TD | | | 563 400 061 | | | 560 408 054 | 556 400 048 |
| 1.9 D / 1.9 TD | | | 563 400 061 | | | 560 408 054 | |
| 240-244 | 78 - 06 | | | | | | |
| 2.5 / 2.5 D / 2.7 D / 3.1 D | | | 577 400 078 | | | 574 012 068 | 570 409 064 |
| 2.5 TD | | 570 901 076 | 577 400 078 | | | 574 012 068 | |
| 2.9 V6 / 3.0 | | | 577 400 078 | | | 574 012 068 | |
| SPARTANA | 99 - 06 | | | | | | |
| 1.2 | | | | | | | 545 413 040 |
| ARTEGA | | | | | | | |
| GT | 09 → | | | | | | |
| 3.6 | | 570 901 076 | 577 400 078 | | | 574 012 068 | |
| ASIA MOTORS | | | | | | | |
| HI-TOPIC AM 725 | 93 - 99 | | | | | | |
| 2.7 15 STD / 2.7 D Rear Wheel Drive | | | | | | 595 405 083 | |
| ROCSTA | 89 - 99 | | | | | | |
| 1.8 i 4x4 | | | | | | 560 410 054 | |
| 2.2 D 4x4 | | | | | | 595 405 083 | |
| ASTON MARTIN | | | | | | | |
| CYGNET | 11 - 13 | | | | | | |
| 1.3 | | | | | | 560 411 054 | |
| DB7 Vantage | 94 - 03 | | | | | | |
| 3.2 / 6.0 | | 570 901 076 | 577 400 078 | | | 574 012 068 | |
| DB7 Volante | 95 - 03 | | | | | | |
| 3.2 / 6.0 | | 570 901 076 | 577 400 078 | | | 574 012 068 | |
| DB9 Vantage | 04 - 16 | | | | | | |
| 4.2 V8 / 6.0 V12 (331/350 kW) | | 595 901 085 | 600 402 083 | | | 595 402 080 | |
| 6.0 V12 (380 kW) | | 595 901 085 | | | | | |
| DB9 Volante | 04 - 16 | | | | | | |
| 6.0 (331 kW) / 6.0 V12 (350 kW) | | 595 901 085 | 600 402 083 | | | 595 402 080 | |
| 6.0 (403 kW) / 6.0 V12 (380 kW) | | 595 901 085 | | | | | |
| DB11 Vantage | 16 → | | | | | | |
| 5.2 | | 595 901 085 | | | | | |
| DBS Vantage | 07 → | | | | | | |
| 6.0 V12 | | 595 901 085 | 600 402 083 | | | 595 402 080 | |
| DBS Volante | 07 → | | | | | | |
| 6.0 V12 | | 595 901 085 | 600 402 083 | | | 595 402 080 | |
| LAGONDA I | 76 - 97 | | | | | | |
| 5.3 | | | | | | 570 413 063 | |
| LAGONDA I Shooting Brake | 76 - 97 | | | | | | |
| 5.3 | | | | | | 570 413 063 | |
| ONE-77 | 10 - 12 | | | | | | |
| 7.3 | | 595 901 085 | 600 402 083 | | | | |

 FOR CARS WITH START/STOP (MUST REPLACE AGM WITH AGM, EFB WITH EFB)

* PLEASE CHECK AS MORE THAN ONE DIFFERENT SIZE BATTERIES CAN BE FITTED DEPENDING ON: - ELECTRICAL OPTIONS
- CLIMATE REGION
- BUILD OE

ASTON MARTIN > AUDI






|   |  | SILVER dynamic | | | BLUE dynamic | | BLACK dynamic |
|---|---|----------------------------|-------------|-----|--------------|-------------|---------------|
| | | AGM | SLI | Aux | EFB | SLI | SLI |
| ASTON MARTIN | | | | | | | |
| RAPIDE | 10 → | | | | | | |
| 6.0 | | 595 901 085 | 600 402 083 | | | | |
| 6.0 S | | 595 901 085 | | | | | |
| TICKFORD CAPRI | 82 - 85 | | | | | | |
| 2.8 T | | | | | | 570 413 063 | |
| V8 Vantage | 69 - 93 | | | | | | |
| 5.3 / 5.3 2+2 Sports | | | | | | 570 413 063 | |
| V8 Volante | 78 - 89 | | | | | | |
| 5.3 | | | | | | 570 413 063 | |
| VANTAGE Vantage | 05 → | | | | | | |
| 4.3 / 4.7 / 4.7 S / 6.0 V12 | | 595 901 085 | 600 402 083 | | | 595 402 080 | |
| 4.7 GT8 / 6.0 V12S | | 595 901 085 | | | | | |
| VANTAGE Volante | 07 → | | | | | | |
| 4.3 / 4.7 (313 kW) / 4.7 S | | 595 901 085 | 600 402 083 | | | 595 402 080 | |
| 4.7 (320 kW) / 6.0 / 6.0 V12S | | 595 901 085 | | | | | |
| VANQUISH Vantage (R2_) | 01 - 07 | | | | | | |
| 6.0 S / 6.0 V12 | | 595 901 085 | 600 402 083 | | | 595 402 080 | |
| VANQUISH Vantage | 12 → | | | | | | |
| 6.0 | | 595 901 085 | | | | | |
| VANQUISH Volante | 13 → | | | | | | |
| 6.0 | | 595 901 085 | | | | | |
| VIRAGE Vantage | 87 - 92 | | | | | | |
| 5.3 | | | | | | 570 413 063 | |
| VIRAGE Volante | 90 - 00 | | | | | | |
| 5.3 (246 kW) / 6.3 | | | | | | 570 413 063 | |
| 5.3 (261 kW) | | 570 901 076 | 577 400 078 | | | 574 012 068 | |
| VIRAGE Shooting Brake | 93 - 95 | | | | | | |
| 5.3 / 6.3 | | | | | | 570 413 063 | |
| VIRAGE Saloon | 94 - 95 | | | | | | |
| 5.3 / 6.3 | | | | | | 570 413 063 | |
| VIRAGE Vantage | 92 - 00 | | | | | | |
| 5.3 | | | | | | 570 413 063 | |
| VIRAGE Vantage | 11 → | | | | | | |
| 6.0 | | 595 901 085 | 600 402 083 | | | 595 402 080 | |
| VIRAGE Volante | 11 - 12 | | | | | | |
| 6.0 | | 595 901 085 | 600 402 083 | | | 595 402 080 | |
| VIRAGE Limited Edition Vantage | 95 - 95 | | | | | | |
| 5.3 | | | | | | 570 413 063 | |
| ZAGATO Vantage | 86 - 89 | | | | | | |
| 5.3 | | | | | | 570 413 063 | |
| ZAGATO Volante | 86 - 89 | | | | | | |
| 5.3 | | | | | | 570 413 063 | |
| ZAGATO Vantage | 12 → | | | | | | |
| 6.0 V12 | | 595 901 085 | | | | | |
| AUDI | | | | | | | |
| A1 (8X1, 8XK) | 10 - 18 | | | | | | |
| 1.0 TFSI  | | 560 901 068 | | | | 560 500 064 | |
| 1.2 TFSI / 1.4 TFSI (92 kW) / 1.4 TSI *  | | 570 901 076 560 901 068 | | | | 560 500 064 | |
| 1.4 TDI / 1.4 TFSI (136/90/103 kW) / 1.6 TDI (66 kW) / 2.0 TDI / 2.0 TFSI quattro *  | | 580 901 080 570 901 076 | | | | | |
| 1.6 TDI (85 kW) *  | | 570 901 076 560 901 068 | | | | | |
| 1.8 TFSI *  | | 580 901 080 570 901 076 | | | | 580 500 080 | |
| S1 quattro  | | 580 901 080 | | | | | |
| A1 Sportback (8XA, 8XF) | 11 - 18 | | | | | | |
| 1.0 TFSI (70 kW) / 1.2 TFSI *  | | 570 901 076 560 901 068 | | | | 560 500 064 | |
| 1.0 TFSI (60 kW) / 1.4 TFSI (92 kW)  | | 560 901 068 | | | | 560 500 064 | |
| 1.4 TDI / 1.4 TFSI (90/103/136/136 kW) / 1.4 TSI / 1.6 TDI (77/66 kW) / 1.8 TFSI / 2.0 TDI / 1.8 TFSI *  | | 580 901 080 570 901 076 | | | | | |
| 1.6 TDI (85 kW) *  | | 570 901 076 560 901 068 | | | | | |
| S1 quattro  | | 580 901 080 | | | | | |
| A2 (8Z0) | 00 - 05 | | | | | | |
| 1.2 TDI / 1.4 / 1.4 TDI / 1.6 FSI | | | 577 400 078 | | | 574 012 068 | |

|   |  | SILVER dynamic | | | BLUE dynamic | | BLACK dynamic |
|--|---|----------------------------|----------------------------|-----|--------------|----------------------------|---------------|
| | | AGM | SLI | Aux | EFB | SLI | SLI |
| AUDI | | | | | | | |
| A3 (8L1) | 96 - 06 | | | | | | |
| 1.6 | | | 554 400 053 | | | 552 400 047 | |
| 1.8 / 1.8 T / 1.8 T quattro / 1.8 T / S3 quattro (165/165 kW) / S3 quattro (165/165 kW) | | | 563 400 061 | | | 560 408 054 | |
| 1.9 TDI / 1.9 TDI quattro | | | 577 400 078 | | | 574 012 068 | |
| S3 quattro (154 kW) | | | 563 400 061 | | | 574 012 068 560 408 054 | |
| A3 (8P1) | 03 - 13 | | | | | | |
| 1.2 TSI / 1.4 TFSI *  | | 570 901 076 | 563 400 061 | | | 560 408 054 | |
| 1.6 / 1.6 FSI | | | 577 400 078 | | | 574 012 068 | |
| 1.6 E-Power / 1.8 T / 1.8 TFSI quattro / 2.0 TFSI / 2.0 TFSI quattro | | 560 901 068 | 563 400 061 | | | 560 408 054 | |
| 1.6 TDI / 1.8 TFSI / 1.9 TDI / 2.0 TDI / 2.0 TDI 16V / 2.0 TDI 16V quattro / 2.0 TDI quattro / S3 quattro  | | 570 901 076 | 577 400 078 | | | 574 012 068 | |
| 2.0 FSI | | | 563 400 061 | | | 560 408 054 | |
| 3.2 V6 quattro | | 580 901 080 | 585 400 080 | | | 580 400 074 | |
| A3 Sportback (8PA) | 04 - 15 | | | | | | |
| 1.2 TSI  | | 570 901 076 | | | | 574 012 068 552 400 047 | |
| 1.4 TFSI *  | | 570 901 076 | 563 400 061 | | | 560 408 054 | |
| 1.6 / 1.6 FSI / 1.8 TFSI / 2.0 FSI / 2.0 TFSI | | | 563 400 061 | | | 574 012 068 560 408 054 | |
| 1.6 E-Power / 1.8 TFSI quattro / 2.0 TFSI quattro | | | 563 400 061 | | | 560 408 054 | |
| 1.6 TDI / 1.9 TDI / S3 quattro / 2.0 TDI / 2.0 TDI 16V quattro / 2.0 TDI quattro / S3 quattro  | | 570 901 076 | 577 400 078 | | | 574 012 068 | |
| 2.0 TDI 16V *  | | 580 901 080 570 901 076 | 577 400 078 | | | 574 012 068 | |
| RS3 quattro | | 580 901 080 | 585 400 080 | | | | |
| 3.2 V6 quattro | | 580 901 080 | 585 400 080 | | | 580 400 074 | |
| A3 Convertible (8P7) | 08 - 13 | | | | | | |
| 1.2 TFSI *  | | 570 901 076 | | | | 560 408 054 552 400 047 | |
| 1.4 TFSI  | | 570 901 076 | | | 570 500 076 | | |
| 1.6 / 1.8 TFSI / 2.0 TFSI | | 560 901 068 | 563 400 061 | | | 560 408 054 | |
| 1.6 TDI / 1.9 TDI / 2.0 TDI  | | 570 901 076 | 577 400 078 | | | 574 012 068 | |
| A3 (8V1, 8VK) | 12 → | | | | | | |
| 1.0 TFSI / 1.2 TFSI / 1.4 TFSI / 1.4 TSI / 1.6 TDI (85 kW) / 1.8 TFSI / 1.8 TFSI quattro / 2.0 TFSI / 2.0 TFSI quattro  | | 570 901 076 | | | 570 500 076 | | |
| 1.6 TDI (77 kW) / 2.0 TDI / 2.0 TDI quattro / S3 quattro / S3 quattro  | | 570 901 076 | | | | | |
| A3 Sportback (8VA, 8VF) | 12 → | | | | | | |
| 1.0 TFSI / 1.2 TFSI / 1.4 TFSI / 1.4 TSI / 1.6 TDI (85 kW) / 1.8 TFSI / 1.8 TFSI quattro / S3 quattro (206/206/221/210 kW) / 2.0 TFSI / 2.0 TFSI quattro / 1.8 TFSI / S3 quattro (206/206/221/210 kW)  | | 570 901 076 | | | 570 500 076 | | |
| 1.4 TFSI e-tron / 1.4 TFSI g-tron / 1.6 TDI (81/77 kW) / 1.6 TDI quattro / 2.0 TDI / 2.0 TDI quattro / S3 quattro (213/228 kW)  | | 570 901 076 | | | | | |
| RS3 quattro  | | 580 901 080 | | | | | |
| A3 Limousine (8VS, 8VM) | 13 → | | | | | | |
| 1.0 TFSI / 1.2 TFSI / 1.4 TFSI / 1.4 TSI / 1.6 TDI (85 kW) / 1.8 TFSI / 1.8 TFSI quattro / 2.0 TFSI / 2.0 TFSI quattro / S3 quattro (210/206/210/221/206 kW) / S3 quattro (210/206/210/221/206 kW) / 1.4 TSI  | | 570 901 076 | | | 570 500 076 | | |
| 1.6 TDI (77 kW) / 1.6 TDI quattro / 2.0 TDI / 2.0 TDI quattro / S3 quattro (228/213 kW)  | | 570 901 076 | | | | | |
| A3 Convertible (8V7, 8VE) | 13 → | | | | | | |
| 1.4 TFSI / 1.4 TSI / 1.8 TFSI / 1.8 TFSI quattro / 2.0 TFSI / 2.0 TFSI quattro / 1.8 TFSI / S3 quattro (210 kW)  | | 570 901 076 | | | 570 500 076 | | |
| 1.6 TDI / 2.0 TDI / 2.0 TDI quattro / S3 quattro (221/213/228 kW)  | | 570 901 076 | | | | | |
| A4 (8D2, B5) | 94 - 01 | | | | | | |
| 1.6 | | 560 901 068 | 563 400 061 | | | 560 408 054 | |
| 1.8 / 1.8 quattro / 1.8 T (125/110 kW) / 1.8 T quattro (110 kW) / 1.9 TDI quattro / 2.4 quattro / 2.6 / 2.6 quattro / 2.8 (142/128 kW) / 2.8 quattro (128 kW) | | 570 901 076 | 577 400 078 | | | 574 012 068 | |
| 1.8 T (132 kW) / 1.8 T quattro (132 kW) / 2.4 | | | 563 400 061 | | | 574 012 068 560 408 054 | |
| 1.9 TDI / 2.5 TDI / 2.5 TDI quattro * | | | 585 200 080 577 400 078 | | | 574 012 068 | |
| 2.8 (142 kW) / 2.8 quattro (142 kW) / S4 quattro | | 580 901 080 | 585 400 080 | | | 580 400 074 | |
| A4 Avant (8D5, B5) | 94 - 01 | | | | | | |
| 1.6 | | 560 901 068 | 563 400 061 | | | 560 408 054 | |
| 1.8 (92 kW) / 1.8 quattro (92 kW) / 1.8 T / 1.8 T quattro / 2.4 (121 kW) | | | 563 400 061 | | | 574 012 068 560 408 054 | |

△ FOR CARS WITH START/STOP (MUST REPLACE AGM WITH AGM, EFB WITH EFB)
 * PLEASE CHECK AS MORE THAN ONE DIFFERENT SIZE BATTERIES CAN BE FITTED DEPENDING ON:
 - ELECTRICAL OPTIONS
 - CLIMATE REGION
 - BUILD OE

A





































AUDI

|   |  | SILVER dynamic | | | BLUE dynamic | | BLACK dynamic |
|---|---|----------------------------|----------------------------|-----|--------------|----------------------------|---------------|
| | | AGM | SLI | Aux | EFB | SLI | SLI |
| AUDI | | | | | | | |
| A4 Avant (8D5, B5) | 94 - 01 | | | | | | |
| 1.8 (85 kW) / 1.8 quattro (85 kW) / 1.9 TDI (55/55 kW) / 1.9 DUO / 1.9 TDI (55/55 kW) / 1.9 TDI quattro / 2.4 (120 kW) / 2.4 quattro / 2.6 quattro / 2.8 (140/128 kW) / 2.8 quattro (128/140 kW) | | 570 901 076 | 577 400 078 | | | 574 012 068 | |
| 1.9 TDI (66 kW) / 2.5 TDI / 2.5 TDI quattro * | | | 585 200 080 577 400 078 | | | 574 012 068 | |
| 2.8 (142 kW) / 2.8 quattro (142 kW) / RS4 quattro / RS4 quattro / S4 quattro * | | | 585 400 080 585 200 080 | | | 580 400 074 | |
| A4 (8E2, B6) | 00 - 05 | | | | | | |
| 1.6 | | | 563 400 061 | | | 560 408 054 | |
| 1.8 T / 1.8 T quattro / 2.4 | | | 563 400 061 | | | 574 012 068 560 408 054 | |
| 1.9 TDI / 1.9 TDI quattro | | 570 901 076 | 577 400 078 | | | 574 012 068 | |
| 2.0 / 2.0 FSI | | 560 901 068 | 563 400 061 | | | 560 408 054 | |
| 2.5 TDI / 2.5 TDI quattro / 3.0 / 3.0 / 3.0 quattro * | | | 585 200 080 | | | 580 400 074 574 012 068 | |
| S4 quattro | | | 600 402 083 | | | 595 402 080 580 400 074 | |
| A4 Avant (8E5, B6) | 00 - 05 | | | | | | |
| 1.6 / 1.8 T / 1.8 T quattro (140/110/120 kW) / 2.0 / 2.0 FSI | | 560 901 068 | 563 400 061 | | | 560 408 054 | |
| 1.8 T quattro (125 kW) / 2.4 (120 kW) * | | 570 901 076 | 563 400 061 | | | 560 408 054 | |
| 1.9 TDI / 1.9 TDI quattro / 2.5 TDI / 2.5 TDI quattro * | | | 585 200 080 577 400 078 | | | 574 012 068 | |
| 2.4 (125 kW) | | | 563 400 061 | | | 574 012 068 560 408 054 | |
| 3.0 / 3.0 quattro * | | 580 901 080 | 585 200 080 | | | 580 400 074 | |
| S4 quattro | | 595 901 085 | 600 402 083 | | | 595 402 080 | |
| A4 Convertible (8H7, B6, 8HE, B7) | 02 - 09 | | | | | | |
| 1.8 T (120 kW) / 1.8 T quattro / 2.0 / 2.0 TFSI 16V / 2.4 | | | 563 400 061 | | | 560 408 054 | |
| 1.8 T (125 kW) * | | 570 901 076 | 563 400 061 | | | 560 408 054 | |
| 2.0 TDI | | | 577 400 078 | | | 574 012 068 | |
| 2.5 TDI / 2.7 TDI | | 570 901 076 | 577 400 078 | | | 574 012 068 | |
| 3.0 | | 580 901 080 | 585 400 080 | | | 580 400 074 | |
| 3.0 quattro / 3.0 TDI quattro / 3.2 FSI / 3.2 FSI quattro | | | 600 402 083 | | | 595 402 080 | |
| RS4 quattro / S4 quattro | | 595 901 085 | 600 402 083 | | | 595 402 080 | |
| A4 (8EC, B7) | 04 - 08 | | | | | | |
| 1.6 / 1.8 T / 1.8 T quattro / 1.8 T | | 560 901 068 | 563 400 061 | | | 560 408 054 | |
| 1.9 TDI / 2.0 / 2.0 TFSI (125/147 kW) | | 570 901 076 | 577 400 078 | | | 574 012 068 | |
| 2.0 TDI / 2.0 TDI 16V * | | | 585 200 080 | | | 580 400 074 574 012 068 | |
| 2.0 TDI quattro / 2.5 TDI * | | | 585 200 080 577 400 078 | | | 574 012 068 | |
| 2.0 TFSI (162 kW) * | | 570 901 076 | 563 400 061 | | | 560 408 054 | |
| 2.0 TFSI quattro | | | 563 400 061 | | | 574 012 068 560 408 054 | |
| 2.7 TDI * | | | 585 400 080 585 200 080 | | | 580 400 074 | |
| 3.0 / 3.0 quattro / 3.0 TDI quattro / 3.2 FSI / 3.2 FSI quattro | | | 585 400 080 | | | 595 402 080 580 400 074 | |
| RS4 quattro | | 605 901 095 | 610 402 092 | | | | |
| S4 quattro | | 595 901 085 | 600 402 083 | | | 595 402 080 | |
| A4 Avant (8ED, B7) | 04 - 08 | | | | | | |
| 1.6 / 1.8 T | | 560 901 068 | 563 400 061 | | | 560 408 054 | |
| 1.8 T quattro / 2.0 TFSI quattro | | | 577 400 078 | | | 595 402 080 574 012 068 | |
| 1.9 TDI / 2.0 TDI quattro / 2.5 TDI * | | | 585 200 080 577 400 078 | | | 574 012 068 | |
| 2.0 | | 570 901 076 | 577 400 078 | | | 574 012 068 | |
| 2.0 TDI / 2.0 TDI 16V * | | | 585 200 080 | | | 595 402 080 574 012 068 | |
| 2.0 TFSI | | | 577 400 078 | | | 574 012 068 | |
| 2.7 TDI / 2.7 TDi * | | | 585 400 080 585 200 080 | | | 580 400 074 | |
| 3.0 / 3.0 quattro / 3.0 TDI quattro / 3.2 FSI / 3.2 FSI quattro / S4 quattro | | 595 901 085 | 600 402 083 | | | 595 402 080 | |
| RS4 quattro | | 605 901 095 | 610 402 092 | | | | |
| A4 (8K2, B8) | 07 - 15 | | | | | | |
| 1.8 TFSI (125 kW) / 1.8 TFSI quattro (125 kW) / 2.0 TDI (130/110/140 kW) / 2.0 TDI quattro (140/110/130 kW) / 2.0 TFSI (162/165 kW) / 2.0 TFSI quattro (165/162 kW) / 3.0 TDI / 3.0 TDI quattro (180 kW) / 3.0 TFSI quattro *  | | 595 901 085 580 901 080 | | | | | |
| 1.8 TFSI (118 kW) | | 560 901 068 | 563 400 061 | | | 560 408 054 | |
| 1.8 TFSI quattro (118 kW) | | 570 901 076 | 577 400 078 | | | 574 012 068 | |
| 2.0 TDI (105 kW) / 2.0 TDI quattro (105 kW) *  | | 595 901 085 | 600 402 083 | | | 595 402 080 | |




 FOR CARS WITH START/STOP (MUST REPLACE AGM WITH AGM, EFB WITH EFB)






























* PLEASE CHECK AS MORE THAN ONE DIFFERENT SIZE BATTERIES CAN BE FITTED DEPENDING ON: - ELECTRICAL OPTIONS
- CLIMATE REGION
- BUILD OE

|   |  | SILVER dynamic | | | BLUE dynamic | | BLACK dynamic |
|---|---|----------------|---|----------------------------|--------------|-----|----------------------------|
| | | AGM | SLI | Aux | EFB | SLI | SLI |
| AUDI | | | | | | | |
| A4 (8K2, B8) | | 07 - 15 | | | | | |
| 2.0 TFSI (132 kW) *  | | | 580 901 080 570 901 076 | 577 400 078 | | | 574 012 068 |
| 2.0 TFSI (155 kW) / 2.0 TFSI quattro (155 kW) / 2.0 TFSI flexible fuel / 2.0 TFSI flexible fuel quattro / 2.0 TFSI quattro (155 kW) / 3.2 FSI *  | | | 595 901 085 570 901 076 | 577 400 078 | | | 574 012 068 |
| 2.7 TDI | | | 580 901 080 | 585 400 080 | | | 580 400 074 |
| 3.0 TDI quattro (176 kW) *  | | | 605 901 095 595 901 085 | 577 400 078 | | | 574 012 068 |
| 3.0 TDI quattro (155 kW) * | | | 595 901 085 | 600 402 083 | | | 574 012 068 |
| 3.2 FSI quattro | | | | 577 400 078 | | | 574 012 068 |
| S4 quattro *  | | | 595 901 085 580 901 080 | 610 402 092 585 400 080 | | | |
| A4 Avant (8K5, B8) | | 07 - 15 | | | | | |
| 1.8 TFSI (125 kW) / 1.8 TFSI quattro (125 kW) / 2.0 TDI (130 kW) *  | | | 605 901 095 595 901 085 580 901 080 | | | | |
| 1.8 TFSI (118 kW) | | | | 563 400 061 | | | 560 408 054 |
| 1.8 TFSI (88 kW) *  | | | 605 901 095 595 901 085 | 563 400 061 | | | 560 408 054 |
| 1.8 TFSI quattro (118 kW) | | | | 577 400 078 | | | 595 402 080 574 012 068 |
| 2.0 TDI (105 kW) / 2.0 TDI quattro (125/105 kW) *  | | | 595 901 085 570 901 076 | 610 402 092 | | | 595 402 080 574 012 068 |
| 2.0 TDI (125 kW) *  | | | 605 901 095 570 901 076 | 610 402 092 | | | 595 402 080 574 012 068 |
| 2.0 TDI (100 kW) *  | | | 580 901 080 570 901 076 | | | | 595 402 080 574 012 068 |
| 2.0 TDI (88 kW) *  | | | 605 901 095 570 901 076 | | | | 595 402 080 574 012 068 |
| 2.0 TDI (110 kW) / 2.0 TDI quattro (110 kW) / 2.0 TFSI (165 kW) / 2.0 TFSI quattro (165 kW) / 3.0 TFSI quattro *  | | | 595 901 085 580 901 080 | | | | |
| 2.0 TDI quattro (130 kW) *  | | | 580 901 080 570 901 076 | | | | |
| 2.0 TFSI (132 kW) / 2.0 TFSI flexible fuel / 2.0 TFSI flexible fuel quattro *  | | | 580 901 080 570 901 076 | 577 400 078 | | | 574 012 068 |
| 2.0 TFSI (155 kW) / 2.0 TFSI quattro (155 kW) *  | | | 605 901 095 570 901 076 | 577 400 078 | | | 574 012 068 |
| 2.7 TDI | | | 580 901 080 | 585 400 080 | | | 580 400 074 |
| 3.0 TDI *  | | | 605 901 095 580 901 080 | | | | |
| 3.0 TDI quattro (180 kW)  | | | 605 901 095 | | | | |
| 3.0 TDI quattro (176 kW) *  | | | 605 901 095 595 901 085 | 577 400 078 | | | 574 012 068 |
| 3.0 TDI quattro (155 kW) *  | | | 595 901 085 570 901 076 | 577 400 078 | | | 574 012 068 |
| 3.2 FSI *  | | | 580 901 080 570 901 076 | 610 402 092 | | | 595 402 080 |
| 3.2 FSI quattro | | | | 577 400 078 | | | 574 012 068 |
| RS4 quattro *  | | | 605 901 095 595 901 085 | | | | |
| S4 quattro *  | | | 595 901 085 580 901 080 | 610 402 092 585 400 080 | | | |
| A4 Allroad (8KH, B8) | | 09 - 16 | | | | | |
| 2.0 TDI quattro (130 kW) / 2.0 TFSI quattro (162/165 kW) / 3.0 TDI quattro (180 kW) *  | | | 595 901 085 580 901 080 | | | | |
| 2.0 TDI quattro (125 kW) / 3.0 TDI quattro (176 kW) *  | | | 605 901 095 595 901 085 | 610 402 092 | | | 595 402 080 |
| 2.0 TDI quattro (100 kW) *  | | | 605 901 095 595 901 085 | 577 400 078 | | | 574 012 068 |
| 2.0 TFSI quattro (155 kW) *  | | | 595 901 085 570 901 076 | 610 402 092 | | | 595 402 080 |
| A4 (8W2, B9) | | 15 → | | | | | |
| 1.4 TFSI  | | | 570 901 076 | | | | |
| 2.0 TDI / 2.0 TDI quattro / 2.0 TFSI / 2.0 TFSI quattro / 3.0 TDI / 3.0 TDI quattro *  | | | 595 901 085 580 901 080 | | | | |
| S4 quattro  | | | 595 901 085 | | | | |
| A4 Avant (8W5, B9) | | 15 → | | | | | |
| 1.4 TFSI  | | | 570 901 076 | | | | |
| 2.0 TDI / 2.0 TDI quattro / 2.0 TFSI / 2.0 TFSI g-tron / 2.0 TFSI quattro / 3.0 TDI / 3.0 TDI quattro *  | | | 595 901 085 580 901 080 | | | | |
| S4 quattro  | | | 595 901 085 | | | | |
| A4 Allroad (8WH, B9) | | 16 → | | | | | |
| 2.0 TDI quattro / 2.0 TFSI quattro / 3.0 TDI quattro (160 kW) *  | | | 595 901 085 580 901 080 | | | | |
| 3.0 TDI quattro (200 kW)  | | | 595 901 085 | | | | |


A




 FOR CARS WITH START/STOP (MUST REPLACE AGM WITH AGM, EFB WITH EFB)
 * PLEASE CHECK AS MORE THAN ONE DIFFERENT SIZE BATTERIES CAN BE FITTED DEPENDING ON: - ELECTRICAL OPTIONS
 - CLIMATE REGION
 - BUILD OE

AUDI

|  |  | SILVER dynamic | | | BLUE dynamic | | BLACK dynamic |
|---|---|----------------------------|-------------|-----|--------------|----------------------------|---------------|
| | | AGM | SLI | Aux | EFB | SLI | SLI |
| AUDI | | | | | | | |
| A5 (8T3) | 07 - 17 | | | | | | |
| 1.8 TFSI (125 kW) *  | | 605 901 095 595 901 085 | 600 402 083 | | | 595 402 080 | |
| 1.8 TFSI (118 kW) / 2.0 TDI (125/120 kW) / 2.0 TFSI (155 kW) / 2.0 TFSI quattro (155 kW) *  | | 595 901 085 570 901 076 | 610 402 092 | | | 595 402 080 | |
| 1.8 TFSI (130 kW) / 2.0 TDI (140/130 kW) / 2.0 TDI quattro (130 kW) / 2.0 TFSI (169/165/165/169 kW) / 2.0 TFSI quattro (169/165/169/165 kW) / 3.0 TDI / 3.0 TDI quattro (180 kW) / 3.0 TFSI quattro / 2.0 TFSI quattro (169/165/169/165 kW) / 2.0 TFSI (169/165/165/169 kW) / S5 quattro (245 kW) *  | | 595 901 085 580 901 080 | | | | | |
| 2.0 TDI quattro (125 kW) *  | | 605 901 095 570 901 076 | 610 402 092 | | | 595 402 080 | |
| 2.0 TFSI (132 kW) / 2.7 TDI / 3.0 TDI quattro (155/176 kW) / 3.2 FSI / 3.2 FSI quattro / S5 quattro (260 kW) *  | | 605 901 095 595 901 085 | 610 402 092 | | | 595 402 080 | |
| 2.0 TFSI quattro (162 kW) *  | | 595 901 085 570 901 076 | | | | | |
| 3.0 TDI quattro (160 kW) *  | | 605 901 095 595 901 085 | | | | | |
| RS5 quattro  | | 595 901 085 | | | | | |
| A5 Sportback (8TA) | 09 - 17 | | | | | | |
| 1.8 TFSI (125 kW) / 2.0 TDI (140/110/130 kW) / 2.0 TDI quattro (140/130 kW) / 2.0 TFSI (169/165/165/169 kW) / 2.0 TFSI quattro (165/169/165/169/165 kW) / 3.0 TDI / 3.0 TDI quattro (180 kW) / 3.0 TFSI quattro / 2.0 TFSI quattro (165/169/165/169/165 kW) / 2.0 TFSI (169/165/165/169 kW) / 2.0 TFSI quattro (165/169/165/169/165 kW) *  | | 595 901 085 580 901 080 | | | | | |
| 1.8 TFSI (118 kW) *  | | 595 901 085 580 901 080 | | | | 595 402 080 574 012 068 | |
| 1.8 TFSI (106 kW) *  | | 605 901 095 580 901 080 | | | | | |
| 2.0 TDI (125 kW) / 2.0 TFSI (155/132 kW) / 2.0 TFSI quattro (155 kW) *  | | 605 901 095 595 901 085 | | | | 595 402 080 574 012 068 | |
| 2.0 TDI (120 kW) / 2.0 TDI quattro (125 kW) *  | | 580 901 080 570 901 076 | | | | 595 402 080 574 012 068 | |
| 2.0 TDI (100 kW) *  | | 580 901 080 570 901 076 | 577 400 078 | | | 574 012 068 | |
| 2.7 TDI / 3.2 FSI quattro *  | | 595 901 085 580 901 080 | | | | 595 402 080 580 400 074 | |
| 3.0 TDI quattro (176 kW) *  | | 605 901 095 595 901 085 | 610 402 092 | | | 595 402 080 | |
| 3.0 TDI quattro (160 kW) *  | | 605 901 095 595 901 085 | | | | | |
| S5 quattro *  | | 595 901 085 580 901 080 | 610 402 092 | | | 595 402 080 | |
| A5 Convertible (8F7) | 09 - 17 | | | | | | |
| 1.8 TFSI (125 kW) / 2.0 TDI (140/110/105/130 kW) / 2.0 TDI quattro / 2.0 TFSI (169/162/165/169/165 kW) / 2.0 TFSI quattro (162/169/165/165/169 kW) / 3.0 TDI / 3.0 TDI quattro (180 kW) / 3.0 TFSI quattro / 2.0 TFSI (169/162/165/169/165 kW) *  | | 595 901 085 580 901 080 | | | | | |
| 1.8 TFSI (118 kW) / 2.0 TDI (120/125 kW) / 2.0 TFSI (132 kW) / 2.7 TDI (140 kW) *  | | 580 901 080 570 901 076 | 610 402 092 | | | 595 402 080 | |
| 2.0 TFSI (155 kW) / 2.0 TFSI quattro (155 kW) / 3.0 TDI quattro (176 kW) *  | | 605 901 095 595 901 085 | 610 402 092 | | | 595 402 080 | |
| 2.7 TDI (120 kW) / 3.2 FSI / 3.2 FSI quattro / S5 quattro *  | | 595 901 085 580 901 080 | 610 402 092 | | | 595 402 080 | |
| 3.0 TDI quattro (160 kW) *  | | 605 901 095 595 901 085 | | | | | |
| RS5 quattro *  | | 595 901 085 570 901 076 | | | | | |
| A5 (F53) | 16 → | | | | | | |
| 1.4 TFSI *  | | 595 901 085 570 901 076 | | | | | |
| 2.0 TDI / 2.0 TDI quattro / 2.0 TFSI / 2.0 TFSI quattro *  | | 595 901 085 580 901 080 | | | | | |
| 3.0 TDI / 3.0 TDI quattro / S5 quattro  | | 595 901 085 | | | | | |
| A5 Sportback (F5A) | 16 → | | | | | | |
| 1.4 TFSI *  | | 595 901 085 570 901 076 | | | | | |
| 2.0 TDI / 2.0 TDI quattro / 2.0 TFSI / 2.0 TFSI g-tron / 2.0 TFSI quattro *  | | 595 901 085 580 901 080 | | | | | |
| 3.0 TDI / 3.0 TDI quattro / S5 quattro  | | 595 901 085 | | | | | |
| A5 Convertible (F57) | 16 → | | | | | | |
| 2.0 TDI / 2.0 TDI quattro / 2.0 TFSI / 2.0 TFSI quattro *  | | 595 901 085 580 901 080 | | | | | |
| 3.0 TDI / 3.0 TDI quattro / S5 quattro  | | 595 901 085 | | | | | |






 FOR CARS WITH START/STOP (MUST REPLACE AGM WITH AGM, EFB WITH EFB)
 * PLEASE CHECK AS MORE THAN ONE DIFFERENT SIZE BATTERIES CAN BE FITTED DEPENDING ON: - ELECTRICAL OPTIONS
 - CLIMATE REGION
 - BUILD OE

|   |  | SILVER dynamic | | | BLUE dynamic | | BLACK dynamic |
|---|---|----------------|---|-----|--------------|----------------------------|---------------|
| | | AGM | SLI | Aux | EFB | SLI | SLI |
| AUDI | | | | | | | |
| A6 (4A2, C4) | 94 - 97 | | | | | | |
| 1.8 / 1.8 quattro | | 560 901 068 | 563 400 061 | | | 560 408 054 | |
| 1.9 TDI / 2.0 / 2.0 16V / 2.0 16V quattro / 2.3 / 2.3 quattro / 2.4 / 2.5 TDI / 2.5 TDI quattro / 2.6 / 2.6 quattro / 2.8 / 2.8 quattro | | 570 901 076 | 577 400 078 | | | 574 012 068 | |
| S6 4.2 quattro / S6 Plus quattro / S6 Turbo quattro | | 595 901 085 | 600 402 083 | | | 595 402 080 | |
| A6 Avant (4A5, C4) | 94 - 97 | | | | | | |
| 1.8 / 1.8 quattro | | 560 901 068 | 563 400 061 | | | 560 408 054 | |
| 1.9 TDI / 2.0 / 2.0 16V / 2.0 16V quattro / 2.3 / 2.3 quattro / 2.5 TDI / 2.5 TDI quattro / 2.6 / 2.6 quattro / 2.8 / 2.8 quattro | | 570 901 076 | 577 400 078 | | | 574 012 068 | |
| S6 4.2 quattro / S6 Plus quattro / S6 Turbo quattro | | 595 901 085 | 600 402 083 | | | 595 402 080 | |
| A6 (4B2, C5) | 97 - 05 | | | | | | |
| 1.8 / 2.0 | | 560 901 068 | 563 400 061 | | | 560 408 054 | |
| 1.8 T (110 kW) / 1.8 T quattro | | 560 901 068 | 563 400 061 561 400 060 | | | | |
| 1.8 T (132 kW) | | 560 901 068 | 563 400 061 | | | | |
| 1.9 TDI (81 kW) / 2.4 / 2.4 quattro | | | 577 400 078 | | | 574 012 068 572 409 068 | |
| 1.9 TDI (96 kW) * | | 570 901 076 | 577 400 078 | | | 572 409 068 | |
| 2.5 TDI * | | | 585 400 080 585 200 080 | | | 580 400 074 | |
| 2.5 TDI quattro / 2.8 / 2.8 quattro (142/140 kW) / 4.2 quattro / S6 quattro | | 595 901 085 | 600 402 083 | | | 595 402 080 | |
| 2.7 quattro / 2.8 quattro (132 kW) / 3.7 / 3.7 quattro * | | 570 901 076 | 600 402 083 | | | 595 402 080 | |
| 2.7 T / 2.7 T quattro / 3.0 / 3.0 quattro (162 kW) | | 570 901 076 | 577 400 078 | | | 574 012 068 | |
| 3.0 quattro (160 kW) * | | 595 901 085 | 600 402 083 | | | 574 012 068 | |
| RS6 quattro | | 605 901 095 | 610 402 092 | | | | |
| A6 Avant (4B5, C5) | 97 - 05 | | | | | | |
| 1.8 / 1.8 T (132 kW) / 1.8 T quattro (132 kW) / 2.0 | | 560 901 068 | 563 400 061 | | | 560 408 054 | |
| 1.8 T (110 kW) / 1.8 T quattro (110 kW) | | 560 901 068 | 563 400 061 561 400 060 | | | | |
| 1.9 TDI (81 kW) / 2.4 / 2.4 quattro | | | 577 400 078 | | | 574 012 068 572 409 068 | |
| 1.9 TDI (96 kW) * | | 570 901 076 | 577 400 078 | | | 572 409 068 | |
| 2.5 TDI / 3.7 / 3.7 quattro | | 580 901 080 | 585 400 080 | | | 580 400 074 | |
| 2.5 TDI quattro / 2.8 / 2.8 quattro / 4.2 quattro | | 595 901 085 | 600 402 083 | | | 595 402 080 | |
| 2.7 T / 2.7 T quattro / 3.0 / 3.0 quattro | | 570 901 076 | 577 400 078 | | | 574 012 068 | |
| RS6 quattro / RS6 plus quattro | | 605 901 095 | 610 402 092 | | | | |
| S6 quattro | | | 600 402 083 | | | 595 402 080 | |
| ALLROAD (4BH, C5) | 00 - 05 | | | | | | |
| 2.5 TDI quattro (132 kW) | | | 600 402 083 | | | 595 402 080 | |
| 2.5 TDI quattro (120 kW) * | | 580 901 080 | 585 200 080 | | | 580 400 074 | |
| 2.7 quattro / 2.7 T quattro * | | | 585 200 080 577 400 078 | | | 595 402 080 | |
| 4.2 V8 quattro | | 595 901 085 | 600 402 083 585 200 080 | | | | |
| A6 (4F2, C6) | 04 - 11 | | | | | | |
| 2.0 TDI | | 570 901 076 | 585 200 080 577 400 078 | | | | |
| 2.0 TFSI | | 570 901 076 | 577 400 078 | | | 574 012 068 | |
| 2.4 | | 570 901 076 | 610 402 092 577 400 078 | | | | |
| 2.4 quattro * | | | 610 402 092 577 400 078 | | | 574 012 068 | |
| 2.7 TDI / 3.0 TFSI quattro / 3.2 FSI (195 kW) | | 595 901 085 | 600 402 083 | | | 595 402 080 | |
| 2.7 TDI quattro / 3.0 TDI quattro | | 595 901 085 | 610 402 092 600 402 083 | | | | |
| 2.8 FSI (154 kW) / 3.0 quattro / 3.2 FSI (188 kW) / 3.2 FSI quattro / 4.2 FSI quattro / 4.2 quattro | | 580 901 080 | 585 400 080 | | | 580 400 074 | |
| 2.8 FSI (140 kW) | | 570 901 076 | 577 400 078 | | | | |
| 2.8 FSI quattro (154 kW) / S6 quattro / S6 quattro | | 595 901 085 | 600 402 083 | | | | |
| 2.8 FSI quattro (140 kW) * | | | 585 200 080 577 400 078 | | | 574 012 068 | |
| 3.0 * | | 595 901 085 | 577 400 078 | | | 574 012 068 | |
| RS6 quattro | | 605 901 095 | 610 402 092 | | | | |
| A6 Avant (4F5, C6) | 05 - 11 | | | | | | |
| 2.0 TDI (103 kW) | | 580 901 080 | 585 400 080 | | | 580 400 074 | |
| 2.0 TDI (100 kW) / RS6 quattro | | 605 901 095 | 610 402 092 | | | | |
| 2.0 TDI (89 kW) / 2.0 TFSI | | 570 901 076 | 585 200 080 577 400 078 | | | | |
| 2.4 / 2.4 quattro * | | | 610 402 092 600 402 083 585 200 080 | | | | |
| 2.7 TDI / 2.7 TDI quattro / 3.0 TDi / 3.0 TDI quattro | | 595 901 085 | 610 402 092 600 402 083 | | | | |

△ FOR CARS WITH START/STOP (MUST REPLACE AGM WITH AGM, EFB WITH EFB)
 * PLEASE CHECK AS MORE THAN ONE DIFFERENT SIZE BATTERIES CAN BE FITTED DEPENDING ON: - ELECTRICAL OPTIONS
 - CLIMATE REGION
 - BUILD OE




A

AUDI

|   |  | SILVER dynamic | | | BLUE dynamic | | BLACK dynamic |
|---|---|----------------------------|----------------------------|-----|--------------|-------------|---------------|
| | | AGM | SLI | Aux | EFB | SLI | SLI |
| AUDI | | | | | | | |
| A6 Avant (4F5, C6) | 05 - 11 | | | | | | |
| 2.8 FSI / 2.8 FSI quattro / 3.0 quattro * | | 580 901 080 | 585 200 080 | | | 580 400 074 | |
| 3.0 / 3.2 FSI / 3.2 FSI quattro | | 580 901 080 | 585 400 080 585 200 080 | | | | |
| 3.0 TFSI quattro / 4.2 FSI quattro / 4.2 quattro | | 595 901 085 | 600 402 083 | | | 595 402 080 | |
| S6 quattro | | 595 901 085 | 600 402 083 | | | | |
| A6 Allroad (4FH, C6) | 06 - 11 | | | | | | |
| 2.7 TDI quattro / 3.0 TDI quattro / 3.0 TFSI quattro | | 595 901 085 | 600 402 083 | | | | |
| 3.2 FSI quattro / 4.2 FSI quattro | | 595 901 085 | 600 402 083 585 200 080 | | | | |
| A6 (4G2, 4GC, C7) | 10 → | | | | | | |
| 1.8 TFSI / 2.0 TDI / 2.0 TDI quattro / 2.0 TFSI / 2.0 TFSI hybrid / 2.0 TFSI quattro / 2.8 FSI / 2.8 FSI quattro (150 kW) / 3.0 TDI / 3.0 TDI quattro (160/180/230/150/155 kW) / 3.0 TFSI quattro * ⚠ | | 595 901 085 580 901 080 | | | | | |
| 2.8 FSI quattro (162 kW) ⚠ | | 595 901 085 | | | | | |
| 3.0 TDI quattro (176 kW) / S6 quattro / S6 quattro * ⚠ | | 605 901 095 595 901 085 | | | | | |
| A6 Avant (4G5, 4GD, C7) | 11 → | | | | | | |
| 1.8 TFSI / 2.0 TDI / 2.0 TDI quattro / 2.0 TFSI / 2.0 TFSI quattro / 2.8 FSI / 2.8 FSI quattro (150 kW) / 3.0 TDI (155/160 kW) / 3.0 TDI quattro (155/160 kW) / 3.0 TFSI quattro * ⚠ | | 595 901 085 580 901 080 | | | | | |
| 2.8 FSI quattro (162 kW) / RS6 performance quattro ⚠ | | 595 901 085 | | | | | |
| 3.0 TDI (150 kW) / 3.0 TDI quattro (235/150 kW) / RS6 quattro / RS6 quattro / RS6 quattro / S6 quattro * ⚠ | | 605 901 095 595 901 085 | | | | | |
| A6 Allroad (4GH, 4GJ) | 12 - 18 | | | | | | |
| 3.0 TDI quattro (150 kW) / 3.0 TFSI quattro (228 kW) * ⚠ | | 595 901 085 580 901 080 | | | | | |
| 3.0 TDI quattro (230 kW) * ⚠ | | 605 901 095 595 901 085 | | | | | |
| 3.0 TDI quattro (155 kW) / 3.0 TFSI quattro (245 kW) ⚠ | | 595 901 085 | | | 595 500 085 | | |
| 3.0 TDI quattro (140 kW) ⚠ | | 595 901 085 | | | | | |
| A7 Sportback (4GA, 4GF) | 10 - 18 | | | | | | |
| 1.8 TFSI / 2.0 TFSI / 2.0 TFSI quattro / 2.8 FSI / 2.8 FSI quattro (150 kW) / 3.0 TFSI quattro / 2.0 TFSI / 2.0 TFSI quattro * ⚠ | | 595 901 085 580 901 080 | | | | | |
| 2.8 FSI quattro (162 kW) / 3.0 TDI (140 kW) / RS7 performance quattro / RS7 performance quattro ⚠ | | 595 901 085 | | | | | |
| 3.0 TDI (150 kW) / 3.0 TDI quattro / RS7 quattro / S7 quattro / S7 quattro * ⚠ | | 605 901 095 595 901 085 | | | | | |
| V8 (441, 442, 4C2, 4C8) | 88 - 94 | | | | | | |
| 3.6 quattro / 4.2 quattro | | 595 901 085 | 600 402 083 | | | 595 402 080 | |
| A8 (4D2, 4D8) | 94 - 05 | | | | | | |
| 2.5 TDI / 2.5 TDI quattro / 2.8 / 2.8 quattro / 3.3 TDI quattro / 3.7 (169 kW) / 3.7 quattro / 4.2 quattro / S8 quattro / 6.0 W12 quattro / S 8 quattro / S8 quattro | | 595 901 085 | 600 402 083 | | | 595 402 080 | |
| 3.7 (191 kW) * | | 605 901 095 595 901 085 | 610 402 092 | | | | |
| A8 (4E2, 4E8) | 02 - 10 | | | | | | |
| 2.8 FSI / 3.0 TDI quattro / 3.2 FSI / 3.2 FSI quattro / 3.7 quattro / 4.0 TDI quattro / 4.2 TDI quattro / 6.0 W12 quattro | | 595 901 085 | 610 402 092 600 402 083 | | | | |
| 3.0 (162 kW) / 4.2 FSI quattro / 4.2 quattro / S8 quattro / S8 quattro | | 605 901 095 | 610 402 092 | | | | |
| 3.0 (160 kW) | | 595 901 085 | 600 402 083 | | | 595 402 080 | |
| A8 (4H2, 4H8, 4HC, 4HL) | 09 → | | | | | | |
| 2.0 TFSI hybrid / 2.5 TFSI / 2.5 TFSI / 3.0 TDI / 3.0 TDI quattro / 3.0 TFSI quattro / 4.0 TFSI quattro / 4.2 FSI quattro / 4.2 TDI quattro / 4.0 TFSI quattro / 6.3 W12 quattro / 6.3 W12 quattro / 6.3 W12 quattro / S8 quattro * ⚠ | | 605 901 095 595 901 085 | | | | | |
| 2.0 TFSI quattro ⚠ | | 595 901 085 | | | | | |
| S8 plus quattro ⚠ | | 605 901 095 | | | | | |
| Q2 (GAB) | 16 → | | | | | | |
| 1.0 TFSI ⚠ | | 560 901 068 | | | | 560 500 064 | |
| 1.4 TSI / 1.6 TDI / 2.0 TDI / 2.0 TDI quattro ⚠ | | 570 901 076 | | | | 570 500 076 | |
| Q3 (8UB, 8UG) | 11 → | | | | | | |
| 1.4 TFSI ⚠ | | 570 901 076 | | | | 570 500 076 | |
| 1.4 TSI / 2.0 TDI / 2.0 TDI quattro (130/110 kW) / 2.0 TFSI / 2.0 TFSI quattro * ⚠ | | 580 901 080 570 901 076 | | | | | |
| 2.0 TDI quattro (103 kW) / RS 2.5 quattro / RS 2.5 quattro * ⚠ | | 595 901 085 580 901 080 | | | | | |
| RS performance 2.5 quattro ⚠ | | 580 901 080 | | | | | |

















⚠ FOR CARS WITH START/STOP (MUST REPLACE AGM WITH AGM, EFB WITH EFB)
 * PLEASE CHECK AS MORE THAN ONE DIFFERENT SIZE BATTERIES CAN BE FITTED DEPENDING ON: - ELECTRICAL OPTIONS
 - CLIMATE REGION
 - BUILD OE

|   |  | SILVER dynamic | | | BLUE dynamic | | BLACK dynamic |
|---|---|----------------|-------------|-------------|--------------|-------------|---------------|
| | | AGM | SLI | Aux | EFB | SLI | SLI |
| AUDI | | | | | | | |
| Q5 (8RB) | 08 → | | | | | | |
| 2.0 TDI (100 kW) / 2.0 TFSI hybrid quattro / 2.0 TFSI quattro (165/162 kW) * ⚠ | | 580 901 080 | | 513 106 020 | | | |
| | | 570 901 076 | | | | | |
| 2.0 TDI (105 kW) / 2.0 TDI quattro (110/130/140 kW) / 3.0 TFSI quattro * ⚠ | | 580 901 080 | | 513 106 020 | | | |
| | | 570 901 076 | | | | | |
| 2.0 TDI (140 kW) / 2.0 TFSI quattro (169 kW) * ⚠ | | 595 901 085 | | 513 106 020 | | | |
| | | 580 901 080 | | | | | |
| 2.0 TDI (140 kW) / 2.0 TFSI quattro (169 kW) * ⚠ | | 595 901 085 | | 513 106 020 | | | |
| | | 580 901 080 | | | | | |
| 2.0 TDI quattro (125 kW) / 3.2 FSI quattro * ⚠ | | 595 901 085 | 610 402 092 | 513 106 020 | | | |
| | | 580 901 080 | | | | | |
| 2.0 TDI quattro (120 kW) * ⚠ | | 595 901 085 | 577 400 078 | 513 106 020 | | 595 402 080 | |
| | | 580 901 080 | | | | 574 012 068 | |
| 2.0 TFSI quattro (155 kW) * ⚠ | | 595 901 085 | 577 400 078 | 513 106 020 | | 595 402 080 | |
| | | 580 901 080 | | | | 574 012 068 | |
| 2.0 TFSI quattro (132 kW) * ⚠ | | 605 901 095 | | 513 106 020 | | | |
| | | 570 901 076 | | | | | |
| 2.0 TFSI quattro (132 kW) * ⚠ | | 605 901 095 | | 513 106 020 | | | |
| | | 570 901 076 | | | | | |
| 3.0 TDI quattro (176 kW) * ⚠ | | 580 901 080 | 600 402 083 | 513 106 020 | | | |
| | | 570 901 076 | | | | | |
| 3.0 TDI quattro (176 kW) * ⚠ | | 580 901 080 | 600 402 083 | 513 106 020 | | | |
| | | 570 901 076 | | | | | |
| 3.0 TDI quattro (176 kW) * ⚠ | | 605 901 095 | 610 402 092 | 513 106 020 | | | |
| | | 595 901 085 | | | | | |
| 3.0 TDI quattro (176 kW) * ⚠ | | 605 901 095 | 610 402 092 | 513 106 020 | | | |
| | | 595 901 085 | | | | | |
| 3.0 TDI quattro (155 kW) * ⚠ | | 605 901 095 | 610 402 092 | 513 106 020 | | | |
| | | 595 901 085 | | | | | |
| 3.0 TDI quattro (155 kW) * ⚠ | | 605 901 095 | 610 402 092 | 513 106 020 | | | |
| | | 580 901 080 | | | | | |
| 3.0 TDI quattro (180 kW) / S05 TDI quattro (230 kW) / S05 TFSI quattro / S05 TFSI quattro * ⚠ | | 605 901 095 | | 513 106 020 | | | |
| | | 595 901 085 | | | | | |
| S05 TDI quattro (240 kW) * ⚠ | | 605 901 095 | | 513 106 020 | | | |
| | | 595 901 085 | | | | | |
| Q5 (FYB) | 16 → | | | | | | |
| 2.0 TDI / 2.0 TDI quattro / 2.0 TFSI quattro / S05 TFSI quattro ⚠ | | 595 901 085 | | | | | |
| Q7 (4LB) | 06 - 16 | | | | | | |
| 3.0 TDI quattro (165 kW) / 4.2 FSI quattro / 4.2 TDI quattro / 6.0 TDI quattro * ⚠ | | 605 901 095 | 610 402 092 | 513 106 020 | | | |
| | | 595 901 085 | | | | | |
| 3.0 TDI quattro (165 kW) / 4.2 FSI quattro / 4.2 TDI quattro / 6.0 TDI quattro * ⚠ | | 605 901 095 | 610 402 092 | 513 106 020 | | | |
| | | 595 901 085 | | | | | |
| 3.0 TDI quattro (180 kW) / 3.0 TFSI quattro * ⚠ | | 605 901 095 | | 513 106 020 | | | |
| | | 595 901 085 | | | | | |
| 3.6 FSI quattro * ⚠ | | 605 901 095 | 585 200 080 | 513 106 020 | | 595 402 080 | |
| | | 595 901 085 | | | | | |
| 3.6 FSI quattro * ⚠ | | 605 901 095 | 585 200 080 | 513 106 020 | | 595 402 080 | |
| | | 595 901 085 | | | | | |
| Q7 (4MB) | 15 → | | | | | | |
| 2.0 TFSI quattro / 3.0 TFSI quattro / 3.0 TDI quattro (200/183/160 kW) / 3.0 TFSI quattro / 3.0 TFSI quattro ⚠ | | 595 901 085 | | | | | |
| 3.0 TDI e-tron quattro / 3.0 TDI quattro (155/190 kW) / SQ7 TDI quattro ⚠ | | 605 901 095 | | | | | |
| R8 (422, 423) | 07 - 15 | | | | | | |
| 4.2 FSI quattro / 5.2 FSI quattro (386 kW) | | 605 901 095 | 610 402 092 | | | | |
| 5.2 FSI quattro (412 kW) * | | 605 901 095 | 610 402 092 | | | | |
| | | 595 901 085 | | | | | |
| R8 Spyder (427, 429) | 10 - 15 | | | | | | |
| 4.2 FSI quattro / 5.2 FSI quattro (386 kW) | | 605 901 095 | 610 402 092 | | | | |
| 5.2 FSI quattro (412 kW) * | | 605 901 095 | 610 402 092 | | | | |
| | | 595 901 085 | | | | | |
| R8 (4S3) | 15 → | | | | | | |
| 5.2 FSI quattro * ⚠ | | 595 901 085 | | | | | |
| | | 580 901 080 | | | | | |
| R8 Spyder (4S9) | 16 → | | | | | | |
| 5.2 FSI quattro * ⚠ | | 595 901 085 | | | | | |
| | | 580 901 080 | | | | | |


A




⚠ FOR CARS WITH START/STOP (MUST REPLACE AGM WITH AGM, EFB WITH EFB)
 * PLEASE CHECK AS MORE THAN ONE DIFFERENT SIZE BATTERIES CAN BE FITTED DEPENDING ON: - ELECTRICAL OPTIONS
 - CLIMATE REGION
 - BUILD OE

AUDI

|  |  | SILVER dynamic | | | BLUE dynamic | | BLACK dynamic |
|--|---|---|-------------|-----|--------------|-------------|---------------|
| | | AGM | SLI | Aux | EFB | SLI | SLI |
| AUDI | | | | | | | |
| TT (8N3) | 98 - 06 | | | | | | |
| 1.8 T / 1.8 T quattro | | 560 901 068 | 563 400 061 | | | 560 408 054 | |
| 3.2 VR6 quattro | | 570 901 076 | 577 400 078 | | | 574 012 068 | |
| TT Roadster (8N9) | 99 - 06 | | | | | | |
| 1.8 T / 1.8 T quattro | | 560 901 068 | 563 400 061 | | | 560 408 054 | |
| 3.2 VR6 quattro | | 570 901 076 | 577 400 078 | | | 574 012 068 | |
| TT (8J3) | 06 - 14 | | | | | | |
| 1.8 TFSI / 2.0 TDI quattro / 2.0 TFSI / 2.0 TFSI quattro / 2.0 TTS quattro / 2.5 RS quattro (265 kW) / 3.2 V6 quattro / 2.0 TFSI quattro *  | | 580 901 080 | 585 200 080 | | | 580 400 074 | |
| 2.5 RS quattro (250 kW) *  | | 570 901 076 | 585 200 080 | | | 580 400 074 | |
| TT Roadster (8J9) | 07 - 14 | | | | | | |
| 1.8 TFSI / 2.0 TDI quattro / 2.0 TFSI / 2.0 TFSI quattro / 2.0 TTS quattro / 2.5 RS quattro (265 kW) / 3.2 V6 quattro *  | | 580 901 080 | 585 200 080 | | | 580 400 074 | |
| 2.5 RS quattro (250 kW) *  | | 570 901 076 | 585 200 080 | | | 580 400 074 | |
| TT (FV3) | 14 → | | | | | | |
| 1.8 TFSI / 2.0 TDI / 2.0 TFSI / 2.0 TFSI quattro (169 kW) / 2.0 TTS quattro / 2.0 TTS quattro / 2.0 TFSI *  | | 580 901 080 570 901 076 | | | | | |
| 2.0 TDI quattro  | | 570 901 076 | | | | | |
| 2.0 TFSI quattro (162 kW) / 2.5 RS quattro  | | 580 901 080 | | | | | |
| TT Roadster (FV9) | 14 → | | | | | | |
| 1.8 TFSI / 2.0 TDI quattro  | | 570 901 076 | | | | | |
| 2.0 TDI / 2.0 TFSI / 2.0 TFSI quattro (169 kW) / 2.0 TTS quattro / 2.0 TTS quattro *  | | 595 901 085 570 901 076 | | | | | |
| 2.0 TFSI quattro (162 kW) *  | | 595 901 085 580 901 080 570 901 076 | | | | | |
| 2.5 RS quattro  | | 595 901 085 580 901 080 570 901 076 | | | | | |
| 2.5 RS quattro  | | 580 901 080 | | | | | |
| 80 (81, 85, B2) | 78 - 86 | | | | | | |
| 1.3 / 1.6 | | | 561 400 060 | | | 560 409 054 | |
| 1.6 D / 1.6 GLE / 1.6 TD / 1.8 / 1.8 CC quattro / 1.8 GTE / 1.8 GTE quattro / 1.9 CD-5S / 2.0 / 2.0 quattro / 2.2 / 2.2 quattro | | | 574 402 075 | | | 572 409 068 | |
| COUPE (81, 85) | 80 - 88 | | | | | | |
| 1.6 / 1.8 / 1.8 GT / 1.8 GT quattro / 1.9 / 2.0 / 2.1 GT / 2.2 GT / 2.2 quattro / 2.3 / 2.3 quattro | | | 574 402 075 | | | 572 409 068 | |
| QUATTRO (85) | 80 - 91 | | | | | | |
| 2.1 20V Turbo / 2.1 Turbo / 2.1 Turbo quattro / 2.2 20V Turbo / 2.2 quattro / 2.2 Turbo | | | 574 402 075 | | | 572 409 068 | |
| 80 (89, 89Q, 8A, B3) | 86 - 91 | | | | | | |
| 1.4 / 1.6 / 1.8 (55 kW) | | | 561 400 060 | | | 560 409 054 | |
| 1.6 D / 1.6 TD / 1.8 (83 kW) / 1.8 E / 1.8 E quattro / 1.8 quattro / 1.8 S / 1.8 S quattro / 1.9 D / 2.0 / 2.0 E / 2.0 E 16V / 2.0 E 16V quattro / 2.0 E quattro / 2.0 quattro | | | 574 402 075 | | | 572 409 068 | |
| 2.3 quattro | | 570 901 076 | 577 400 078 | | | 574 012 068 | |
| COUPE (89, 8B) | 88 - 96 | | | | | | |
| 1.8 / 2.0 / 2.0 16V / 2.0 20V / 2.0 20V quattro / 2.2 quattro / 2.3 / 2.3 20V / 2.3 20V quattro / 2.3 quattro / 2.6 / 2.6 quattro / 2.8 / 2.8 quattro / S2 quattro | | | 574 402 075 | | | 572 409 068 | |
| CABRIOLET (8G7, B4) | 91 - 00 | | | | | | |
| 1.8 / 1.9 TDI / 2.0 16V / 2.0 E / 2.3 E / 2.6 / 2.8 | | | 574 402 075 | | | 572 409 068 | |
| 80 (8C2, B4) | 91 - 95 | | | | | | |
| 1.6 / 2.0 E 16V (101 kW) | | | 561 400 060 | | | 560 409 054 | |
| 1.6 E / 1.9 TD / 1.9 TDI / 2.0 / 2.0 E / 2.0 E 16V (103 kW) / 2.0 E 16V quattro / 2.0 E quattro / 2.3 E / 2.3 E quattro / 2.6 / 2.6 quattro / 2.8 / 2.8 quattro / S2 quattro | | | 574 402 075 | | | 572 409 068 | |
| 80 Avant (8C5, B4) | 91 - 96 | | | | | | |
| 1.6 E / 1.9 TD / 1.9 TDI / 2.0 / 2.0 E / 2.0 E 16V / 2.0 E 16V quattro / 2.0 quattro / S2 quattro / RS2 quattro / 2.3 E / 2.3 E quattro / 2.6 / 2.6 quattro / 2.6 quattro / 2.8 / 2.8 quattro / 2.8 quattro / RS2 quattro / S2 quattro | | | 574 402 075 | | | 572 409 068 | |
| 90 (81, 85, B2) | 84 - 87 | | | | | | |
| 1.6 TD / 2.0 / 2.0 quattro / 2.2 / 2.2 E quattro | | | 574 402 075 | | | 572 409 068 | |
| 90 (89, 89Q, 8A, B3) | 87 - 91 | | | | | | |
| 1.6 TD / 2.0 / 2.0 20V / 2.0 20V quattro / 2.0 quattro / 2.2 E / 2.2 E quattro / 2.3 E / 2.3 E 20V / 2.3 E 20V quattro / 2.3 E quattro | | | 574 402 075 | | | 572 409 068 | |
| 100 (43, C2) | 76 - 82 | | | | | | |
| 1.6 | | | 561 400 060 | | | 560 409 054 | |
| 1.9 / 2.0 D / 2.1 | | | 574 402 075 | | | 572 409 068 | |







 FOR CARS WITH START/STOP (MUST REPLACE AGM WITH AGM, EFB WITH EFB)
 * PLEASE CHECK AS MORE THAN ONE DIFFERENT SIZE BATTERIES CAN BE FITTED DEPENDING ON: - ELECTRICAL OPTIONS
 - CLIMATE REGION
 - BUILD OE














|   |  | SILVER dynamic | | | BLUE dynamic | | BLACK dynamic |
|---|---|----------------|----------------------------|-----|--------------|----------------------------|---------------|
| | | AGM | SLI | Aux | EFB | SLI | SLI |
| AUDI | | | | | | | |
| 100 Avant (43, C2) | 77 - 83 | | | | | | |
| 1.6 | | | 561 400 060 | | | 560 409 054 | |
| 1.9 / 2.0 D / 2.1 | | | 574 402 075 | | | 572 409 068 | |
| 100 (44, 44Q, C3) | 82 - 91 | | | | | | |
| 1.8 * | | | 574 402 075 | | | 560 409 054 | |
| 1.8 Cat / 1.8 Cat quattro / 1.8 quattro / 2.0 Cat / 2.0 D / 2.0 D Turbo / 2.1 / 2.2 / 2.2 Cat / 2.2 Cat quattro / 2.2 E quattro / 2.2 E Turbo quattro / 2.2 quattro / 2.2 Turbo / 2.3 E / 2.3 E quattro / 2.3 quattro / 2.4 D / 2.5 TDI | | | 574 402 075 | | | 572 409 068 | |
| 1.9 / 2.0 * | | | 574 402 075 561 400 060 | | | 560 409 054 | |
| 100 Avant (44, 44Q, C3) | 82 - 90 | | | | | | |
| 1.8 / 1.9 / 2.0 / 2.0 E / 2.0 E Cat / 2.2 (85 kW) * | | | 574 402 075 561 400 060 | | | 560 409 054 | |
| 1.8 Cat / 1.8 Cat quattro / 1.8 quattro / 2.0 D / 2.0 TD / 2.1 (96 kW) / 2.2 (101 kW) / 2.2 Cat / 2.2 Cat quattro / 2.2 E quattro / 2.2 quattro / 2.2 Turbo / 2.2 Turbo quattro / 2.3 / 2.3 E quattro / 2.3 quattro / 2.4 D / 2.5 TDI | | | 574 402 075 | | | 572 409 068 | |
| 2.1 (100 kW) * | | | 574 402 075 | | | 560 409 054 | |
| 100 (4A2, C4) | 90 - 94 | | | | | | |
| 2.0 / 2.0 E / 2.0 E 16V * | | | 574 402 075 561 400 060 | | | 560 409 054 | |
| 2.0 E 16V quattro / 2.0 E quattro / 2.3 E / 2.3 E quattro / 2.4 D / 2.5 TDI / 2.6 / 2.6 quattro / 2.8 E / 2.8 E quattro / S4 Turbo quattro / S4 V8 quattro | | 570 901 076 | 577 400 078 | | | 574 012 068 | |
| 100 Avant (4A5, C4) | 90 - 94 | | | | | | |
| 2.0 E / 2.0 E 16V / 2.0 E 16V quattro / 2.0 E quattro / 2.3 E / 2.3 E quattro / 2.4 D / 2.5 TDI / 2.6 / 2.6 E quattro / 2.6 quattro / 2.8 E / 2.8 E quattro / S4 Turbo quattro / S4 V8 quattro | | | 574 402 075 | | | 572 409 068 | |
| 200 (43) | 79 - 82 | | | | | | |
| 2.1 5E / 2.1 5T | | | 574 402 075 | | | 572 409 068 | |
| 200 (44, 44Q) | 83 - 91 | | | | | | |
| 2.1 5E / 2.1 Turbo / 2.1 Turbo quattro / 2.2 / 2.2 20V Turbo quattro / 2.2 Turbo / 2.2 Turbo quattro / 2.3 | | | 574 402 075 | | | 572 409 068 | |
| 200 Avant (44, 44Q) | 83 - 91 | | | | | | |
| 2.1 Turbo quattro / 2.2 20V Turbo quattro / 2.2 Turbo / 2.2 Turbo quattro / 2.3 | | | 574 402 075 | | | 572 409 068 | |
| AUSTIN | | | | | | | |
| ALLEGRO Hatchback (ADO 67) | 73 - 83 | | | | | | |
| 1.0 / 1.1 / 1.3 / 1.5 Super | | | | | | | 545 079 030 |
| ALLEGRO Saloon | 73 - 84 | | | | | | |
| 1.3 | | | | | | | 545 079 030 |
| ALLEGRO Estate (ADO 67) | 75 - 83 | | | | | | |
| 1.3 / 1.5 / 1.7 | | | | | | | 545 079 030 |
| AMBASSADOR | 82 - 84 | | | | | | |
| 1.7 / 2.0 | | | | | | 570 413 063 | |
| MAESTRO (XC) | 83 - 92 | | | | | | |
| 1.3 / 1.3 LS / 1.6 / 1.6 Mayfair HLS / 1.6 MG * | | | 554 400 053 552 401 052 | | | 544 402 044 | 541 400 036 |
| 1.9 D | | | 574 402 075 | | | 572 409 068 | 570 144 064 |
| 2.0 Efi * | | | 561 400 060 | | | 560 409 054 | 553 401 050 |
| MAXI II | 80 - 82 | | | | | | |
| 1750 / 1750 HLS | | | | | | | 545 079 030 |
| METRO | 80 - 90 | | | | | | |
| 1.0 / 1.0 Surf HLE / 1.3 / 1.3 L,HLE,S | | | | | | | 545 079 030 |
| 1.3 Surf / 1.3 Turbo * | | | 554 400 053 552 401 052 | | | 544 402 044 | 541 400 036 |
| MINI | 58 - 93 | | | | | | |
| 1000 / 1000 Mayfair / 1000 Mayfair Sport / 1100 Special | | | | | | | 545 079 030 |
| MONTEGO (XE) | 84 - 93 | | | | | | |
| 1.3 (50 kW) * | | | 561 400 060 | | | 560 409 054 | 541 400 036 |
| 1.3 (46 kW) * | | | 554 400 053 552 401 052 | | | 544 402 044 | 541 400 036 |
| 1.6 LS,HL * | | | | | | 560 409 054 544 402 044 | 553 401 050 |
| 2.0 / 2.0 Mayfair / 2.0 Turbo * | | | 561 400 060 | | | 560 409 054 | 553 401 050 |
| MONTEGO Estate (XE) | 84 - 92 | | | | | | |
| 1.3 * | | | 554 400 053 552 401 052 | | | 544 402 044 | 541 400 036 |


A

△ FOR CARS WITH START/STOP (MUST REPLACE AGM WITH AGM, EFB WITH EFB)
 * PLEASE CHECK AS MORE THAN ONE DIFFERENT SIZE BATTERIES CAN BE FITTED DEPENDING ON: - ELECTRICAL OPTIONS
 - CLIMATE REGION
 - BUILD OE

AUSTIN > BENTLEY

















|   |  | SILVER <i>dynamic</i> | | | BLUE <i>dynamic</i> | | BLACK <i>dynamic</i> |
|---|---|--------------------------|----------------------------|-----|----------------------------|-------------|-------------------------|
| | | AGM | SLI | Aux | EFB | SLI | SLI |
| AUSTIN | | | | | | | |
| MONTEGO Estate (XE) | 84 - 92 | | | | | | |
| 1.6 LS * | | | | | 560 409 054 544 402 044 | 553 401 050 | |
| 2.0 /2.0 HLI * | | | 561 400 060 | | 560 409 054 | 553 401 050 | |
| 2.0 D | | | 574 402 075 | | 572 409 068 | 570 144 064 | |
| PRINCESS 2 | 78 - 82 | | | | | | |
| 1700 /2000 /2200 | | | | | 570 413 063 | | |
| AUTOBIANCHI | | | | | | | |
| A 112 | 69 - 86 | | | | | | |
| 0.9 Junior /1.0 Abarth /1.0 E,Elite,LX | | | 554 400 053 | | 552 400 047 | 545 412 040 | |
| Y10 | 85 - 95 | | | | | | |
| 1.0 /1.0 Cat | | | | | | 545 413 040 | |
| 1.0 4WD /1.0 Turbo /1.1 /1.1 4WD /1.1 i.e. Cat /1.3 i.e. GT * | | | 554 400 053 | | 552 400 047 | 540 406 034 | |
| BARKAS | | | | | | | |
| B 1000 Bus (KO) | 67 - 91 | | | | | | |
| 1.0 | | | 554 400 053 | | 552 400 047 | 545 412 040 | |
| B 1000 Bus (KB) | 76 - 91 | | | | | | |
| 1.0 /1.3 | | | 554 400 053 | | 552 400 047 | 545 412 040 | |
| B 1000 Box (KM) | 76 - 91 | | | | | | |
| 1.0 /1.3 | | | 554 400 053 | | 552 400 047 | 545 412 040 | |
| BEDFORD | | | | | | | |
| ASTRA VAN Box Body / Estate | 82 - 84 | | | | | | |
| 1.6 D * | | | 561 400 060 | | 560 409 054 | 553 401 050 | |
| ASTRA VAN Box Body / Estate | 84 - 91 | | | | | | |
| 1.3 /1.4 /1.6 * | | | 554 400 053 552 401 052 | | 544 402 044 | 541 400 036 | |
| 1.6 D /1.7 D * | | | 561 400 060 | | 560 409 054 | 553 401 050 | |
| ASTRAMAX Box | 85 - 90 | | | | | | |
| 1.4 * | | | 554 400 053 552 401 052 | | 544 402 044 | 541 400 036 | |
| 1.6 D /1.7 D * | | | 561 400 060 | | 560 409 054 | 553 401 050 | |
| BLITZ (CF97) | 69 - 87 | | | | | | |
| 1.8 /2.0 | | | | | 570 413 063 | | |
| CHEVANNE | 76 - 82 | | | | | | |
| 1.3 | | | | | 570 413 063 | | |
| MIDI Bus | 84 - 92 | | | | | | |
| 1.8 /2.0 /2.0 4x4 /2.0 TD /2.2 D 4WD | | | | | 570 413 063 | | |
| MIDI Box | 84 - 92 | | | | | | |
| 0.9 /1.0 All-wheel Drive /1.8 /2.0 /2.0 4WD /2.0 D /2.0 TD /2.2 D /2.2 D 4WD | | | | | 570 413 063 | | |
| RASCAL Bus | 86 - 90 | | | | | | |
| 1.0 | | | | | | 545 079 030 | |
| RASCAL Box | 86 - 90 | | | | | | |
| 1.0 | | | | | | 545 079 030 | |
| RASCAL Pickup | 86 - 90 | | | | | | |
| 0.8 /1.0 /1.0 All-wheel Drive | | | | | 570 413 063 | | |
| RASCAL Platform/Chassis | 86 - 90 | | | | | | |
| 0.8 /1.0 /1.0 All-wheel Drive | | | | | 570 413 063 | | |
| BENTLEY | | | | | | | |
| ARNAGE (RBS_) | 98 - 13 | | | | | | |
| 4.4 V8 /6.7 V8 /6.7 V8 T /6.8 V8 T | | | | | 570 413 063 | | |
| ARNAGE Coupe | 05 → | | | | | | |
| 6.8 | | | | | 570 413 063 | | |
| AZURE | 95 - 06 | | | | | | |
| 6.75 V8 /6.75 V8 Mulliner | | | | | 570 413 063 | | |
| AZURE II (RBS_) | 06 → | | | | | | |
| 6.8 | | | | | 570 413 063 | | |
| BENTAYGA (4V1) | 15 → | | | | | | |
| 4.0 D /6.0 /6.0  | | | 605 901 095 | | | | |
| BROOKLANDS | 92 - 97 | | | | | | |
| 6.7 /6.7 Long | | | 574 402 075 | | 572 409 068 | | |
| BROOKLANDS Coupe (RBS_) | 08 → | | | | | | |
| 6.8 | | | 574 402 075 | | 572 409 068 | | |
| CONTINENTAL Convertible | 84 - 90 | | | | | | |
| 6.7 | | | | | 570 413 063 | | |

|   |  | SILVER dynamic | | | BLUE dynamic | | BLACK dynamic |
|---|---|----------------------------|-------------|-----|--------------|----------------------------|---------------|
| | | AGM | SLI | Aux | EFB | SLI | SLI |
| BENTLEY | | | | | | | |
| CONTINENTAL Convertible | 89 - 95 | | | | | | |
| 6.7 | | | | | | 570 413 063 | |
| CONTINENTAL | 91 - 02 | | | | | | |
| 6.75 V8 R / 6.75 V8 S / 6.75 V8 T Mulliner / 6.7 Turbo R | | | | | | 570 413 063 | |
| CONTINENTAL FLYING SPUR (3W_) | 05 → | | | | | | |
| 6.0 (412 kW) / 6.0 FLEX (449 kW) * | | 595 901 085 570 901 076 | 563 400 061 | | | | |
| 6.0 (449 kW) / 6.0 FLEX (412 kW) * | | 595 901 085 | | | | 552 400 047 | |
| CONTINENTAL Coupe (3W_) | 03 → | | | | | | |
| 4.0 / 4.0 FLEX (388 kW) / 6.0 (412/449 kW) / 6.0 FLEX (467/423/467/460/423 kW) * | | 595 901 085 570 901 076 | 563 400 061 | | | | |
| 4.0 FLEX (426 kW) / 6.0 FLEX (434 kW) * | | 595 901 085 | | | | 552 400 047 | |
| 6.0 (463 kW) | | 570 901 076 | 577 400 078 | | | 574 012 068 | |
| CONTINENTAL Convertible (3W_) | 06 → | | | | | | |
| 4.0 FLEX AWD / 6.0 All-wheel Drive / 6.0 AWD (460/412/423 kW) / 6.0 FLEX AWD (467/429 kW) * | | 595 901 085 570 901 076 | 563 400 061 | | | | |
| 6.0 AWD (423 kW) / 6.0 FLEX AWD (434 kW) * | | 595 901 085 | | | | 552 400 047 | |
| 6.0 CS ISR * | | 595 901 085 | 577 400 078 | | | 560 408 054 | |
| 6.0 FLEX AWD (463 kW) | | 570 901 076 | 577 400 078 | | | 574 012 068 | |
| EIGHT | 84 - 92 | | | | | | |
| 6.7 | | | | | | 570 413 063 | |
| FLYING SPUR (3W_) | 13 → | | | | | | |
| 4.0 FLEX / 6.0 FLEX / 6.0 FLEX * | | 595 901 085 | | | | 552 400 047 | |
| 6.0 * | | 595 901 085 570 901 076 | 563 400 061 | | | | |
| MULSANNE | 80 - 92 | | | | | | |
| 6.7 S | | | | | | 570 413 063 | |
| MULSANNE (3Y_) | 09 → | | | | | | |
| 6.8 (377 kW) * | | 595 901 085 570 901 076 | 563 400 061 | | | | |
| 6.8 (395 kW) * | | 595 901 085 | | | | 552 400 047 | |
| TURBO R | 85 - 98 | | | | | | |
| 6.7 | | | | | | 570 413 063 | |
| BERTONE | | | | | | | |
| FREECLIMBER | 89 - 93 | | | | | | |
| 2.0 / 2.0 Cat / 2.4 TD / 2.7 | | | 577 400 078 | | | 574 012 068 | 570 409 064 |
| FREECLIMBER 2 | 92 - 99 | | | | | | |
| 1.6 | | | 577 400 078 | | | 574 012 068 | 570 409 064 |
| BMW | | | | | | | |
| 1 (E81) | 06 - 12 | | | | | | |
| 116 d (85 kW) / 118 d / 118 d / 120 d / 120 d *  | | 595 901 085 580 901 080 | 585 200 080 | | | 580 406 074 | |
| 116 d (66 kW) / 120 i (120 kW) / 123 d *  | | 595 901 085 580 901 080 | | | | | |
| 116 i (85 kW) / 118 i (100 kW) *  | | 580 901 080 570 901 076 | 554 400 053 | | | 552 400 047 | |
| 116 i (90 kW) *  | | 580 901 080 570 901 076 | | | | | |
| 118 i (105 kW) *  | | 580 901 080 570 901 076 | 577 400 078 | | | 574 012 068 | |
| 120 i (125 kW) *  | | 595 901 085 580 901 080 | 577 400 078 | | | 574 012 068 | |
| 120 i (115 kW) / 130 i | | 560 901 068 | 563 400 061 | | | 560 408 054 | |
| 1 (E87) | 03 - 13 | | | | | | |
| 116 d / 118 d (105 kW) / 120 d (130 kW) / 123 d *  | | 595 901 085 580 901 080 | | | | | |
| 116 i (89 kW) * | | 580 901 080 | 577 400 078 | | | 574 012 068 | |
| 116 i (85 kW) | | | 554 400 053 | | | 574 012 068 552 400 047 | |
| 116 i (90 kW) / 118 i (105 kW) / 120 i (125 kW) *  | | 580 901 080 570 901 076 | 577 400 078 | | | 574 012 068 | |
| 118 d (90 kW) / 120 d (120 kW) | | | 585 200 080 | | | 580 406 074 | |
| 118 d (100 kW) *  | | 595 901 085 580 901 080 | 585 200 080 | | | 580 406 074 | |
| 118 i (95 kW) / 120 i (110 kW) | | 560 901 068 | 563 400 061 | | | 560 408 054 | |
| 118 i (125 kW) *  | | 580 901 080 570 901 076 | | | | | |
| 120 i (115 kW) | | 595 901 085 | 600 402 083 | | | 595 402 080 | |
| 120 i (120 kW) | | 570 901 076 | 577 400 078 | | | 574 012 068 | |
| 130 i * | | 570 901 076 | 563 400 061 | | | 560 408 054 | |

 FOR CARS WITH START/STOP (MUST REPLACE AGM WITH AGM, EFB WITH EFB)
 * PLEASE CHECK AS MORE THAN ONE DIFFERENT SIZE BATTERIES CAN BE FITTED DEPENDING ON: - ELECTRICAL OPTIONS
 - CLIMATE REGION
 - BUILD OE

B

















BMW


|  |  | SILVER dynamic | | | BLUE dynamic | | BLACK dynamic |
|--|---|---|-------------|-----|--------------|-------------|---------------|
| | | AGM | SLI | Aux | EFB | SLI | SLI |
| BMW | | | | | | | |
| 1 Coupe (E82) | 06 - 13 | | | | | | |
| 118 d / 120 d / 120 i (125 kW) / 123 d / 135 i *  | | 595 901 085 580 901 080 | | | | | |
| 120 i (115 kW) / M *  | | 595 901 085 580 901 080 570 901 076 | | | | | |
| 125 i *  | | 580 901 080 570 901 076 | | | | | |
| 1 Convertible (E88) | 08 - 13 | | | | | | |
| 118 d / 118 i (105 kW) / 120 d / 120 i (125 kW) / 123 d / 135 i *  | | 595 901 085 580 901 080 | | | | | |
| 118 i (100 kW) / 120 i (120 kW) / 125 i *  | | 595 901 085 580 901 080 570 901 076 | | | | | |
| 120 i (115 kW) *  | | 580 901 080 570 901 076 | | | | | |
| 1 (F20) | 10 → | | | | | | |
| 114 d / 114 i / 116 d / 116 i / 118 d / 118 d xDrive / 118 i / 120 d / 120 d xDrive / 120 i / 125 d / 125 i / M 135i / M 135i / M 135i xDrive / M 140i / M 140i xDrive / 118 i *  | | 595 901 085 580 901 080 | | | | | |
| 1 (F21) | 11 → | | | | | | |
| 114 d / 114 i / 116 d / 116 i / 118 d / 118 d xDrive / 118 i / 120 d / 120 d xDrive / 120 i / 125 d / 125 i / M 140i / M 135i / M 135i xDrive / M 140i / M 140i xDrive *  | | 595 901 085 580 901 080 | | | | | |
| 2 Coupe (F22, F87) | 12 → | | | | | | |
| 218 d / 218 i / 220 d / 220 d xDrive / 220 i / 225 d / 228 i / 230 i / M2 / M 235i / M 235i xDrive / M 240i / M 240i xDrive *  | | 595 901 085 580 901 080 | | | | | |
| 2 Convertible (F23) | 14 → | | | | | | |
| 218 d / 218 i / 220 d / 220 i / 225 d / 228 i / 230 i / M 235i / M 235i xDrive / M 240i / M 240i xDrive *  | | 595 901 085 580 901 080 | | | | | |
| 2 Active Tourer (F45) | 13 → | | | | | | |
| 214 d / 216 d / 216 i / 218 d / 218 d xDrive (110 kW) / 218 i / 220 d / 220 d xDrive / 220 i / 225 i / 225 i xDrive / 225 xe *  | | 580 901 080 570 901 076 | | | | | |
| 218 d xDrive (100 kW) *  | | 570 901 076 560 901 068 | | | | | |
| 2 Gran Tourer (F46) | 14 → | | | | | | |
| 214 d / 216 d / 216 i / 218 d / 218 i / 220 d / 220 d xDrive / 220 i *  | | 595 901 085 580 901 080 | | | | | |
| 218 d xDrive  | | 580 901 080 | | | | | |
| 3 (E21) | 75 - 84 | | | | | | |
| 315 / 316 / 318 i / 320/6 / 320 i / 323 i | | 560 901 068 | 563 400 061 | | | 560 408 054 | |
| 3 (E30) | 82 - 92 | | | | | | |
| 315 / 316 / 316 i / 316 / 318 i / 318 is / 320 i / 320 is / 323 i | | 560 901 068 | 563 400 061 | | | 560 408 054 | |
| 324 d / 324 td / M3 2.3 (147/143 kW) / M3 EVO I 2.3 / M3 EVO II 2.5 | | 595 901 085 | 600 402 083 | | | 595 402 080 | |
| 325 e 2.7 / 325 i / 325 i X * | | 570 901 076 | 563 400 061 | | | 560 408 054 | |
| M3 2.3 (158 kW) | | 570 901 076 | 577 400 078 | | | 574 012 068 | |
| 3 Touring (E30) | 87 - 94 | | | | | | |
| 316 i / 318 i / 320 i / 325 i / 325 i X | | 560 901 068 | 563 400 061 | | | 560 408 054 | |
| 324 td | | 595 901 085 | 600 402 083 | | | 595 402 080 | |
| 3 Convertible (E30) | 85 - 93 | | | | | | |
| 318 i / 320 i / 325 i | | 560 901 068 | 563 400 061 | | | 560 408 054 | |
| M3 2.3 | | 595 901 085 | 600 402 083 | | | 595 402 080 | |
| 3 (E36) | 90 - 98 | | | | | | |
| 316 i | | 560 901 068 | 563 400 061 | | | 560 408 054 | |
| 318 is / 318 i | | | 561 400 060 | | | 560 409 054 | |
| 318 tds / 325 td / 325 tds | | 595 901 085 | 600 402 083 | | | 595 402 080 | |
| 320 i / 323 i 2.5 / 323 i 2.5 / 325 i / 328 i | | | 574 402 075 | | | 572 409 068 | |
| M3 3.0 / M3 3.2 | | 570 901 076 | 577 400 078 | | | 574 012 068 | |
| 3 Compact (E36) | 94 - 01 | | | | | | |
| 316 g / 316 i / 318 ti (103 kW) | | 560 901 068 | 563 400 061 | | | 560 408 054 | |
| 318 tds * | | 580 901 080 | 585 200 080 | | | 580 406 074 | |
| 318 ti (103 kW) | | | 561 400 060 | | | 560 409 054 | |
| 323 ti | | | 574 402 075 | | | 572 409 068 | |
| 3 Coupe (E36) | 91 - 99 | | | | | | |
| 316 i / 318 is | | | 561 400 060 | | | 560 409 054 | |
| 328 i / 320 i / 323 i / 323 i / 325 i / 325 i | | | 574 402 075 | | | 572 409 068 | |
| M3 3.0 / M3 3.2 | | 570 901 076 | 577 400 078 | | | 574 012 068 | |
| 3 Convertible (E36) | 93 - 99 | | | | | | |
| 318 i / 320 i / 323 i / 323 i / 325 i / 328 i / M3 3.0 / M3 3.2 * | | 580 901 080 | 585 200 080 | | | 580 406 074 | |



 FOR CARS WITH START/STOP (MUST REPLACE AGM WITH AGM, EFB WITH EFB)



























* PLEASE CHECK AS MORE THAN ONE DIFFERENT SIZE BATTERIES CAN BE FITTED DEPENDING ON: - ELECTRICAL OPTIONS
- CLIMATE REGION
- BUILD OE

|   |  | SILVER dynamic | | | BLUE dynamic | | BLACK dynamic |
|--|---|----------------------------|----------------------------|-----|--------------|----------------------------|---------------|
| | | AGM | SLI | Aux | EFB | SLI | SLI |
| BMW | | | | | | | |
| 3 Touring (E36) | 94 - 99 | | | | | | |
| 316 i | | 560 901 068 | 563 400 061 | | | 560 408 054 | |
| 318 i | | | 561 400 060 | | | 560 409 054 | |
| 318 tds / 325 tds | | 595 901 085 | 600 402 083 | | | 595 402 080 | |
| 320 i / 323 i / 328 i | | | 574 402 075 | | | 572 409 068 | |
| 3 (E46) | 98 - 05 | | | | | | |
| 316 i (77 kW) | | | 561 400 060 | | | 560 409 054 | |
| 316 i (77 kW) / 318 i | | | 563 400 061 | | | 560 408 054 | |
| 318 d / 320 d | | | 585 200 080 | | | 580 406 074 | |
| 320 i / 323 i / 323 i / 325 i / 325 xi / 325 i / 328 i / 330 i / 330 i / 330 xi | | | 577 400 078 | | | 574 012 068 | |
| 330 d / 330 xd | | | 600 402 083 | | | 595 402 080 580 406 074 | |
| 3 Compact (E46) | 01 - 05 | | | | | | |
| 316 ti (85 kW) | | | 561 400 060 | | | 560 409 054 | |
| 316 ti (77 kW) / 318 ti | | 560 901 068 | 563 400 061 | | | 560 408 054 | |
| 318 td / 320 td * | | 580 901 080 | 585 200 080 | | | 580 406 074 | |
| 325 ti | | | 585 200 080 | | | 580 406 074 | |
| 3 Coupe (E46) | 99 - 06 | | | | | | |
| 316 Ci / 318 Ci | | 560 901 068 | 563 400 061 | | | 560 408 054 | |
| 320 Cd * | | 580 901 080 | 585 200 080 | | | 580 406 074 | |
| 320 Ci / 323 Ci / 325 Ci / 328 Ci / 330 Ci / 330 xi / M3 / M3 | | 570 901 076 | 577 400 078 | | | 574 012 068 | |
| 330 Cd | | 595 901 085 | 600 402 083 | | | 595 402 080 | |
| 3 Convertible (E46) | 00 - 07 | | | | | | |
| 318 Ci / 320 Cd / 325 Ci / 330 Ci * | | 580 901 080 | 585 200 080 | | | 580 406 074 | |
| 320 Ci / 323 Ci | | 570 901 076 | 577 400 078 | | | 574 012 068 | |
| 330 Cd | | 595 901 085 | 600 402 083 | | | 595 402 080 | |
| M3 3.2 | | 570 901 076 | | | | 580 400 074 574 012 068 | |
| 3 Touring (E46) | 99 - 05 | | | | | | |
| 316 i / 318 i | | 560 901 068 | 563 400 061 | | | 560 408 054 | |
| 318 d / 320 d / 330 i / 330 xi * | | 580 901 080 | 585 200 080 | | | 580 406 074 | |
| 320 i / 328 i | | 570 901 076 | 577 400 078 | | | 574 012 068 | |
| 325 i / 325 xi * | | 570 901 076 | 574 402 075 | | | 572 409 068 | |
| 330 d / 330 xd | | | 600 402 083 | | | 595 402 080 580 406 074 | |
| 3 (E90) | 04 - 11 | | | | | | |
| 316 d / 318 d / 320 d (130/120 kW) / 320 d xDrive (130 kW) / 320 xd *  | | 595 901 085 580 901 080 | 585 200 080 | | | 580 406 074 | |
| 316 i (85 kW) / 330 d xDrive / M3 CRT | | 595 901 085 | | | | | |
| 316 i (90 kW) *  | | 580 901 080 570 901 076 | 563 400 061 | | | 560 408 054 | |
| 318 i (95 kW) / 320 i (110 kW) / 320 si | | | 563 400 061 | | | 560 408 054 | |
| 318 i (105 kW) *  | | 595 901 085 580 901 080 | 577 400 078 | | | 574 012 068 | |
| 318 i (100 kW) *  | | 595 901 085 580 901 080 | 563 400 061 | | | 560 408 054 | |
| 320 d (110 kW) | | | 585 200 080 | | | 580 406 074 | |
| 320 d (135 kW) / 320 d xDrive (120/135 kW) / 325 d (150 kW) / M3 *  | | 595 901 085 580 901 080 | | | | | |
| 320 i (125 kW) / 323 i (130 kW) / 325 i (160/160 kW) / 325 xi (160/160 kW) / 325 i (160/160 kW) / 325 xi (160/160 kW) / 330 i (200 kW) / 330 xi (200 kW) / 335 i (220 kW) / 335 xi (225 kW) *  | | 580 901 080 570 901 076 | 577 400 078 | | | 574 012 068 | |
| 320 i (115 kW) *  | | 595 901 085 570 901 076 | | | | | |
| 323 i (140 kW) / 325 i (155/160 kW) / 325 xi (160 kW) / 328 i / 335 i (224/224/225/224/225 kW) / 335 i (224/224/225/224/225 kW) / 330 i (190/190 kW) / 330 i (190/190 kW) / 330 xi (190 kW) / 335 i (224/224/225/224/225 kW) / 335 xi (224 kW)  | | 570 901 076 | 577 400 078 | | | 574 012 068 | |
| 325 d (145 kW) | | | 600 402 083 | | | 595 402 080 | |
| 325 i xDrive / 330 i xDrive / 335 i xDrive * | | 580 901 080 | 577 400 078 | | | 574 012 068 | |
| 330 d / 330 xd / 335 d | | 595 901 085 | 600 402 083 | | | 595 402 080 | |
| 3 Touring (E91) | 04 - 12 | | | | | | |
| 316 d / 318 d (100 kW) / 318 i (100 kW) / 320 d (135 kW) / 320 d xDrive (135/130/120 kW) / 325 d (150 kW) / 325 i (155/160/160 kW) / 325 i xDrive / 325 i xDrive / 330 i xDrive / 335 i xDrive *  | | 595 901 085 580 901 080 | | | | | |
| 316 i *  | | 580 901 080 570 901 076 | 577 400 078 | | | 574 012 068 | |
| 318 d (90 kW) *  | | 595 901 085 580 901 080 | 585 400 080 585 200 080 | | | 580 406 074 | |
| 318 d (105 kW) *  | | 595 901 085 580 901 080 | 585 400 080 | | | | |
| 318 i (95 kW) *  | | 580 901 080 570 901 076 | 563 400 061 | | | 560 408 054 | |

 FOR CARS WITH START/STOP (MUST REPLACE AGM WITH AGM, EFB WITH EFB)
 * PLEASE CHECK AS MORE THAN ONE DIFFERENT SIZE BATTERIES CAN BE FITTED DEPENDING ON: - ELECTRICAL OPTIONS
 - CLIMATE REGION
 - BUILD OE

B








BMW


|   |  | SILVER dynamic | | | BLUE dynamic | | BLACK dynamic |
|--|---|----------------------------|----------------------------|-----|--------------|-------------|---------------|
| | | AGM | SLI | Aux | EFB | SLI | SLI |
| BMW | | | | | | | |
| 3 Touring (E91) | 04 - 12 | | | | | | |
| 318 i (105 kW) / 320 i (125 kW) *  | | 595 901 085 570 901 076 | 577 400 078 | | | | |
| 320 d (120 kW) *  | | 595 901 085 580 901 080 | 585 200 080 | | | 580 406 074 | |
| 320 d (110 kW) | | | 585 200 080 | | | 580 406 074 | |
| 320 d (147 kW) / 320 d ed / 320 d xDrive (147 kW) / 325 d (145 kW) / 330 d (180 kW) / 330 d xDrive  | | 595 901 085 | | | | | |
| 320 i (110 kW) / 323 i (160 kW) / 325 i (160 kW) / 325 xi (160 kW) / 330 i (190 kW) / 330 xi (190 kW) / 335 i | | 570 901 076 | 577 400 078 | | | 574 012 068 | |
| 325 xi (160 kW) / 330 i (200 kW) / 330 xi (200 kW) / 335 xi *  | | 580 901 080 570 901 076 | | | | | |
| 330 d (170 kW) | | | 600 402 083 | | | 595 402 080 | |
| 330 xd / 335 d | | 595 901 085 | 600 402 083 | | | 595 402 080 | |
| 3 Coupe (E92) | 05 - 13 | | | | | | |
| 316 i *  | | 595 901 085 580 901 080 | 563 400 061 | | | 560 408 054 | |
| 318 i *  | | 595 901 085 570 901 076 | | | | | |
| 320 d (130 kW) / 320 xd *  | | 595 901 085 580 901 080 | 585 400 080 | | | 580 400 074 | |
| 320 d (135 kW) / 320 d xDrive (130/135 kW) / 325 d (150 kW) / 325 i xDrive / 325 i xDrive / 330 i xDrive / 335 i xDrive / M GTS *  | | 595 901 085 580 901 080 | | | | | |
| 320 d (147 kW) / 320 d xDrive (120/147 kW) / 330 d (180 kW) / 330 d xDrive / 330 xd (180 kW)  | | 595 901 085 | | | | | |
| 320 i (125 kW) *  | | 595 901 085 570 901 076 | 577 400 078 | | | 574 012 068 | |
| 320 i (110 kW) / 325 i (160/160 kW) / 325 xi (160/160 kW) / 335 xi * | | 580 901 080 570 901 076 | 577 400 078 | | | | |
| 320 i (120 kW) / 325 xi (160/160 kW) / 325 xi (160/160 kW) *  | | 580 901 080 570 901 076 | 577 400 078 | | | 574 012 068 | |
| 320 i (115 kW) *  | | 580 901 080 570 901 076 | | | | | |
| 325 d (145 kW) | | | 585 200 080 | | | 580 406 074 | |
| 325 d (155 kW) | | 580 901 080 | | | | | |
| 325 i (160 kW) / 325 xi (160 kW) / 330 i / 330 xi / 335 i | | | 577 400 078 | | | 574 012 068 | |
| 325 i (155 kW) | | 570 901 076 | 577 400 078 | | | 574 012 068 | |
| 330 d (170 kW) / 330 xd (170 kW) | | | 600 402 083 | | | 595 402 080 | |
| 335 d | | 595 901 085 | 600 402 083 | | | 595 402 080 | |
| M *  | | 595 901 085 580 901 080 | 600 402 083 585 200 080 | | | | |
| 3 Convertible (E93) | 06 - 13 | | | | | | |
| 318 i *  | | 595 901 085 570 901 076 | | | | | |
| 320 d (130 kW) / M3 *  | | 595 901 085 580 901 080 | 585 200 080 | | | 580 406 074 | |
| 320 d (135 kW) / 325 d (150 kW) *  | | 595 901 085 580 901 080 | | | | | |
| 320 d (147 kW)  | | 595 901 085 | | | | | |
| 320 i *  | | 595 901 085 580 901 080 | 577 400 078 | | | 574 012 068 | |
| 325 d (145 kW) / 330 d (180 kW) / 330 i (200 kW) | | 595 901 085 | 600 402 083 | | | 595 402 080 | |
| 325 d (155 kW) | | 580 901 080 | | | 580 500 080 | | |
| 325 i * | | 595 901 085 570 901 076 | | | | 574 012 068 | |
| 330 d (170 kW) | | 580 901 080 | 585 400 080 | | | 580 400 074 | |
| 330 i (190 kW) | | 570 901 076 | 577 400 078 | | | 574 012 068 | |
| 335 i | | | 577 400 078 | | | 574 012 068 | |
| 3 (F30, F80) | 11 → | | | | | | |
| 316 d / 320 d (120 kW)  | | 595 901 085 | | | | | |
| 316 i / 318 d / 318 d xDrive / 318 i / 320 d (135/140/147/135 kW) / 320 d xDrive / 328 i / 320 i / 320 i xDrive / 328 i xDrive / 325 d / 320 d (135/140/147/135 kW) / 320 d xDrive / 328 i / 328 i xDrive / 330 d / 330 d xDrive / 330 e / 330 i / 330 i xDrive / 335 d xDrive / 335 i / 335 i xDrive / 340 i / 340 i xDrive / ActiveHybrid / M3 *  | | 595 901 085 580 901 080 | | | | | |
| M3 Competition  | | 570 901 076 | | | | | |
| 3 Touring (F31) | 11 → | | | | | | |
| 316 d  | | 595 901 085 | | | | | |
| 316 i / 318 d / 318 d xDrive / 318 i / 320 d / 320 d xDrive / 320 i / 320 i xDrive / 325 d / 328 i / 328 i xDrive / 330 d / 330 d xDrive / 330 i / 330 i xDrive / 335 d xDrive / 335 i / 335 i xDrive / 340 i / 340 i xDrive *  | | 595 901 085 580 901 080 | | | | | |



 FOR CARS WITH START/STOP (MUST REPLACE AGM WITH AGM, EFB WITH EFB)
















* PLEASE CHECK AS MORE THAN ONE DIFFERENT SIZE BATTERIES CAN BE FITTED DEPENDING ON: - ELECTRICAL OPTIONS
- CLIMATE REGION
- BUILD OE

|   |  | SILVER dynamic | | | BLUE dynamic | | BLACK dynamic |
|--|---|----------------------------|----------------------------|-----|--------------|-------------|---------------|
| | | AGM | SLI | Aux | EFB | SLI | SLI |
| BMW | | | | | | | |
| 3 Gran Turismo (F34) | 12 → | | | | | | |
| 318 d / 320 d / 320 d xDrive / 320 i / 320 i xDrive / 325 d / 328 i / 328 i xDrive / 330 d / 330 d xDrive / 330 i / 330 i xDrive / 335 d xDrive / 335 i / 335 i xDrive / 340 i / 340 i xDrive  | | 595 901 085 | | | | | |
| 4 Coupe (F32, F82) | 13 → | | | | | | |
| 418 d / 418 i / 420 d / 420 d xDrive / 420 i / 420 i xDrive / 425 d / 428 i / 428 i xDrive / 430 d / 430 d xDrive / 430 i / 430 i / 430 i xDrive / 435 d xDrive / 435 i / 435 i xDrive / 440 i / 440 i xDrive / M4 / M4 Competition / M4 GTS  | | 595 901 085 | | | | | |
| 4 Convertible (F33, F83) | 13 → | | | | | | |
| 420 d / 420 i / 425 d / 428 i / 428 i xDrive / 430 d / 430 i / 430 i / 430 i xDrive / 435 d xDrive / 435 i / 435 i xDrive / 440 i / 440 i xDrive / M4 / M4 Competition  | | 595 901 085 | | | | | |
| 4 Gran Coupe (F36) | 14 → | | | | | | |
| 418 d / 418 i / 420 d / 420 d xDrive / 420 i / 420 i xDrive / 425 d / 428 i / 428 i xDrive / 430 d / 430 d xDrive / 430 i / 430 i / 430 i xDrive / 435 d xDrive / 435 i / 435 i xDrive / 440 i / 440 i xDrive  | | 595 901 085 | | | | | |
| 5 (E12) | 72 - 81 | | | | | | |
| 518 / 518 i / 520/6 / M535 i | | 560 901 068 | 563 400 061 | | | 560 408 054 | |
| 525 / 528 i * | | 570 901 076 | 563 400 061 | | | 560 408 054 | |
| 5 (E28) | 80 - 87 | | | | | | |
| 518 / 518 i / 520 i / 535 i, M 535 i (136 kW) | | 560 901 068 | 563 400 061 | | | 560 408 054 | |
| 524 d / 524 td / 535 i | | 595 901 085 | 600 402 083 | | | 595 402 080 | |
| 525 e / 525 i / 528 i * | | 570 901 076 | 563 400 061 | | | 560 408 054 | |
| 535 i, M 535 i (141 kW) / M5 | | 570 901 076 | 577 400 078 | | | 574 012 068 | |
| 5 (E34) | 87 - 95 | | | | | | |
| 518 i (85 kW) / 520 i / 520 i 24V / 525 i / 525 i 24V / 525 iX 24V / 530 i | | 560 901 068 | 563 400 061 | | | 560 408 054 | |
| 518 i (83 kW) * | | 580 901 080 | 585 200 080 | | | 580 406 074 | |
| 524 td / 525 td / 525 tds / M5 (210 kW) | | 595 901 085 | 600 402 083 | | | 595 402 080 | |
| 530 iV8 / 535 i / 540 iV8 / M5 (250/232/250 kW) / M5 (250/232/250 kW) / M5 Cat / M5 Cat | | 570 901 076 | 577 400 078 | | | 574 012 068 | |
| 5 Touring (E34) | 91 - 97 | | | | | | |
| 518 g / 518 i / 520 i / 525 i / 525 i / 525 ix | | 560 901 068 | 563 400 061 | | | 560 408 054 | |
| 525 td / 525 tds | | 595 901 085 | 600 402 083 | | | 595 402 080 | |
| 530 iV8 / 540 i / M5 | | 570 901 076 | 577 400 078 | | | 574 012 068 | |
| 5 (E39) | 95 - 03 | | | | | | |
| 520 d / 525 d / 525 td / 525 tds / 530 d / 530 i / 535 i (180 kW) / 540 i / M5 / M5 | | 595 901 085 | 600 402 083 | | | 595 402 080 | |
| 520 i / 523 i / 525 i / 535 i (173 kW) | | 570 901 076 | 577 400 078 | | | 574 012 068 | |
| 528 i * | | 580 901 080 | 585 200 080 | | | 580 406 074 | |
| 5 Touring (E39) | 96 - 04 | | | | | | |
| 520 d / 525 d / 525 tds | | 595 901 085 | 600 402 083 | | | 595 402 080 | |
| 520 i / 523 i / 525 i | | 570 901 076 | 577 400 078 | | | 574 012 068 | |
| 528 i * | | 580 901 080 | 585 200 080 | | | 580 406 074 | |
| 530 d / 530 i / 540 i | | 595 901 085 | 600 402 083 | | | | |
| 5 (E60) | 01 - 10 | | | | | | |
| 520 d / 520 i (125/120 kW) / 523 i / 525 i / 525 i xDrive / 525 xd / 525 xi / 530 d (170 kW) / 530 i / 530 xi / 535 i | | 595 901 085 | 600 402 083 | | | | |
| 520 i (125 kW) | | 580 901 080 | 585 400 080 | | | | |
| 525 d | | 605 901 095 | 610 402 092 600 402 083 | | | | |
| 525 d xDrive * | | 605 901 095 595 901 085 | | | | | |
| 530 d (160 kW) / 530 d xDrive / 530 xd / 535 d / 550 i * | | 605 901 095 595 901 085 | 610 402 092 | | | | |
| 530 i xDrive | | 595 901 085 | | | | | |
| 540 i / 545 i / M5 | | 605 901 095 | 610 402 092 | | | | |
| 5 Touring (E61) | 04 - 10 | | | | | | |
| 520 d / 523 i / 525 d (145 kW) / 525 i (160/141 kW) / 525 xd / 525 xi (160 kW) / 530 d (155 kW) / 530 i / 530 xi | | 595 901 085 | 600 402 083 | | | | |
| 520 i | | 580 901 080 | 585 400 080 | | | | |
| 525 d (130 kW) | | 605 901 095 | 610 402 092 600 402 083 | | | | |
| 525 d xDrive / 525 i (160 kW) / 525 i xDrive / 525 xi (160/160 kW) / 530 i xDrive / 525 xi (160/160 kW) | | 595 901 085 | | | | | |
| 530 d (160 kW) / 530 d xDrive / 530 xd / 535 d / 550 i * | | 605 901 095 595 901 085 | 610 402 092 | | | | |
| 545 i / M5 | | 605 901 095 | 610 402 092 | | | | |

 FOR CARS WITH START/STOP (MUST REPLACE AGM WITH AGM, EFB WITH EFB)
 * PLEASE CHECK AS MORE THAN ONE DIFFERENT SIZE BATTERIES CAN BE FITTED DEPENDING ON: - ELECTRICAL OPTIONS
 - CLIMATE REGION
 - BUILD OE

B




BMW

|  |  | SILVER dynamic | | | BLUE dynamic | | BLACK dynamic |
|--|---|----------------------------|----------------------------|----------------------------|--------------|-------------|---------------|
| | | AGM | SLI | Aux | EFB | SLI | SLI |
| BMW | | | | | | | |
| 5 Gran Turismo (F07) | 09 - 17 | | | | | | |
| 520 d / 528 i / 530 d / 530 d xDrive / 535 d / 535 d xDrive (220 kW) / 535 i / 535 i xDrive / 550 i (330/300 kW) / 550 i xDrive *  | | 605 901 095 595 901 085 | | 513 106 020 | | | |
| | | 605 901 095 595 901 085 | | 513 106 020 | | | |
| 535 d xDrive (230 kW) *  | | 605 901 095 605 901 095 | | 513 106 020 513 106 020 | | | |
| 550 i (298 kW) * | | 595 901 085 595 901 085 | | 513 106 020 513 106 020 | | | |
| 5 (F10) | 09 - 16 | | | | | | |
| 518 d (105 kW) / 520 d (140/135/120/135 kW) / 520 d xDrive (120/140/135 kW) / 520 i / 523 i / 520 i / 525 d / 525 d xDrive / 528 i / 528 i xDrive / 530 d / 530 d xDrive / 535 i / 530 i / 530 i / 528 i / 535 d (230/220 kW) / 530 d / 535 d xDrive / 530 d xDrive / 535 i / 535 i / 535 i xDrive (240 kW) / 550 i / 550 i xDrive / ActiveHybrid / M5 / M 550 d xDrive / M5 Competition / M5 Edition 30 *  | | 605 901 095 595 901 085 | | 513 106 020 | | | |
| | | 605 901 095 595 901 085 | | 513 106 020 | | | |
| 518 d (120 kW) / 520 d (100/147/155 kW) / 520 d xDrive (155/100/147 kW) / 535 d (225 kW) *  | | 595 901 085 | | 513 106 020 | | | |
| 535 i xDrive (225 kW) *  | | 595 901 085 580 901 080 | | 513 106 020 513 106 020 | | | |
| | | 595 901 085 580 901 080 | | 513 106 020 | | | |
| 5 Touring (F11) | 09 → | | | | | | |
| 518 d / 520 d / 520 d xDrive / 520 i / 520 d / 523 i / 525 d / 525 d xDrive / 528 i / 528 i xDrive / 530 d / 530 d xDrive / 530 i / 535 d / 535 d xDrive / 535 i / 535 i xDrive / 550 i / M 550 d xDrive *  | | 605 901 095 595 901 085 | | 513 106 020 | | | |
| | | 605 901 095 595 901 085 | | 513 106 020 | | | |
| 5 (G30, F90) | 16 → | | | | | | |
| 520 d / 520 d xDrive / 530 d / 530 d xDrive / 530 e iPerformance / 530 i / 530 i xDrive / 540 i / 540 i xDrive / M 550 i xDrive *  | | 595 901 085 | | 513 106 020 | | | |
| 5 Touring (G31) | 17 → | | | | | | |
| 520 d / 530 d / 530 d xDrive / 530 i / 540 i xDrive *  | | 595 901 085 | | 513 106 020 | | | |
| 6 (E24) | 75 - 89 | | | | | | |
| 628 CSi / 633 CSi / 635 CSi / M 635 CSi | | 570 901 076 | 577 400 078 | | | 574 012 068 | |
| 6 (E63) | 04 - 10 | | | | | | |
| 630 i (190 kW) / 645 Ci | | 605 901 095 | 610 402 092 600 402 083 | | | | |
| 630 i (200 kW) / 635 d | | 595 901 085 | | | | | |
| 650 i | | 595 901 085 | 600 402 083 | | | | |
| M | | 605 901 095 | 610 402 092 | | | | |
| 6 Convertible (E64) | 04 - 10 | | | | | | |
| 630 i (190 kW) / 645 Ci | | 605 901 095 | 610 402 092 600 402 083 | | | | |
| 630 i (200 kW) / 635 d | | 595 901 085 | | | | | |
| 650 i | | 595 901 085 | 600 402 083 | | | | |
| M | | 605 901 095 | 610 402 092 | | | | |
| 6 Convertible (F12) | 11 → | | | | | | |
| 640 d / 640 d xDrive / 640 i / 640 i xDrive / 650 i (330/300 kW) / 650 i xDrive / M6 *  | | 605 901 095 595 901 085 | | 513 106 020 | | | |
| | | 605 901 095 595 901 085 | | 513 106 020 | | | |
| 650 i (298 kW) *  | | 595 901 085 595 901 085 | | 513 106 020 513 106 020 | | | |
| 6 Coupe (F13) | 10 → | | | | | | |
| 640 d / 640 d xDrive / 640 i / 640 i xDrive / 650 i (330/300 kW) / 650 i xDrive / M6 *  | | 605 901 095 595 901 085 | | 513 106 020 | | | |
| | | 605 901 095 595 901 085 | | 513 106 020 | | | |
| 650 i (298 kW) *  | | 595 901 085 595 901 085 | | 513 106 020 513 106 020 | | | |
| 6 Gran Coupe (F06) | 11 → | | | | | | |
| 640 d / 640 d xDrive / 640 i / 640 i xDrive / 650 i / 650 i xDrive / M6 *  | | 605 901 095 595 901 085 | | 513 106 020 | | | |
| | | 605 901 095 595 901 085 | | 513 106 020 | | | |
| 7 (E23) | 77 - 88 | | | | | | |
| 725 i / 728 i / 732 i / 733 i / 735 i / 745 i | | 570 901 076 | 577 400 078 | | | 574 012 068 | |
| 7 (E32) | 86 - 94 | | | | | | |
| 730 i,iL | | 570 901 076 | 577 400 078 | | | 574 012 068 | |
| 730 i,iL V8 / 735 i,iL / 740 i,iL V8 / 750 i,iL V12 * | | 580 901 080 | 585 200 080 | | | 580 406 074 | |
| 7 (E38) | 94 - 01 | | | | | | |
| 725 tds / 728 i,iL / 730 d (142 kW) / 730 i,iL (160 kW) / 735 i,iL / 740 d / 740 i,iL (210 kW) / 750 i,iL | | 595 901 085 | 600 402 083 | | | | |



 FOR CARS WITH START/STOP (MUST REPLACE AGM WITH AGM, EFB WITH EFB)










* PLEASE CHECK AS MORE THAN ONE DIFFERENT SIZE BATTERIES CAN BE FITTED DEPENDING ON: - ELECTRICAL OPTIONS
- CLIMATE REGION
- BUILD OE

|   |  | SILVER dynamic | | | BLUE dynamic | | BLACK dynamic |
|--|---|----------------|-------------|-------------|--------------|-------------|---------------|
| | | AGM | SLI | Aux | EFB | SLI | SLI |
| BMW | | | | | | | |
| 7 (E38) | 94 - 01 | | | | | | |
| 728i X | | 570 901 076 | 577 400 078 | | | 574 012 068 | |
| 730 d (135 kW) / 730 i, iL (155 kW) / 740 i, iL (210 kW) | | 595 901 085 | 600 402 083 | | | 595 402 080 | |
| 7 (E65, E66, E67) | 01 - 09 | | | | | | |
| 730 d / 730 Ld / 740 d / 740 i, Li / 745 i, Li | | 595 901 085 | | | | | |
| 730 i, Li / 735 i, Li / 750 i, Li / 760 i, Li | | 595 901 085 | 600 402 083 | | | | |
| 745 d | | 605 901 095 | 610 402 092 | | | | |
| 7 (F01, F02, F03, F04) | 08 - 15 | | | | | | |
| 730 d (180 kW) * ⚠ | | 595 901 085 | | 513 106 020 | | | |
| | | 595 901 085 | | 513 106 020 | | | |
| 730 d (190 kW) / 730 d xDrive / 730 i, Li / 740 d / 740 d xDrive / 740 i / 740 i, Li / 740 i, Li xDrive / 740 i, Li / 750 d xDrive / 750 i / 750 i xDrive / 750 i xDrive / 760 i / 760 i / 760 i / ActiveHybrid / ActiveHybrid * ⚠ | | 605 901 095 | | 513 106 020 | | | |
| | | 595 901 085 | | | | | |
| | | 605 901 095 | | 513 106 020 | | | |
| | | 595 901 085 | | | | | |
| 7 (G11, G12) | 14 → | | | | | | |
| 725 d, Ld / 730 d / 730 d, Ld xDrive / 730 d xDrive / 730 i, Li / 740 d, Ld xDrive / 740 e, Le / 740 e, Le xDrive / 740 i, Li / 740 i, Li / 750 i, Li / 750 i, Li xDrive / 750 i, Li xDrive * ⚠ | | 605 901 095 | | 513 106 020 | | | |
| | | 595 901 085 | | | | | |
| 740 i, Li xDrive / 750 d, Ld xDrive / M 760 Li xDrive * ⚠ | | 605 901 095 | | 513 106 020 | | | |
| 8 (E31) | 90 - 99 | | | | | | |
| 840 i / 840 Ci / 850 Ci / 850 CSi (280 kW) / 850 i, Ci | | | 574 402 075 | | | 572 409 068 | |
| 850 CSi (277 kW) | | 595 901 085 | 600 402 083 | | | 595 402 080 | |
| i3 (I01) | 13 → | | | | | | |
| Range Extender | | | | | | 544 401 042 | |
| M1 (E26) | 79 - 83 | | | | | | |
| 3.5 | | 560 901 068 | 563 400 061 | | | 560 408 054 | |
| X1 (E84) | 09 - 15 | | | | | | |
| sDrive 16 d / sDrive 16 i / sDrive 18 d / sDrive 18 i / sDrive 20 d / sDrive 20 i / sDrive 20 i / xDrive 18 d / xDrive 20 d / xDrive 20 i / xDrive 23 d / xDrive 25 d / xDrive 25 i / xDrive 28 i * ⚠ | | 580 901 080 | | | | | |
| | | 570 901 076 | | | | | |
| xDrive 28 i Flex ⚠ | | 580 901 080 | | | | | |
| X1 (F48) | 14 → | | | | | | |
| sDrive 16 d / sDrive 18 d / sDrive 18 i / sDrive 20 d / sDrive 20 i / xDrive 18 d / xDrive 20 d / xDrive 20 i / xDrive 25 d / xDrive 25 i / xDrive 25 i ⚠ | | 580 901 080 | | | | | |
| X3 (E83) | 03 - 11 | | | | | | |
| 2.0 d / 3.0 d / 3.0 sd / xDrive 35 d | | 595 901 085 | 600 402 083 | | | 595 402 080 | |
| 2.0 i / 2.5 i / 2.5 si / 3.0 i xDrive / 3.0 si / xDrive 20 i / xDrive 25 i / xDrive 30 i / xDrive 30 i | | 570 901 076 | 577 400 078 | | | 574 012 068 | |
| 2.5 si xDrive | | 580 901 080 | 585 400 080 | | | 580 400 074 | |
| xDrive 18 d / xDrive 20 d | | 595 901 085 | | | | | |
| xDrive 30 d * | | 580 901 080 | 600 402 083 | | | 595 402 080 | |
| X3 (F25) | 10 → | | | | | | |
| sDrive 18 d (100 kW) / sDrive 20 i (125 kW) / xDrive 20 d (135/135 kW) / xDrive 20 d (135/135 kW) / xDrive 28 i / xDrive 30 d (190/155 kW) / xDrive 35 i / xDrive 35 i * ⚠ | | 595 901 085 | | | | | |
| | | 580 901 080 | | | | | |
| sDrive 18 d (110 kW) / sDrive 20 i (135 kW) / xDrive 20 d (120/140 kW) / xDrive 20 i / xDrive 20 i / xDrive 35 d * ⚠ | | 605 901 095 | | | | | |
| | | 595 901 085 | | | | | |
| xDrive 28 d / xDrive 30 d (210/204/183 kW) ⚠ | | 595 901 085 | | | | | |
| X4 (F26) | 13 - 18 | | | | | | |
| M 40 i / xDrive 20 d / xDrive 20 i / xDrive 28 i / xDrive 30 d / xDrive 35 d / xDrive 35 i * ⚠ | | 605 901 095 | | | | | |
| | | 595 901 085 | | | | | |
| X5 (E53) | 00 - 07 | | | | | | |
| 3.0 d / 3.0 i / 4.4 i / 4.6 is / 4.8 is | | 595 901 085 | 600 402 083 | | | | |
| X5 (E70) | 06 - 13 | | | | | | |
| 3.0 d (173 kW) / 4.8 i xDrive | | 595 901 085 | 600 402 083 | | | | |
| 3.0 d (155 kW) / 3.0 sd / 3.0 sd / M / M 50 d / xDrive 30 d (173 kW) / xDrive 30 i / xDrive 35 i / xDrive 30 i / xDrive 35 d / xDrive 35 i / xDrive 40 d / xDrive 48 i / xDrive 50 i * | | 605 901 095 | | | | | |
| | | 595 901 085 | | | | | |
| 3.0 si / xDrive 30 d (180/155 kW) | | 595 901 085 | | | | | |
| xDrive 40 i * ⚠ | | 605 901 095 | | 513 106 020 | | | |
| | | 595 901 085 | | | | | |
| X5 (F15, F85) | 12 - 18 | | | | | | |
| M / M 50 d / sDrive 25 d (170/160 kW) / xDrive 25 d (160/160/170 kW) / xDrive 50 i / xDrive 50 i ⚠ | | 605 901 095 | | | | | |
| sDrive 25 d (155 kW) / xDrive 25 d (155 kW) * ⚠ | | 605 901 095 | | 513 106 020 | | | |
| | | 605 901 095 | | 513 106 020 | | | |
| xDrive 30 d / xDrive 40 d * ⚠ | | 605 901 095 | | | | | |
| | | 595 901 085 | | | | | |
| xDrive 35 i / xDrive 40e ⚠ | | 595 901 085 | | | | | |

B

⚠ FOR CARS WITH START/STOP (MUST REPLACE AGM WITH AGM, EFB WITH EFB)
 * PLEASE CHECK AS MORE THAN ONE DIFFERENT SIZE BATTERIES CAN BE FITTED DEPENDING ON:
 - ELECTRICAL OPTIONS
 - CLIMATE REGION
 - BUILD OE





BMW > CADILLAC

|   |  | SILVER dynamic | | | BLUE dynamic | | BLACK dynamic |
|--|---|----------------------------|-------------|-------------|--------------|-------------|---------------|
| | | AGM | SLI | Aux | EFB | SLI | SLI |
| BMW | | | | | | | |
| X6 (E71, E72) | 07 - 14 | | | | | | |
| ActiveHybrid / ActiveHybrid xDrive / xDrive 30 d / xDrive 35 d / xDrive 35 i (225/235/225/235 kW) / xDrive 40 d / xDrive 35 i (225/235/225/235 kW) / xDrive 50 i (300 kW) | | 595 901 085 | | | | | |
| xDrive 50 i (330 kW) / xDrive 35 i (240 kW) | | 595 901 085 | 600 402 083 | | | 595 402 080 | |
| M / M 50 d *  | | 605 901 095 595 901 085 | | | | | |
| X6 (F16, F86) | 14 → | | | | | | |
| M / M 50 d / xDrive 30 d (183 kW) / xDrive 40 d *  | | 605 901 095 595 901 085 | | | | | |
| xDrive 30 d (190 kW)  | | 595 901 085 | | | | | |
| xDrive 30 d (204 kW) / xDrive 35 i (240 kW) *  | | 595 901 085 | | 513 106 020 | | | |
| | | 595 901 085 | | 513 106 020 | | | |
| xDrive 35 i (225 kW) / xDrive 50 i  | | 605 901 095 | | | | | |
| Z1 Roadster | 88 - 91 | | | | | | |
| 2.5 | | | 561 400 060 | | | 560 409 054 | |
| Z3 Roadster (E36) | 95 - 03 | | | | | | |
| 1.8 i / 1.9 i / 2.0 i / 2.2 i / 2.8 i / 3.0 i / M 3.2 / M 3.2 | | 570 901 076 | 577 400 078 | | | 574 012 068 | |
| Z3 Coupe (E36) | 97 - 03 | | | | | | |
| 2.8 i / 3.0 i / M / M | | 570 901 076 | 577 400 078 | | | 574 012 068 | |
| Z4 Roadster (E85) | 03 - 09 | | | | | | |
| 2.0 i / 2.2 i / 2.5 i / 2.5 si / 3.0 i / 3.0 si / M | | 570 901 076 | 577 400 078 | | | | |
| Z4 Coupe (E86) | 06 - 09 | | | | | | |
| 3.0 si / M | | 570 901 076 | 577 400 078 | | | | |
| Z4 Roadster (E89) | 09 → | | | | | | |
| sDrive 18 i / sDrive 20 i / sDrive 23 i / sDrive 28 i / sDrive 30 i / sDrive 35 i / sDrive 35 is *  | | 580 901 080 570 901 076 | | | | | |
| Z8 Roadster (E52) | 00 - 03 | | | | | | |
| 4.9 | | 595 901 085 | 600 402 083 | | | | |
| BRISTOL | | | | | | | |
| 411 | 69 → | | | | | | |
| Series 6 | | | | | | 570 413 063 | |
| BLLENHEIM | 93 - 11 | | | | | | |
| 3 | | | | | | 570 413 063 | |
| BLLENHEIM Convertible | 01 - 11 | | | | | | |
| 5.9 | | | | | | 570 413 063 | |
| BUGATTI | | | | | | | |
| EB 110 | 91 - 96 | | | | | | |
| GT / S | | 595 901 085 | 600 402 083 | | | 595 402 080 | |
| VEYRON EB 16.4 | 03 - 12 | | | | | | |
| 8.0 W16 / 8.0 W16 Super Sport | | 595 901 085 | 600 402 083 | | | 595 402 080 | |
| VEYRON Grand Sport EB 16.4 | 09 → | | | | | | |
| 8.0 W16 / 8.0 W16 Super Sport | | 595 901 085 | 600 402 083 | | | 595 402 080 | |
| BUICK | | | | | | | |
| LESABRE | 99 → | | | | | | |
| 3.8 | | | | | | 570 413 063 | |
| PARK AVENUE | 90 - 96 | | | | | | |
| 3.8 | | | | | | 570 413 063 | |
| PARK AVENUE | 96 - 05 | | | | | | |
| 3.8 Supercharged | | | | | | 570 413 063 | |
| SKYLARK (N) | 79 - 85 | | | | | | |
| 2.8 | | | | | | 570 413 063 | |
| SKYLARK | 84 - 91 | | | | | | |
| 3.3 V6 | | | | | | 570 413 063 | |
| CADILLAC | | | | | | | |
| ATS | 13 → | | | | | | |
| 2.0 / 2.0 AWD | | 570 901 076 | 577 400 078 | | | | |
| 3.6 V | | 580 901 080 | | | | | |
| ATS Coupe | 13 → | | | | | | |
| 2.0 / 2.0 AWD | | 580 901 080 | 585 400 080 | | | | |
| 3.6 V | | 580 901 080 | | | | | |
| BLS | 06 → | | | | | | |
| 1.9 D / 2.0 T / 2.0 T AWD / 2.0 T Flexpower / 2.8 T / 2.8 T AWD | | 570 901 076 | 577 400 078 | | | 574 012 068 | |
| BLS Wagon | 07 → | | | | | | |
| 1.9 D / 2.0 T / 2.0 T AWD / 2.0 T Flexpower / 2.8 T / 2.8 T AWD | | 570 901 076 | 577 400 078 | | | 574 012 068 | |




 FOR CARS WITH START/STOP (MUST REPLACE AGM WITH AGM, EFB WITH EFB)









* PLEASE CHECK AS MORE THAN ONE DIFFERENT SIZE BATTERIES CAN BE FITTED DEPENDING ON: - ELECTRICAL OPTIONS
- CLIMATE REGION
- BUILD OE

|   |  | SILVER dynamic | | | BLUE dynamic | | BLACK dynamic |
|---|---|----------------|-------------|-----|--------------|-------------|---------------|
| | | AGM | SLI | Aux | EFB | SLI | SLI |
| CADILLAC | | | | | | | |
| CTS | 02 - 07 | | | | | | |
| 2.6 / 2.8 / 3.2 / 3.6 | | | | | | 570 413 063 | |
| 5.7 V8 | | | 563 401 061 | | | 560 127 054 | |
| CTS | 08 → | | | | | | |
| 2.8 / 3.0 / 3.0 AWD / 3.6 / 3.6 AWD / 6.2 | | 570 901 076 | 577 400 078 | | | 574 012 068 | |
| CTS Sport Wagon | 08 → | | | | | | |
| 3.0 / 3.0 AWD / 3.6 / 3.6 AWD / 6.2 | | 570 901 076 | 577 400 078 | | | 574 012 068 | |
| CTS Coupe | 08 → | | | | | | |
| 3.0 / 3.0 AWD / 3.6 (237/229 kW) / 3.6 AWD / 6.2 V | | 570 901 076 | 577 400 078 | | | 574 012 068 | |
| 3.6 (223 kW) | | 570 901 076 | 577 400 078 | | | | |
| CTS | 13 → | | | | | | |
| 2.0 Turbo / 2.0 Turbo AWD | | 570 901 076 | 577 400 078 | | | | |
| 6.2 V | | 580 901 080 | | | | | |
| CTS Coupe | 13 → | | | | | | |
| 3.6 | | 580 901 080 | | | | | |
| CT6 | 15 → | | | | | | |
| 3.0 Turbo AWD  | | 595 901 085 | | | | | |
| DEVILLE | 89 - 93 | | | | | | |
| 4.9 Touring | | | 574 402 075 | | | 572 409 068 | 570 144 064 |
| DEVILLE | 93 - 99 | | | | | | |
| 4.6 / 4.6 Concours / 4.9 | | | 574 402 075 | | | 572 409 068 | 570 144 064 |
| DEVILLE | 99 - 05 | | | | | | |
| 4.6 | | | 574 402 075 | | | 572 409 068 | |
| DTS | 05 - 11 | | | | | | |
| 4.6 | | | 574 402 075 | | | 572 409 068 | |
| ELDORADO Coupe | 91 - 02 | | | | | | |
| 4.6 | | | | | | 570 413 063 | |
| ELDORADO Coupe | 87 - 91 | | | | | | |
| 4.5 / 4.9 | | | 574 402 075 | | | 572 409 068 | 570 144 064 |
| ESCALADE Pickup | 06 → | | | | | | |
| 6.2 Flex / 6.2 Flex AWD | | 570 901 076 | 577 400 078 | | | 574 012 068 | |
| ESCALADE | 98 - 06 | | | | | | |
| 5.7 AWD / 6.0 / 6.0 AWD | | | | | | 574 013 068 | |
| ESCALADE | 06 - 14 | | | | | | |
| 6.0 HYBRID (248 kW) / 6.0 HYBRID AWD / 6.2 / 6.2 AWD / 6.2 FLEXFUEL / 6.2 FLEXFUEL AWD | | | | | | 574 013 068 | |
| 6.0 HYBRID (248 kW) | | 570 901 076 | 577 400 078 | | | | |
| ESCALADE | 14 → | | | | | | |
| 6.2 AWD | | 570 901 076 | 577 400 078 | | | | |
| SEVILLE Saloon | 79 - 85 | | | | | | |
| 5.7 D | | | | | | 570 413 063 | |
| SEVILLE II (K) | 85 - 91 | | | | | | |
| 4.5 / 4.5 V8 / 4.9 | | | | | | 570 413 063 | |
| SEVILLE (6K_) | 92 - 97 | | | | | | |
| 4.6 | | | | | | 570 413 063 | |
| SEVILLE | 97 - 04 | | | | | | |
| 4.6 / 4.6 SLS V8 / 4.6 STS V8 | | | | | | 570 413 063 | |
| SRX | 03 - 09 | | | | | | |
| 3.6 / 3.6 AWD / 4.6 / 4.6 AWD | | 570 901 076 | 577 400 078 | | | 574 012 068 | |
| SRX | 09 → | | | | | | |
| 2.8 / 2.8 AWD / 3.0 / 3.0 AWD / 3.6 AWD | | 570 901 076 | 577 400 078 | | | 574 012 068 | |
| STS | 04 - 07 | | | | | | |
| 3.6 / 4.4 Kompressor / 4.4 Kompressor AWD / 4.6 / 4.6 AWD | | 570 901 076 | 577 400 078 | | | 574 012 068 | |
| STS | 07 - 12 | | | | | | |
| 3.6 / 3.6 AWD | | 570 901 076 | 577 400 078 | | | 574 012 068 | |
| XLR | 03 - 09 | | | | | | |
| 4.4 / 4.6 | | | 561 400 060 | | | 560 409 054 | |
| CHERY | | | | | | | |
| A5 | 04 → | | | | | | |
| 1.6 / 2.0 | | | 561 400 060 | | | 560 409 054 | |
| TIGGO | 10 → | | | | | | |
| 1.6 / 1.8 / 2.0 / 2.0 All-wheel Drive / 2.0 All-wheel Drive / S 1.6 | | | | | | 570 413 063 | |

C

 FOR CARS WITH START/STOP (MUST REPLACE AGM WITH AGM, EFB WITH EFB)
 * PLEASE CHECK AS MORE THAN ONE DIFFERENT SIZE BATTERIES CAN BE FITTED DEPENDING ON: - ELECTRICAL OPTIONS
 - CLIMATE REGION
 - BUILD OE














CHEVROLET


|   |  | SILVER dynamic | | | BLUE dynamic | | BLACK dynamic |
|---|---|----------------|-------------|-----|--------------|-------------|---------------|
| | | AGM | SLI | Aux | EFB | SLI | SLI |
| CHEVROLET | | | | | | | |
| ALERO | 99 - 04 | | | | | | |
| 2.2 / 2.4 16V / 3.4 V6 | | | 563 401 061 | | | 560 127 054 | |
| AVEO / KALOS Hatchback (T200) | 03 - 08 | | | | | | |
| 1.2 | | | | | | 560 411 054 | |
| 1.4 / 1.4 16V * | | | | | | 560 411 054 | 545 413 040 |
| AVEO Hatchback (T250, T255) | 06 → | | | | | | |
| 1.2 / 1.2 LPG / 1.4 | | | | | | 560 411 054 | |
| AVEO Saloon (T250, T255) | 05 → | | | | | | |
| 1.2 / 1.2 LPG / 1.4 (69/74 kW) / 1.5 | | | | | | 560 411 054 | |
| 1.4 (61 kW) * | | | | | | 560 411 054 | 545 413 040 |
| AVEO Hatchback (T300) | 11 → | | | | | | |
| 1.2 / 1.2 LPG / 1.4 / 1.6 *  | | | 560 901 068 | | 560 500 064 | 560 411 054 | |
| 1.3 D / 1.4 Turbo  | | | 560 901 068 | | 560 500 064 | | |
| AVEO Saloon (T300) | 11 → | | | | | | |
| 1.2 / 1.4 / 1.6 *  | | | 560 901 068 | | 560 500 064 | 560 411 054 | |
| 1.2 LPG / 1.3 D  | | | 560 901 068 | | 560 500 064 | | |
| BLAZER S10 | 82 - 94 | | | | | | |
| 2.8 AWD / 4.3 | | | | | | 574 013 068 | |
| BLAZER S10 | 93 - 05 | | | | | | |
| 4.3 V6 AWD | | | | | | 574 013 068 | |
| CAMARO | 69 - 81 | | | | | | |
| 5.0 | | | 563 401 061 | | | 560 127 054 | 556 401 048 |
| CAMARO (FP_) | 81 - 92 | | | | | | |
| 5.0 | | | 563 401 061 | | | 560 127 054 | 556 401 048 |
| CAMARO | 92 - 02 | | | | | | |
| 3.4 V6 / 5.7 V8 | | | 563 401 061 | | | 560 127 054 | 556 401 048 |
| 3.8 / 5.7 | | | 563 401 061 | | | 560 127 054 | |
| CAMARO Convertible | 92 - 02 | | | | | | |
| 3.4 / 3.8 | | | 563 401 061 | | | 560 127 054 | 556 401 048 |
| 3.8 V6 | | | 563 401 061 | | | 560 127 054 | |
| CAMARO | 09 - 15 | | | | | | |
| 3.6 / 6.2 | | 580 901 080 | 585 400 080 | | | 580 400 074 | |
| 6.2 ZL1 | | 580 901 080 | 585 400 080 | | | | |
| CAMARO Convertible | 11 → | | | | | | |
| 3.6 (232 kW) / 6.2 | | 580 901 080 | 585 400 080 | | | 580 400 074 | |
| 3.6 (241 kW) | | 580 901 080 | 585 400 080 | | | | |
| CAMARO | 15 → | | | | | | |
| 2.0 Turbo / 6.2 / 6.2 | | 570 901 076 | | | | | |
| CAMARO Convertible | 15 → | | | | | | |
| 2.0 Turbo / 6.2 | | 570 901 076 | | | | | |
| CAPRICE | 76 - 90 | | | | | | |
| 5.7 | | | 563 401 061 | | | 560 127 054 | 556 401 048 |
| CAPTIVA (C100, C140) | 06 → | | | | | | |
| 2.0 D (110 kW) / 2.0 D 4WD (110 kW) * | | | 585 200 080 | | 575 500 073 | 595 405 083 | |
| 2.0 D (120 kW) / 2.0 D 4WD (120 kW) * | | | | | | 595 405 083 | 590 122 072 |
| 2.2 D (120 kW) / 2.2 D 4WD (135 kW) * | | | | | | 595 405 083 | |
| 2.2 D (135 kW)  | | 595 901 085 | | | | 560 411 054 | 590 122 072 |
| 2.2 D 4WD (120 kW) | | | | | | 595 405 083 | |
| 2.4 (123 kW) / 2.4 4WD (100/123 kW) / 2.4 LPG / 2.4 LPG 4WD | | | 563 401 061 | | | 560 411 054 | |
| 2.4 (124 kW) / 2.4 4WD (124 kW) / 3.0 4WD (197 kW) / 3.0 Flexfuel / 3.0 Flexfuel 4WD * | | | | | | 560 411 054 | |
| 3.0 4WD (190 kW) | | | | | | 560 127 054 | |
| 3.2 4WD | | | | | | 570 413 063 | |
| | | | | | | 574 013 068 | |
| COBALT | 11 → | | | | | | |
| 1.5 * | | | | | | 560 409 054 | |
| | | | | | | 560 408 054 | |
| CORSICA (1_69) | 87 - 96 | | | | | | |
| 2.2 / 3.1 | | | 563 401 061 | | | 560 127 054 | 556 401 048 |
| CORVETTE Convertible (1YY) | 83 - 97 | | | | | | |
| 5.6 / 5.7 | | | 563 401 061 | | | 560 127 054 | 556 401 048 |
| CORVETTE | 82 - 97 | | | | | | |
| 5.7 | | | 563 401 061 | | | 560 127 054 | 556 401 048 |
| CORVETTE | 97 - 04 | | | | | | |
| 5.7 | | | 563 401 061 | | | 560 127 054 | |











 FOR CARS WITH START/STOP (MUST REPLACE AGM WITH AGM, EFB WITH EFB)






* PLEASE CHECK AS MORE THAN ONE DIFFERENT SIZE BATTERIES CAN BE FITTED DEPENDING ON: - ELECTRICAL OPTIONS
- CLIMATE REGION
- BUILD OE

|   |  | SILVER dynamic | | | BLUE dynamic | | BLACK dynamic |
|---|---|----------------------------|-------------|-----|--------------|----------------------------|---------------|
| | | AGM | SLI | Aux | EFB | SLI | SLI |
| CHEVROLET | | | | | | | |
| CORVETTE Convertible | 97 - 04 | | | | | | |
| 5.7 | | | 563 401 061 | | | 560 127 054 | |
| CORVETTE (C6) | 04 → | | | | | | |
| 6.0 / Z06 7.0 / Z06 7.0 | | | | | | 574 013 068 | |
| 6.2 | | | 563 401 061 | | | 560 127 054 | |
| 6.2 ZR1 | | | 561 400 060 | | | 560 409 054 | |
| CORVETTE Convertible (C6) | 04 → | | | | | | |
| 6.0 | | | | | | 574 013 068 | |
| 6.2 | | | 563 401 061 | | | 560 127 054 | |
| 6.2 ZR1 / Z06 7.0 | | | 561 400 060 | | | 560 409 054 | |
| CORVETTE (C7) | 13 → | | | | | | |
| 6.2 (321 kW) / 6.2 Z06 | | | 577 400 078 | | | 574 012 068 | |
| 6.2 (343 kW) | | | | | | 574 013 068 | |
| CORVETTE Convertible (C7) | 13 → | | | | | | |
| 6.2 (335 kW) / 6.2 Z06 | | | 577 400 078 | | | 574 012 068 | |
| 6.2 (343 kW) | | | | | | 574 013 068 | |
| CRUZE (J300) | 09 → | | | | | | |
| 1.4 (103 kW) / 1.6 (91/83 kW) / 1.8 | | | 561 400 060 | | | 560 409 054 560 127 054 | |
| 1.4 (74 kW)  | | 570 901 076 | | | | | |
| 1.6 (80 kW) *  | | 580 901 080 | 561 400 060 | | | 560 409 054 560 127 054 | |
| 1.6 (86 kW) *  | | 580 901 080 570 901 076 | 561 400 060 | | 575 500 073 | 560 409 054 560 127 054 | |
| 1.6 (89 kW) | | | 563 401 061 | | | 560 127 054 | |
| 1.7 D / 1.7 TD / 2.0 CDI (110/110 kW) / 2.0 CDI (110/110 kW) *  | | 580 901 080 570 901 076 | 585 200 080 | | 575 500 073 | 580 406 074 | |
| 1.8 LPG *  | | 580 901 080 570 901 076 | 563 401 061 | | 575 500 073 | 560 127 054 | |
| 2.0 CDI (120 kW) *  | | 580 901 080 570 901 076 | | | 575 500 073 | | |
| 2.0 CDI (90 kW) | | | 585 200 080 | | | 580 406 074 | |
| CRUZE Hatchback (J305) | 10 → | | | | | | |
| 1.4 / 1.6 (91 kW) / 1.8 (104 kW) *  | | 580 901 080 570 901 076 | 561 400 060 | | 575 500 073 | 560 409 054 560 127 054 | |
| 1.6 (80 kW) / 1.8 (103 kW) / 1.8 LPG | | | 563 401 061 | | | 560 127 054 | |
| 1.6 (86 kW) | | | 561 400 060 | | | 560 409 054 560 127 054 | |
| 1.7 D / 1.7 TD / 2.0 CDI *  | | 580 901 080 570 901 076 | 585 200 080 | | 575 500 073 | 580 406 074 | |
| CRUZE Station Wagon (J308) | 12 → | | | | | | |
| 1.4 *  | | 580 901 080 570 901 076 | 561 400 060 | | 575 500 073 | 560 409 054 560 127 054 | |
| 1.6 / 1.8 | | | 561 400 060 | | | 560 409 054 560 127 054 | |
| 1.7 TD / 2.0 TD *  | | 580 901 080 570 901 076 | 585 200 080 | | 575 500 073 | 580 406 074 | |
| EPICA (KL1_) | 05 → | | | | | | |
| 2.0 / 2.5 | | | | | | 570 413 063 | |
| 2.0 D | | | | | | 595 405 083 | |
| EVANDA | 05 → | | | | | | |
| 2.0 * | | | | | | 560 411 054 560 127 054 | |
| HHR | 05 - 11 | | | | | | |
| 2.4 | | | 561 400 060 | | | 560 409 054 | |
| IMPALA Saloon | 99 - 05 | | | | | | |
| 3.4 V6 / 3.8 V6 | | | | | | 570 413 063 | |
| KALOS | 05 → | | | | | | |
| 1.2 * | | | | | | 560 411 054 | 545 413 040 |
| KALOS Saloon | 05 → | | | | | | |
| 1.2 / 1.4 16V * | | | | | | 560 411 054 | 545 413 040 |
| LACETTI (J200) | 03 → | | | | | | |
| 1.4 16V / 1.6 / 1.8 | | | 563 401 061 | | | 560 411 054 560 127 054 | |
| 2.0 D | | | | | | 570 413 063 | |
| LACETTI Saloon (J200) | 03 - 13 | | | | | | |
| 1.4 / 1.6 | | | 563 401 061 | | | 560 411 054 560 127 054 | |
| LACETTI Estate (J200) | 05 → | | | | | | |
| 1.6 / 1.8 | | | 563 401 061 | | | 560 411 054 560 127 054 | |

 FOR CARS WITH START/STOP (MUST REPLACE AGM WITH AGM, EFB WITH EFB)
 * PLEASE CHECK AS MORE THAN ONE DIFFERENT SIZE BATTERIES CAN BE FITTED DEPENDING ON: - ELECTRICAL OPTIONS
 - CLIMATE REGION
 - BUILD OE

CHEVROLET > CHRYSLER












|   |  | SILVER dynamic | | | BLUE dynamic | | BLACK dynamic |
|---|---|----------------------------|-------------|-----|--------------|----------------------------|---------------|
| | | AGM | SLI | Aux | EFB | SLI | SLI |
| CHEVROLET | | | | | | | |
| LANOS Saloon | 05 → | | | | | | |
| 1.4 / 1.5 / 1.6 16V | | | 563 401 061 | | | 560 127 054 | |
| LUMINA Saloon | 94 - 01 | | | | | | |
| 3.1 / 3.1 LS | | | | | | 570 413 063 | |
| LUMINA APV MPV | 89 - 96 | | | | | | |
| 2.3 / 3.8 (129 kW) | | | 563 401 061 | | | 570 413 063 560 127 054 | |
| 3.1 / 3.8 (123 kW) | | | | | | 570 413 063 | |
| MALIBU | 77 - 83 | | | | | | |
| 3.7 / 5.0 | | | | | | 570 413 063 | |
| MALIBU (V300) | 12 → | | | | | | |
| 2.0 D / 2.4 | | 595 901 085 | 600 402 083 | | | 595 402 080 | |
| 3.0  | | 570 901 076 | | | | 574 012 068 | |
| MATIZ (M200, M250) | 05 → | | | | | | |
| 0.8 / 0.8 LPG / 1.0 / 1.0 LPG | | | | | | 540 126 033 | |
| NUBIRA Saloon | 05 - 11 | | | | | | |
| 1.4 / 1.6 / 1.8 | | | 563 401 061 | | | 560 127 054 | |
| 2.0 D * | | | | | | 574 013 068 560 127 054 | |
| NUBIRA Estate | 05 - 11 | | | | | | |
| 1.6 / 1.8 | | | 563 401 061 | | | 560 127 054 | |
| 2.0 D * | | | | | | 574 013 068 560 127 054 | |
| ORLANDO (J309) | 10 → | | | | | | |
| 1.4 *  | | 580 901 080 570 901 076 | 563 401 061 | | 575 500 073 | 560 127 054 | |
| 1.8 / 1.8 LPG / 2.0 LPG | | | 563 401 061 | | | 560 127 054 | |
| 2.0 D (96 kW) | | | 585 200 080 | | | 580 406 074 | |
| 2.0 D (120 kW) *  | | 580 901 080 570 901 076 | 585 200 080 | | 575 500 073 | 580 406 074 | |
| REZZO MPV (U100) | 05 → | | | | | | |
| 1.6 / 2.0 | | | 563 401 061 | | | 560 127 054 | |
| SPARK | 00 - 04 | | | | | | |
| 0.8 | | | | | | 540 126 033 | |
| SPARK | 05 → | | | | | | |
| 0.8 / 1.0 SX (46/49 kW) | | | | | | 540 126 033 | |
| 1.0 SX (44 kW) | | | | | | 540 127 033 | |
| SPARK (M300) | 09 → | | | | | | |
| 1.0 (50 kW) / 1.2 (60 kW) / 1.2 LPG | | | 554 400 053 | | | 552 400 047 540 126 033 | |
| 1.0 (48 kW) / 1.2 (64 kW) * | | | | | | 544 401 042 540 126 033 | |
| 1.0 LPG | | | 554 400 053 | | | 552 400 047 540 127 033 | |
| SPARK (M400) | 15 → | | | | | | |
| 1.0 / 1.4 * | | | | | | 544 401 042 540 126 033 | |
| TAHOE (GMT400) | 94 - 99 | | | | | | |
| 5.7 / 5.7 AWD / 6.5 TDic / 6.5 TDic AWD | | | 574 402 075 | | | 572 409 068 | 570 144 064 |
| TAHOE (B2W) | 99 - 06 | | | | | | |
| 4.8 V8 / 5.3 / 5.3 AWD / 5.3 V8 AWD / 6.0 V8 | | | 574 402 075 | | | 572 409 068 | |
| TRAILBLAZER (KC_) | 01 - 09 | | | | | | |
| 4.2 AWD | | | 563 401 061 | | | 560 127 054 | |
| TRANS SPORT | 96 - 05 | | | | | | |
| 3.4 / 3.4 V6 / 3.4 V6 AWD | | | 563 401 061 | | | 560 127 054 | |
| TRAX | 12 → | | | | | | |
| 1.4 / 1.4 AWD / 1.4 LPG / 1.6 / 1.7 TD / 1.7 TD AWD / 1.8  | | 570 901 076 | | | | | |
| 1.8 AWD *  | | 570 901 076 | | | | 560 408 054 | |
| VOLT | 11 → | | | | | | |
| EV 150 | | 560 901 068 | | | | | |
| CHRYSLER | | | | | | | |
| CROSSFIRE | 03 - 08 | | | | | | |
| 3.2 / SRT-6 | | 570 901 076 | 577 400 078 | | | 574 012 068 | |
| CROSSFIRE Roadster | 04 - 08 | | | | | | |
| 3.2 / SRT-6 | | 570 901 076 | 577 400 078 | | | 574 012 068 | |
| DAYTONA Coupe | 84 - 92 | | | | | | |
| 2.2 i Turbo / 2.5 i Turbo | | | | | | 570 413 063 | |

|   |  | SILVER dynamic | | | BLUE dynamic | | BLACK dynamic |
|---|---|----------------|-------------|-----|--------------|----------------------------|---------------|
| | | AGM | SLI | Aux | EFB | SLI | SLI |
| CHRYSLER | | | | | | | |
| DELTA | 11 → | | | | | | |
| 1.4 / 1.4 16V / 1.6 D Multijet  | | 560 901 068 | 563 400 061 | | 560 500 064 | 560 408 054 | |
| 2.0 D Multijet  | | 570 901 076 | 577 400 078 | | 570 500 076 | 574 012 068 | |
| GRAND VOYAGER V (RT) | 07 → | | | | | | |
| 2.8 CRD (120 kW) | | | 574 402 075 | | | 572 409 068 | |
| 2.8 CRD (132 kW) / 3.6 (208/208 kW) / 3.6 (208/208 kW) | | 595 901 085 | 600 402 083 | | | 595 402 080 | |
| 3.3 / 3.8 | | | | | | 574 013 068 | |
| 3.6 (211 kW) * | | 580 901 080 | 600 402 083 | | | 580 400 074 | |
| LE BARON Saloon | 86 - 94 | | | | | | |
| 2.2 i / 2.2 i Turbo / 2.5 i / 2.5 i Turbo / 3.0 i V6 | | | | | | 570 413 063 | |
| LE BARON Coupe | 86 - 93 | | | | | | |
| 3.0 i V6 | | | 561 400 060 | | | 560 409 054 | |
| LE BARON Convertible | 86 - 97 | | | | | | |
| 2.2 i Turbo / 2.5 i / 2.5 i Turbo / 3.0 i V6 | | | | | | 570 413 063 | |
| NEW YORKER | 92 - 98 | | | | | | |
| 3.5 i 24V * | | | | | | 574 012 068 570 413 063 | 570 409 064 |
| NEON (PL) | 94 - 00 | | | | | | |
| 1.8 16V / 2.0 16V (109 kW) | | | 563 401 061 | | | 560 127 054 | 556 401 048 |
| 2.0 16V (98 kW) | | | | | | 570 412 063 | |
| NEON II | 99 - 06 | | | | | | |
| 1.6 / 1.8 / 2.0 16V / 2.0 16V R/T | | | 554 400 053 | | | 570 413 063 552 400 047 | |
| PT CRUISER (PT_) | 00 - 10 | | | | | | |
| 1.6 | | | 561 400 060 | | | 560 409 054 | |
| 2.0 / 2.4 / GT 2.4 / GT 2.4 | | | 563 400 061 | | | 560 408 054 | |
| PT CRUISER Convertible | 00 - 10 | | | | | | |
| 2.4 / 2.4 GT | | | 563 400 061 | | | 560 408 054 | |
| SARATOGA | 89 - 95 | | | | | | |
| 2.5 / 3.0 | | | 563 400 061 | | | 560 408 054 | |
| SEBRING Coupe (FJ) | 95 - 00 | | | | | | |
| 2.5 LE | | | 563 401 061 | | | 560 127 054 | |
| SEBRING (JR) | 00 - 07 | | | | | | |
| 2.4 | | | 563 401 061 | | | 560 127 054 | |
| SEBRING Convertible (JR) | 01 - 07 | | | | | | |
| 2.4 | | | 563 401 061 | | | 560 127 054 | |
| SEBRING (JS) | 06 - 10 | | | | | | |
| 2.7 VVT | | | 563 401 061 | | | 560 127 054 | |
| SEBRING Convertible (JS) | 07 - 10 | | | | | | |
| 2.4 VVT / 2.7 VVT | | | 563 401 061 | | | 560 127 054 | |
| STRATUS (JA) | 94 - 01 | | | | | | |
| 2.0 16V / 2.0 LE / 2.4 16V / 2.4 16V / 2.5 LX V6 / 2.5 V6 | | | 563 401 061 | | | 560 127 054 | |
| STRATUS Convertible (JX) | 96 - 01 | | | | | | |
| 2.0 LE / 2.5 LX | | | 563 401 061 | | | 560 127 054 | |
| VIPER | 92 - 98 | | | | | | |
| 8.0 | | | | | | 574 013 068 | |
| VIPER Convertible | 91 - 98 | | | | | | |
| 8.0 | | | | | | 574 013 068 | |
| VISION | 93 - 97 | | | | | | |
| 3.5 TS <i>i</i> | | | 563 401 061 | | | 560 127 054 | |
| VOYAGER I (AS) | 84 - 90 | | | | | | |
| 3.0 | | | | | | 570 413 063 | |
| 3.3 | | | | | | 574 013 068 | |
| VOYAGER II (ES) | 90 - 95 | | | | | | |
| 2.5 i (72 kW) / 3.0 i / 3.3 i / 3.3 i AWD (120 kW) | | | | | | 574 013 068 | |
| 2.5 i (74 kW) / 3.0 / 3.3 i AWD (110 kW) | | | | | | 570 413 063 | |
| 2.5 TD | | 595 901 085 | 600 402 083 | | | 595 402 080 | 590 122 072 |
| VOYAGER / GRAND VOYAGER III (GS) | 95 - 01 | | | | | | |
| 2.0 i / 2.4 AWD / 2.4 i / 2.5 TD / 2.5 TD <i>c</i> AWD / 3.0 / 3.3 i / 3.8 i AWD | | | | | | 574 013 068 | |
| VOYAGER IV (RG, RS) | 99 - 08 | | | | | | |
| 2.4 / 2.5 CRD / 2.8 CRD / 3.3 / 3.3 AWD / 3.3 Flex-Fuel / 3.8 / 3.8 AWD | | | | | | 574 013 068 | |
| YPSILON | 11 → | | | | | | |
| 0.9 Twinair / 1.2 / 1.3 Multijet | | 560 901 068 | | | 560 500 064 | | |
| 300 C (LX, LE) | 04 → | | | | | | |
| 2.7 / 3.5 / 5.7 / 6.1 SRT8 | | | 585 200 080 | | | 580 406 074 | |

 FOR CARS WITH START/STOP (MUST REPLACE AGM WITH AGM, EFB WITH EFB)

* PLEASE CHECK AS MORE THAN ONE DIFFERENT SIZE BATTERIES CAN BE FITTED DEPENDING ON:
 - ELECTRICAL OPTIONS
 - CLIMATE REGION
 - BUILD OE





















CHRYSLER > CITROËN

|   |  | SILVER dynamic | | | BLUE dynamic | | BLACK dynamic |
|--|---|----------------|----------------------------|-----|--------------|-------------|---------------|
| | | AGM | SLI | Aux | EFB | SLI | SLI |
| CHRYSLER | | | | | | | |
| 300 C (LX, LE) | 04 → | | | | | | |
| 3.0 CRD / 3.0 V6 CRD | | 595 901 085 | 600 402 083 | | | 595 402 080 | |
| 300 C Touring (LX, LE) | 04 - 10 | | | | | | |
| 2.7 / 3.5 / 3.5 AWD / 5.7 / 5.7 AWD / 6.1 SRT8 | | | 585 200 080 | | | 580 406 074 | |
| 3.0 CRD | | 595 901 085 | 600 402 083 | | | 595 402 080 | |
| 300C | 10 → | | | | | | |
| 3.0 CRD | | 595 901 085 | 600 402 083 | | | | |
| 3.6 / 3.6 AWD / 6.4 / 3.6 AWD * | | | 600 402 083 | | | 580 400 074 | |
| 300 M (LR) | 98 - 04 | | | | | | |
| 2.7 V6 24V / 3.5 V6 24V | | | 563 401 061 | | | 560 127 054 | |
| CITROËN | | | | | | | |
| AX (ZA-) | 86 - 98 | | | | | | |
| 10 / 10 E / 11 / 11 4x4 / 11 Cat / 1.3 Sport / 14 / 1.4 4x4 / 14 4x4 / 1.4 Allure / 14 GT / 1.4 GTi / Electric | | | 554 400 053 | | | 552 400 047 | 545 412 040 |
| 14 D / 15 D | | | 563 400 061 | | | 560 408 054 | 556 400 048 |
| BERLINGO / BERLINGO FIRST MPV (MF, GJK, GFK) | 96 - 11 | | | | | | |
| 1.1 i / 1.4 / 1.4 bivalent / 1.4 i bivalent / 1.4 i / 1.6 16V / Electric | | | 554 400 053 | | | 552 400 047 | |
| 1.6 HDi 75 / 1.6 HDi 90 / 1.8 D / 1.8 i 4WD / 1.8 i / électrique | | | 563 400 061 | | | 560 408 054 | |
| 1.9 D 4WD / 1.9 D / 2.0 HDi 4x4 / 2.0 HDi 90 | | | 577 400 078 | | | 574 012 068 | |
| BERLINGO / BERLINGO FIRST Box (M_) | 96 - 11 | | | | | | |
| 1.1 i / 1.4 bivalent / 1.4 i bivalent / 1.4 i / 1.6 16V / 1.6 16V / 1.8 i / 1.8 i / Electric | | | 554 400 053 | | | 552 400 047 | |
| 1.6 HDi 75 / 1.8 D | | | 563 400 061 | | | 560 408 054 | |
| 1.6 HDi 90 / 1.9 D 70 4WD / 1.9 D 70 / 1.9 D / 2.0 HDi 90 4WD / 2.0 HDi 90 | | | 577 400 078 | | | 574 012 068 | |
| BERLINGO (B9) | 08 → | | | | | | |
| 1.2 PureTech 110 / 1.6 BlueHDi 100 / 1.6 HDi 75 / BlueHDi 75 *  | | 570 901 076 | 563 400 061 | | | 560 408 054 | |
| 1.6 | | | 554 400 053 | | | 552 400 047 | |
| 1.6 BlueHDi 120  | | 570 901 076 | | | | | |
| 1.6 HDi 110 / 1.6 HDi 115 / 1.6 HDi 75 16V / 1.6 HDi 90 (66 kW) * | | | 577 400 078 563 400 061 | | | | |
| 1.6 HDi 115 4x4 / 1.6 HDi 90 4x4 / 1.6 VTi 120 / 1.6 VTi 95 | | | 563 400 061 | | | 560 408 054 | |
| 1.6 HDi 90 (68 kW)  | | 570 901 076 | 577 400 078 563 400 061 | | | | |
| BERLINGO Box (B9) | 08 → | | | | | | |
| 1.6 / Electric | | | 554 400 053 | | | 552 400 047 | |
| 1.6 BlueHDi 100 / 1.6 HDi 115 4x4 / 1.6 HDi 75 4x4 / 1.6 HDi 90 / 1.6 HDi 90 16V / 1.6 HDi 90 4x4 / 1.6 HDi / BlueHDi 75 *  | | 570 901 076 | 563 400 061 | | | 560 408 054 | |
| 1.6 BlueHDi 100 4x4 *  | | 570 901 076 | 563 400 061 | | 570 500 076 | 560 408 054 | |
| 1.6 BlueHDi 120  | | 570 901 076 | | | | | |
| 1.6 HDi 110 / 1.6 HDi 115 / 1.6 HDi 75 / 1.6 VTi 120 / 1.6 VTi 95 | | | 563 400 061 | | | 560 408 054 | |
| BERLINGO Platform/Chassis (B9) | 08 → | | | | | | |
| 1.6 BlueHDi 100 *  | | 570 901 076 | 563 400 061 | | | 560 408 054 | |
| 1.6 HDi 90 16V / 1.6 HDi 92 | | | 563 400 061 | | | 560 408 054 | |
| BX (XB-) | 82 - 94 | | | | | | |
| 11 / 14 / 14 E / 15 / 16 / 1.6 / 16 E / 16 E | | | 554 400 053 | | | 552 400 047 | 545 412 040 |
| 1.8 D / 19 D / 1.9 RD 4x4 / TRD Turbo | | | 577 400 078 | | | 574 012 068 | 570 409 064 |
| 19 / 1.9 All-wheel Drive / 19 E / 19 E 4x4 / 19 GTi / 19 GTi 16V / 19 GTi 4x4 | | | 563 400 061 | | | 560 408 054 | 556 400 048 |
| BX Break (XB-) | 83 - 94 | | | | | | |
| 14 / 1.4 / 15 / 16 | | | 554 400 053 | | | 552 400 047 | 545 412 040 |
| 1.6 / 19 4x4 (78 kW) / 1.9 TZi | | 560 901 068 | 563 400 061 | | | 560 408 054 | 556 400 048 |
| 18 D / 1.9 D / 19 D / 1.9 DT TXD / TRD Turbo | | | 577 400 078 | | | 574 012 068 | 570 409 064 |
| 19 / 19 4x4 (80 kW) / 19 Cat | | | 563 400 061 | | | 560 408 054 | 556 400 048 |
| C-CROSSER (EP) | 07 → | | | | | | |
| 2.0 / 2.0 All-wheel Drive / 2.2 HDi / 2.4 16V | | | | | | 595 404 083 | |
| C-CROSSER ENTERPRISE | 09 → | | | | | | |
| 2.2 HDi / 2.4 16V | | | | | | 595 404 083 | |
| C-ELYSEE | 12 → | | | | | | |
| 1.2 VTi 72 / 1.6 VTi 115 | | | 554 400 053 | | | 552 400 047 | |
| 1.2 VTi 82 * | | 570 901 076 | 554 400 053 | | | 552 400 047 | |
| 1.6 BlueHDi 100  | | 570 901 076 | | | | | |
| 1.6 HDi 92 | | 560 901 068 | 563 400 061 | | | | |
| CX I (MA) | 74 - 85 | | | | | | |
| 2000 / 2200 / 2400 / 2400 GTi / 25 GTi Turbo 2 / 25 TRi | | | 563 400 061 | | | 560 408 054 | 556 400 048 |
| 2500 D / 25 D Turbo | | | 577 400 078 | | | 574 012 068 | 570 409 064 |
| CX I Break (MA) | 75 - 85 | | | | | | |
| 2000 / 2200 / 2400 / 2400 GTi / 25 TRi | | | 563 400 061 | | | 560 408 054 | 556 400 048 |



 FOR CARS WITH START/STOP (MUST REPLACE AGM WITH AGM, EFB WITH EFB)






















* PLEASE CHECK AS MORE THAN ONE DIFFERENT SIZE BATTERIES CAN BE FITTED DEPENDING ON: - ELECTRICAL OPTIONS
- CLIMATE REGION
- BUILD OE

|   |  | SILVER <i>dynamic</i> | | | BLUE <i>dynamic</i> | | BLACK <i>dynamic</i> |
|---|---|--------------------------|-------------|-------------|------------------------|-------------|-------------------------|
| | | AGM | SLI | Aux | EFB | SLI | SLI |
| CITROËN | | | | | | | |
| CX I Break (MA) | 75 - 85 | | | | | | |
| 2500 D / 2500 D Turbo | | | 577 400 078 | | | 574 012 068 | 570 409 064 |
| CX II | 85 - 92 | | | | | | |
| 20 RE / 22 TRS / 25 GTi / 25 GTi Turbo 2 / 25 TRi | | | 563 400 061 | | | 560 408 054 | 556 400 048 |
| 25 D / 25 D Turbo | | | 577 400 078 | | | 574 012 068 | 570 409 064 |
| CX II Break | 85 - 92 | | | | | | |
| 20 / 22TRS / 22 TRS / 25 i / 25 TRi | | | 563 400 061 | | | 560 408 054 | 556 400 048 |
| 2500 D Turbo / 25 D / 25 D Turbo 2 | | | 577 400 078 | | | 574 012 068 | 570 409 064 |
| C15 (VD-) | 84 - 06 | | | | | | |
| 1.0 / 1.0 E / 1.1 / 1.1 i / 1.3 / 1.4 / 1.4 E / 1.4 i | | | 554 400 053 | | | 552 400 047 | 545 412 040 |
| 1.8 D / 1.9 D | | | 563 400 061 | | | 560 408 054 | |
| C1 (PM_, PN_) | 05 - 14 | | | | | | |
| 1.0 | | | | | | 544 401 042 | |
| 1.4 HDi | | | 554 400 053 | | | 552 400 047 | |
| C1 II (PA_, PS_) | 14 → | | | | | | |
| 1.0 VTi 68 *  | | 560 901 068 | 554 400 053 | | 560 500 064 | 552 400 047 | |
| 1.2 VTi 82 | | | 554 400 053 | | | 552 400 047 | |
| C2 (JM_) | 03 → | | | | | | |
| 1.1 / 1.4 (55 kW) / 1.6 *  | | 560 901 068 | 554 400 053 | | 560 500 064 | 552 400 047 | |
| 1.4 (54 kW) / 1.4 16V / 1.6 VTS / 1.6 VTS *  | | 560 901 068 | 554 400 053 | 513 106 020 | 560 500 064 | 552 400 047 | |
| | | 560 901 068 | 554 400 053 | 513 106 020 | 560 500 064 | 552 400 047 | |
| 1.4 HDi / 1.6 HDi  | | 560 901 068 | 563 400 061 | | 560 500 064 | 560 408 054 | |
| C2 ENTERPRISE (JG_) | 09 → | | | | | | |
| 1.4 HDi  | | 560 901 068 | 563 400 061 | | 560 500 064 | 560 408 054 | |
| C3 I (FC_, FN_) | 02 → | | | | | | |
| 1.1 i / 1.4 i / 1.4 i Bivalent / 1.4 i / 1.6 16V / 1.6 16V *  | | 560 901 068 | 554 400 053 | | 560 500 064 | 552 400 047 | |
| 1.4 16V *  | | 560 901 068 | 554 400 053 | 513 106 020 | 560 500 064 | 552 400 047 | |
| | | 560 901 068 | 554 400 053 | 513 106 020 | 560 500 064 | 552 400 047 | |
| 1.4 16V HDi / 1.4 HDi / 1.6 16V HDi | | | 563 400 061 | | | 560 408 054 | |
| 1.4 Bioflex / 1.6 Bioflex / 1.6 Bioflex | | | 554 400 053 | | | 552 400 047 | |
| C3 II (SC_) | 09 → | | | | | | |
| 1.0 VTi 68 / 1.1 / 1.4 / 1.4 LPG / 1.4 VTi 95 / 1.6 VTi 120 | | | 554 400 053 | | | 552 400 047 | |
| 1.1 BiFuel *  | | 570 901 076 | 554 400 053 | | | 552 400 047 | |
| 1.2 THP 110 / 1.6 BlueHDi 100 / 1.6 BlueHDi 75 / 1.6 HDi 115  | | 570 901 076 | | | | | |
| 1.2 VTi 82 *  | | 570 901 076 | | | | 560 408 054 | 552 400 047 |
| | | | | | | 560 408 054 | |
| 1.4 HDi 70 / 1.6 HDi / 1.6 HDi 110 *  | | 570 901 076 | 563 400 061 | | | 560 408 054 | |
| 1.6 HDi 90 | | | 563 400 061 | | | 560 408 054 | |
| C3 III (SX) | 16 → | | | | | | |
| 1.2 THP 110 / 1.6 BlueHDi 100 / 1.6 BlueHDi 75 *  | | 570 901 076 | | | 570 500 076 | 560 408 054 | |
| 1.2 VTi 68 / 1.2 VTi 82 * | | | | | 570 500 076 | 560 408 054 | |
| C3 Pluriel (HB_) | 03 → | | | | | | |
| 1.4 / 1.4 HDi / 1.6 | | | 554 400 053 | | | 552 400 047 | |
| 1.4 Hybrid | | | 563 400 061 | | | 560 408 054 | |
| C3 Picasso | 09 → | | | | | | |
| 1.2 THP 110 | | | 554 400 053 | | | 560 408 054 | 552 400 047 |
| 1.4 VTi 95 | | | 554 400 053 | | | 552 400 047 | |
| 1.4 VTi 95 LPG / 1.6 VTi / 1.6 VTi 120 | | | 563 400 061 | | | 560 408 054 | |
| 1.6 BlueHDi 100 *  | | 570 901 076 | | | | 560 408 054 | |
| 1.6 HDi / 1.6 HDi 110 / 1.6 HDi 115 * | | | 577 400 078 | | | 560 408 054 | |
| | | | 563 400 061 | | | | |
| 1.6 HDi 90 *  | | 570 901 076 | 577 400 078 | | | 560 408 054 | |
| C4 I (LC_) | 04 - 13 | | | | | | |
| 1.4 16V / 1.6 16V / 1.6 Flex | | | 554 400 053 | | | 552 400 047 | |
| 1.6 16V Bio-Flex | | | 563 400 061 | | | 560 408 054 | |
| 1.6 HDi / 1.6 THP 140 / 1.6 THP 150 / 1.6 VTi 120 / 2.0 16V | | 560 901 068 | 563 400 061 | | | 560 408 054 | |
| 2.0 HDi | | | 577 400 078 | | | 574 012 068 | |
| C4 II (B7) | 09 → | | | | | | |
| 1.2 THP 110 / 1.2 THP 130 / 1.6 BlueHDi 100 / 1.6 BlueHDi 115 / 1.6 BlueHDi 120  | | 570 901 076 | | | 570 500 076 | | |
| 1.4 VTi 95 | | | 554 400 053 | | | 552 400 047 | |
| 1.6 HDi 110 / 1.6 HDi 115 / 1.6 HDi 90 *  | | 570 901 076 | 563 400 061 | | 570 500 076 | 560 408 054 | |
| 1.6 THP 155 / 1.6 VTi 120 / 1.6 VTi 120 LPG | | 560 901 068 | 563 400 061 | | | 560 408 054 | |
| 2.0 HDi / BlueHDi 150  | | 570 901 076 | 577 400 078 | | 570 500 076 | 574 012 068 | |
| C4 Saloon | 06 → | | | | | | |
| 1.6 16V | | | 554 400 053 | | | 552 400 047 | |
| 1.6 HDi | | | 563 400 061 | | | 560 408 054 | |

 FOR CARS WITH START/STOP (MUST REPLACE AGM WITH AGM, EFB WITH EFB)

* PLEASE CHECK AS MORE THAN ONE DIFFERENT SIZE BATTERIES CAN BE FITTED DEPENDING ON: - ELECTRICAL OPTIONS
- CLIMATE REGION
- BUILD OE














CITROËN

|   |  | SILVER dynamic | | | BLUE dynamic | | BLACK dynamic |
|--|---|----------------|----------------------------|-----|--------------|-------------|---------------|
| | | AGM | SLI | Aux | EFB | SLI | SLI |
| CITROËN | | | | | | | |
| C4 Saloon | 06 → | | | | | | |
| 2.0 16V | | 560 901 068 | 563 400 061 | | | 560 408 054 | |
| C4 Coupe (LA_) | 04 - 13 | | | | | | |
| 1.4 16V / 1.6 16V | | | 554 400 053 | | | 552 400 047 | |
| 1.6 HDi / 1.6 THP 150 / 1.6 VTi 120 / 2.0 16V / 2.0 VTR | | | 563 400 061 | | | 560 408 054 | |
| 2.0 HDi | | | 577 400 078 | | | 574 012 068 | |
| C4 Picasso I MPV (UD_) | 06 - 13 | | | | | | |
| 1.6 16V / 1.6 THP 140 / 1.6 THP 155 / 1.8 Bifuel / 1.8 i 16V / 2.0 i 16V (103/103 kW) / 2.0 i 16V (103/103 kW) | | | 563 400 061 | | | 560 408 054 | |
| 1.6 HDi / 1.6 HDi 110 / 2.0 HDi 138 / 2.0 HDi 150  | | 570 901 076 | 577 400 078 | | | 574 012 068 | |
| 1.6 VTi 120 / 2.0 i 16V (105 kW) *  | | 570 901 076 | 563 400 061 | | | 560 408 054 | |
| 2.0 HDi 165 | | | 577 400 078 | | | 574 012 068 | |
| C4 Picasso II | 13 → | | | | | | |
| 1.2 THP 110 / 1.6 THP 150 *  | | 570 901 076 | | | 570 500 076 | 560 408 054 | |
| 1.2 THP 130 / 1.6 HDi 90 / 1.6 THP 155 / 1.6 VTi 120 / 2.0 BlueHDi 135 *  | | 570 901 076 | 563 400 061 | | 570 500 076 | 560 408 054 | |
| 1.6 BlueHDi 100 / 1.6 BlueHDi 120 / 1.6 HDi / BlueHDi 115 / 1.6 THP 165  | | 570 901 076 | | | 570 500 076 | | |
| 2.0 BlueHDi 135 Hybrid / 2.0 BlueHDi 150  | | 570 901 076 | | | | | |
| C4 Grand Picasso I (UA_) | 06 → | | | | | | |
| 1.6 16V / 1.6 THP 155 / 1.6 VTi 120 / 1.8 i 16V | | | 563 400 061 | | | 560 408 054 | |
| 1.6 HDi / 2.0 i 16V (103 kW) * | | | 577 400 078 563 400 061 | | | 560 408 054 | |
| 1.6 HDi 110  | | 570 901 076 | 577 400 078 563 400 061 | | | 560 408 054 | |
| 2.0 HDi 138 / 2.0 HDi 150 / 2.0 HDi 165 / 2.0 i 16V (105/105 kW) / 2.0 i 16V (105/105 kW) | | 560 901 068 | 563 400 061 | | | 560 408 054 | |
| C4 Grand Picasso II | 13 → | | | | | | |
| 1.2 THP 130 / 1.6 BlueHDi 100 / 1.6 BlueHDi 120 / 1.6 HDi / BlueHDi 115 / 1.6 THP 165 / 2.0 BlueHDi 135 / 2.0 BlueHDi 135 Hybrid / 2.0 BlueHDi 150  | | 570 901 076 | | | | | |
| 1.6 HDi 90  | | 570 901 076 | | | 570 500 076 | | |
| 1.6 THP 150 *  | | 570 901 076 | | | 570 500 076 | 560 408 054 | |
| 1.6 THP 155 / 1.6 VTi 120 *  | | 570 901 076 | 563 400 061 | | 570 500 076 | 560 408 054 | |
| C4 AIRCROSS | 10 → | | | | | | |
| 1.6 / 1.6 HDi 115 / 1.6 HDi 115 AWC / 1.8 HDi 150 / 1.8 HDi 150 AWC  | | 570 901 076 | | | 570 500 076 | | |
| C4 CACTUS | 14 → | | | | | | |
| 1.2 THP 110 / 1.2 VTi 82 *  | | 570 901 076 | 563 400 061 | | | 560 408 054 | |
| 1.2 VTi 75 | | | 563 400 061 | | | 560 408 054 | |
| 1.6 BlueHDi 100 / 1.6 HDi 90  | | 570 901 076 | | | | | |
| C5 I (DC_) | 01 - 05 | | | | | | |
| 1.8 16V / 2.0 16V / 2.0 16V HPi / 2.0 16V | | 560 901 068 | 563 400 061 | | | 560 408 054 | |
| 2.0 HDi / 2.2 HDi / 3.0 V6 / 3.0 V6 | | 570 901 076 | 577 400 078 | | | 574 012 068 | |
| C5 I Break (DE_) | 01 - 04 | | | | | | |
| 1.8 16V / 2.0 16V / 2.0 16V HPi / 2.0 16V / 3.0 Carlsson | | 560 901 068 | 563 400 061 | | | 560 408 054 | |
| 2.0 HDi / 2.2 HDi / 3.0 V6 | | 570 901 076 | 577 400 078 | | | 574 012 068 | |
| C5 II (RC_) | 04 → | | | | | | |
| 1.6 HDi / 2.0 HDi / 2.2 HDi / 3.0 V6 / 3.0 V6 | | 570 901 076 | 577 400 078 | | | 574 012 068 | |
| 1.8 16V / 2.0 16V / 2.0 16V | | 560 901 068 | 563 400 061 | | | 560 408 054 | |
| C5 II Break (RE_) | 04 → | | | | | | |
| 1.6 HDi / 2.0 HDi / 2.2 HDi / 3.0 / 3.0 V6 / 3.0 V6 | | 570 901 076 | 577 400 078 | | | 574 012 068 | |
| 1.8 16V (92 kW) | | 560 901 068 | 563 400 061 | | | 560 408 054 | |
| 1.8 16V (85 kW) / 2.0 16V / 2.0 16V | | 560 901 068 | 563 400 061 | | | | |
| C5 III (RD_) | 08 → | | | | | | |
| 1.6 HDi 110 (80 kW) / 2.0 HDi / 2.0 HDi 140 / 2.0 HDi 165 / 2.2 HDi / 2.2 HDi 200 / 2.7 HDi / 3.0 V6 | | 570 901 076 | 577 400 078 | | | 574 012 068 | |
| 1.6 HDi 110 (82 kW) / 1.6 HDi 115 *  | | 570 901 076 | 577 400 078 | | 570 500 076 | 560 408 054 | |
| 1.6 THP 150 / 1.6 THP 155 / 1.6 VTi 120 / 1.8 16V / 2.0 16V / 2.0 16V BioFlex / 2.0 16V BioFlex | | 560 901 068 | 563 400 061 | | | 560 408 054 | |
| 2.0 HDi 150 / BlueHDi 150 / 2.0 HDi 180  | | 570 901 076 | | | 570 500 076 | | |
| 3.0 HDi 240 | | 595 901 085 | | | | | |
| C5 III Break (RW_) | 08 → | | | | | | |
| 1.6 HDi 110 (80 kW) / 2.0 HDi / 2.0 HDi 140 / 2.0 HDi 165 / 2.2 HDi / 2.2 HDi 200 / 2.7 HDi / 3.0 V6 | | 570 901 076 | 577 400 078 | | | 574 012 068 | |
| 1.6 HDi 110 (82 kW) / 1.6 HDi 115 *  | | 570 901 076 | 577 400 078 | | 570 500 076 | 560 408 054 | |
| 1.6 THP 150 / 1.6 THP 155 / 1.6 VTi 120 / 1.8 16V / 2.0 16V / 2.0 16V BioFlex / 2.0 16V | | 560 901 068 | 563 400 061 | | | 560 408 054 | |
| 2.0 HDi 150 / BlueHDi 150 / 2.0 HDi 180 / 2.2 HDi 165  | | 570 901 076 | | | 570 500 076 | | |
| 3.0 HDi 240 | | 595 901 085 | 600 402 083 | | | | |



 FOR CARS WITH START/STOP (MUST REPLACE AGM WITH AGM, EFB WITH EFB)













* PLEASE CHECK AS MORE THAN ONE DIFFERENT SIZE BATTERIES CAN BE FITTED DEPENDING ON: - ELECTRICAL OPTIONS
- CLIMATE REGION
- BUILD OE

|   |  | SILVER dynamic | | | BLUE dynamic | | BLACK dynamic |
|---|---|----------------|-------------|-----|--------------|-------------|---------------|
| | | AGM | SLI | Aux | EFB | SLI | SLI |
| CITROËN | | | | | | | |
| C6 (TD_) | 05 → | | | | | | |
| 2.2 HDi / 2.7 HDi / 3.0 V6 / 3.0 V6 | | 570 901 076 | 577 400 078 | | | 574 012 068 | |
| 3.0 HDi | | 595 901 085 | | | | | |
| C8 (EA_, EB_) | 02 → | | | | | | |
| 2.0 / 2.0 16V (103 kW) / 2.0 HDi / 2.0 HDi 135 / 2.0 HDi 165 / 2.2 / 2.2 HDi / 3.0 V6 | | 570 901 076 | 577 400 078 | | | 574 012 068 | |
| 2.0 16V (104 kW) | | 560 901 068 | 563 400 061 | | | 560 408 054 | |
| C-ZERO | 10 → | | | | | | |
| C-Zero | | | | | | 540 126 033 | |
| DS3 | 09 - 15 | | | | | | |
| 1.2 THP 110 / 1.6 / 1.6 BlueHDi 100 / 1.6 BlueHDi 120 / 1.6 BlueHDi 75 / 1.6  | | 570 901 076 | | | | | |
| 1.2 VTi 82 / 1.4 HDi 70 / 1.6 HDi 110 / 1.6 HDi 115 / 1.6 HDi 90 / 1.6 THP 165 / 1.6 THP 165 *  | | 570 901 076 | 563 400 061 | | | 560 408 054 | |
| 1.4 VTi 95 / 1.4 VTi 95 LPG / 1.4 VTi 98 / 1.6 Racing (149 kW) / 1.6 THP 155 / 1.6 VTi 120 | | | 554 400 053 | | | 552 400 047 | |
| 1.6 Racing (152 kW) | | | 563 400 061 | | | 560 408 054 | |
| 1.6 THP 150 | | 560 901 068 | 563 400 061 | | | 560 408 054 | |
| DS3 Convertible | 13 - 15 | | | | | | |
| 1.2 THP 110 / 1.6 BlueHDi 100 / 1.6 BlueHDi 115 / 1.6 BlueHDi 120 / 1.6 HDi 90 / 1.6 THP 165  | | 570 901 076 | | | | | |
| 1.2 VTi 82 / 1.6 VTi 120 | | | 554 400 053 | | | 552 400 047 | |
| 1.6 Racing * | | 570 901 076 | 563 400 061 | | | 560 408 054 | |
| 1.6 THP 150 / 1.6 THP 155 | | 560 901 068 | 563 400 061 | | | 560 408 054 | |
| DS4 | 11 - 15 | | | | | | |
| 1.2 THP 130 / 1.6 BlueHDi 115 / 1.6 BlueHDi 120 / 1.6 HDi 115 / 2.0 BlueHDi 150 / 2.0 BlueHDi 180  | | 570 901 076 | | | 570 500 076 | | |
| 1.6 HDi 110 / 1.6 HDi 90 / 1.6 THP 160 *  | | 570 901 076 | 563 400 061 | | 570 500 076 | 560 408 054 | |
| 1.6 THP 155 / 1.6 THP 200 / 1.6 VTi 120 | | | 563 400 061 | | | 560 408 054 | |
| 1.6 THP 165 *  | | 570 901 076 | 563 400 061 | | | 560 408 054 | |
| 2.0 HDi 165 / 2.0 HDi / BlueHDi 135 | | | 577 400 078 | | | 574 012 068 | |
| DS5 | 11 - 15 | | | | | | |
| 1.6 BlueHDi 120 / 1.6 HDi 115 / 2.0 BlueHDi 150 / 2.0 BlueHDi 180 / 2.0 HDi 200 Hybrid4  | | 570 901 076 | | | 570 500 076 | | |
| 1.6 HDi  | | 570 901 076 | | | | | |
| 1.6 HDi 110 *  | | 570 901 076 | 563 400 061 | | 570 500 076 | 560 408 054 | |
| 1.6 THP 150 / 1.6 THP 165 / 1.6 THP 210 | | 570 901 076 | | | 570 500 076 | 574 012 068 | |
| 1.6 THP 155 / 1.6 THP 200 | | 560 901 068 | 563 400 061 | | | | |
| 1.6 THP 165 Hybrid / 2.0 HDi 150 Hybrid / 2.0 HDi 165 Hybrid4 4x4  | | 570 901 076 | 577 400 078 | | 570 500 076 | 574 012 068 | |
| 2.0 HDi 135 / 2.0 HDi 165 | | 570 901 076 | 577 400 078 | | | | |
| E-MEHARI | 16 → | | | | | | |
| E | | | | | | 544 401 042 | |
| EVASION MPV (22, U6) | 94 - 02 | | | | | | |
| 1.8 (73 kW) / 2.0 / 2.0 16V / 2.0 / 2.0 Turbo C.T. / 2.0 Turbo C.T. | | | 563 400 061 | | | 560 408 054 | |
| 1.8 (76 kW) | | 560 901 068 | 563 400 061 | | | 560 408 054 | 556 400 048 |
| 1.9 TD (66 kW) / 2.0 HDi / 2.0 HDi 16V / 2.1 TD | | | 577 400 078 | | | 574 012 068 | |
| 1.9 TD (68 kW) | | | 577 400 078 | | | 574 012 068 | 570 409 064 |
| JUMPY (U6U) | 94 - 06 | | | | | | |
| 1.6 / 2.0 / 2.0 i 16V | | | 563 400 061 | | | 560 408 054 | |
| 1.9 D | | | 563 400 061 | | | 560 408 054 | 556 400 048 |
| 1.9 D 70 / 1.9 TD / 2.0 HDi 110 / 2.0 HDi 95 | | | 577 400 078 | | | 574 012 068 | |
| JUMPY Box (BS_, BT_, BY_, BZ_) | 94 - 06 | | | | | | |
| 1.6 i / 1.9 D / 2.0 i 16V | | | 563 400 061 | | | 560 408 054 | |
| 1.9 D 70 / 1.9 DT / 1.9 TD / 2.0 HDi 110 / 2.0 HDi 95 | | | 577 400 078 | | | 574 012 068 | |
| JUMPY Platform/Chassis (BU_, BV_, BW_, BX_) | 99 - 06 | | | | | | |
| 1.9 TD / 2.0 HDi 110 / 2.0 HDi 110 16V / 2.0 HDi 95 | | | 577 400 078 | | | 574 012 068 | |
| 2.0 | | | 563 400 061 | | | 560 408 054 | |
| JUMPY (VF7) | 07 → | | | | | | |
| 1.6 HDi 90 16V / 1.6 HDi 90 8V / 2.0 i | | | 563 400 061 | | | 560 408 054 | |
| 2.0 HDi 120 / 2.0 HDi 125 / 2.0 HDi 140 / 2.0 HDi 165 / 2.0 HDi 95 | | 570 901 076 | 577 400 078 | | | 574 012 068 | |
| JUMPY Box | 07 → | | | | | | |
| 1.6 HDi 90 16V / 1.6 HDi 90 8V / 2.0 i | | | 563 400 061 | | | 560 408 054 | |
| 2.0 HDi 120 / 2.0 HDi 120 4x4 / 2.0 HDi 125 / 2.0 HDi 140 / 2.0 HDi 165 / 2.0 HDi 95 | | 570 901 076 | 577 400 078 | | | 574 012 068 | |
| 2.0 HDi 125 4x4 | | | 577 400 078 | | | 574 012 068 | |
| JUMPY Platform/Chassis | 11 → | | | | | | |
| 2.0 HDi 125 | | | 577 400 078 | | | 574 012 068 | |

 FOR CARS WITH START/STOP (MUST REPLACE AGM WITH AGM, EFB WITH EFB)

* PLEASE CHECK AS MORE THAN ONE DIFFERENT SIZE BATTERIES CAN BE FITTED DEPENDING ON: - ELECTRICAL OPTIONS
- CLIMATE REGION
- BUILD OE




CITROËN

|   |  | SILVER dynamic | | | BLUE dynamic | | BLACK dynamic |
|--|---|----------------|----------------------------|-----|--------------|----------------------------|---------------|
| | | AGM | SLI | Aux | EFB | SLI | SLI |
| CITROËN | | | | | | | |
| SPACETOURER | 16 → | | | | | | |
| 1.6 BlueHDi 115 / 2.0 BlueHDi 150 / 2.0 BlueHDi 180  | | 570 901 076 | 577 400 078 | | 570 500 076 | 574 012 068 | |
| 1.6 BlueHDi 95 / 2.0 BlueHDi 120 | | | 577 400 078 | | | 574 012 068 | |
| JUMPY (VA_, VE_) | 16 → | | | | | | |
| 1.6 BlueHDi 115  | | 570 901 076 | | | 570 500 076 | 574 012 068 | |
| 1.6 BlueHDi 95 | | | 577 400 078 | | | 574 012 068 | |
| 2.0 BlueHDi 150 / 2.0 BlueHDi 180  | | 570 901 076 | 577 400 078 | | 570 500 076 | 574 012 068 | |
| JUMPY Box | 16 → | | | | | | |
| 1.6 BlueHDi 115 / 1.6 BlueHDi 95 / 2.0 BlueHDi 120 / 2.0 BlueHDi 150 / 2.0 BlueHDi 180  | | 570 901 076 | 577 400 078 | | 570 500 076 | 574 012 068 | |
| JUMPY Platform/Chassis | 16 → | | | | | | |
| 1.6 BlueHDi 95 / 2.0 BlueHDi 120 / 2.0 BlueHDi 150  | | 570 901 076 | 577 400 078 | | 570 500 076 | 574 012 068 | |
| NEMO Estate | 09 → | | | | | | |
| 1.3 HDi 75  | | 560 901 068 | 563 400 061 | | 560 500 064 | 560 408 054 | |
| 1.3 HDi 80  | | 560 901 068 | | | 560 500 064 | 560 408 054 552 400 047 | |
| 1.4 | | | 554 400 053 | | | 552 400 047 | |
| 1.4 HDi | | | 563 400 061 | | | 560 408 054 | |
| NEMO Box (AA_) | 08 → | | | | | | |
| 1.3 BlueHDi 80  | | 560 901 068 | | | 560 500 064 | 560 408 054 552 400 047 | |
| 1.3 HDi 75  | | 560 901 068 | 563 400 061 | | 560 500 064 | 560 408 054 | |
| 1.4 | | | 554 400 053 | | | 552 400 047 | |
| 1.4 HDi | | | 563 400 061 | | | 560 408 054 | |
| SAXO (S0, S1) | 96 - 04 | | | | | | |
| 1.0 X (33 kW) | | | | | | | 540 406 034 |
| 1.0 X (37 kW) / 1.1 X, SX | | | 554 400 053 | | | 552 400 047 544 401 042 | |
| 1.4 VTS * | | | 554 400 053 552 401 052 | | | 552 400 047 | |
| 1.5 D | | | 563 400 061 | | | 560 408 054 | |
| 1.6 / 1.6 VTL, VTR / 1.6 VTS | | | 554 400 053 | | | 552 400 047 | |
| Electric | | | | | | 544 401 042 | |
| VISA | 78 - 91 | | | | | | |
| 0.6 / 1.0 | | | | | | | 540 406 034 |
| 11 E / 14 / 14 GT / 16 GTI / II Super X | | | 554 400 053 | | | 552 400 047 | 545 412 040 |
| 17 D | | | 563 400 061 | | | 560 408 054 | 556 400 048 |
| VISA Convertible | 83 - 88 | | | | | | |
| 11 RE | | | 554 400 053 | | | 552 400 047 | 545 412 040 |
| XANTIA (X2) | 98 - 03 | | | | | | |
| 1.6 i SX / 1.8 i / 1.8 i 16V / 1.9 SD / 1.9 Turbo D / 2.0 i / 2.0 i 16V / 2.0 Turbo | | | 563 400 061 | | | 560 408 054 | |
| 2.1 Turbo D 12V | | | 577 400 078 | | | 574 012 068 | 570 409 064 |
| 3.0 V6 | | | 577 400 078 | | | 574 012 068 | |
| XANTIA Break (X2) | 98 - 03 | | | | | | |
| 1.8 i / 1.8 i 16V / 1.9 SD / 1.9 Turbo D / 2.0 i / 2.0 i 16V / 2.0 Turbo | | | 563 400 061 | | | 560 408 054 | |
| 2.1 Turbo D 12V | | | 577 400 078 | | | 574 012 068 | 570 409 064 |
| XANTIA (X1_, X2_) | 93 - 03 | | | | | | |
| 1.6 i / 1.8 i (74 kW) / 1.8 i 16V / 1.9 D / 1.9 SD / 1.9 Turbo D / 2.0 / 2.0 i / 2.0 i 16V / 2.0 Turbo | | | 563 400 061 | | | 560 408 054 | 556 400 048 |
| 1.8 i (66 kW) | | | | | 560 500 064 | 560 408 054 | 556 400 048 |
| 2.0 HDi 109 / 2.0 HDi 90 | | | 563 400 061 | | | 560 408 054 | |
| 2.1 Turbo D 12V / 3.0 i 24V | | | 577 400 078 | | | 574 012 068 | 570 409 064 |
| XANTIA Break (X1_, X2_) | 95 - 03 | | | | | | |
| 1.8 i / 1.8 i 16V / 2.0 i / 2.0 i 16V / 2.0 Turbo | | | 563 400 061 | | | 560 408 054 | 556 400 048 |
| 1.9 SD / 1.9 Turbo D / 2.0 HDi 109 / 2.0 HDi 90 | | | 563 400 061 | | | 560 408 054 | |
| 2.1 Turbo D 12V | | | 577 400 078 | | | 574 012 068 | 570 409 064 |
| 3.0 V6 | | | 577 400 078 | | | 574 012 068 | |
| XM (Y3) | 89 - 94 | | | | | | |
| 2.0 / 2.0 i (89/79 kW) | | | 563 400 061 | | | 560 408 054 | 556 400 048 |
| 2.0 i (99 kW) / 2.0 i Turbo / 2.1 D 12V / 2.1 TD 12V / 3.0 / 3.0 V6 / 3.0 V6 24V | | | 577 400 078 | | | 574 012 068 | 570 409 064 |
| XM Break (Y3) | 89 - 94 | | | | | | |
| 2.0 / 2.0 i / 2.0 Turbo | | | 563 400 061 | | | 560 408 054 | |
| 2.1 D 12V / 2.1 TD 12V / 3.0 / 3.0 V6 | | | 577 400 078 | | | 574 012 068 | 570 409 064 |
| XM (Y4) | 94 - 00 | | | | | | |
| 2.0 i 16V | | | 561 400 060 | | | 560 409 054 | |
| 2.0 Turbo / 2.1 TD 12V / 2.5 TD / 3.0 V6 / 3.0 V6 24V | | | 577 400 078 | | | 574 012 068 | |
| 2.1 D12 VSX | | | 577 400 078 | | | 574 012 068 | 570 409 064 |



 FOR CARS WITH START/STOP (MUST REPLACE AGM WITH AGM, EFB WITH EFB)











* PLEASE CHECK AS MORE THAN ONE DIFFERENT SIZE BATTERIES CAN BE FITTED DEPENDING ON: - ELECTRICAL OPTIONS
- CLIMATE REGION
- BUILD OE

|   |  | SILVER <i>dynamic</i> | | | BLUE <i>dynamic</i> | | BLACK <i>dynamic</i> |
|---|---|--------------------------|----------------------------|-----|------------------------|-------------|-------------------------|
| | | AGM | SLI | Aux | EFB | SLI | SLI |
| CITROËN | | | | | | | |
| XM Break (Y4) | 94 - 00 | | | | | | |
| 2.0 i 16V | | | 563 400 061 | | | 560 408 054 | |
| 2.0 Turbo / 2.1 TD 12V / 2.5 TD / 3.0 V6 | | | 577 400 078 | | | 574 012 068 | |
| 2.1 D12 | | | 577 400 078 | | | 574 012 068 | 570 409 064 |
| XSARA (N1) | 97 - 05 | | | | | | |
| 1.4 HDi / 1.5 D / 1.8 D / 1.8 VTS / 1.9 D / 1.9 SD / 1.9 TD / 2.0 16V (120 kW) | | | 563 400 061 | | | 560 408 054 | |
| 1.4 i / 1.6 i | | | 554 400 053 | | | 552 400 047 | |
| 1.6 16V / 1.8 i Aut. | | | 554 400 053 | | | | |
| 1.8 i / 1.8 i 16V / 1.8 i 16V * | | | 554 400 053 552 401 052 | | | 544 402 044 | |
| 2.0 16V (97 kW) | | | 561 400 060 | | | 560 409 054 | |
| 2.0 HDi 109 / 2.0 HDi 90 | | | 577 400 078 | | | 574 012 068 | |
| XSARA Break (N2) | 97 - 10 | | | | | | |
| 1.4 HDi / 1.5 D / 1.8 D / 1.9 D / 1.9 TD / 2.0 16V / 2.0 16V | | | 563 400 061 | | | 560 408 054 | |
| 1.4 i / 1.6 16V / 1.6 16V / 1.6 i / 1.8 i / 1.8 i 16V / 1.8 i Aut. / 1.8 i 16V / 1.8 LPG | | | 554 400 053 | | | 552 400 047 | |
| 2.0 HDi 109 / 2.0 HDi 90 | | | 577 400 078 | | | 574 012 068 | |
| XSARA Coupe (N0) | 98 - 05 | | | | | | |
| 1.4 HDi / 1.9 D / 1.9 TD / 2.0 16V | | | 563 400 061 | | | 560 408 054 | |
| 1.4 i / 1.6 16V / 1.6 i | | | 554 400 053 | | | 552 400 047 | |
| 1.8 i / 1.8 i 16V * | | | 554 400 053 552 401 052 | | | 544 402 044 | |
| 2.0 HDi 109 / 2.0 HDi 90 | | | 577 400 078 | | | 574 012 068 | |
| 2.0 i 16V | | | 561 400 060 | | | 560 409 054 | |
| XSARA Box Body / Estate | 98 - 05 | | | | | | |
| 2.0 HDi | | | 577 400 078 | | | 574 012 068 | |
| XSARA PICASSO (N68) | 99 → | | | | | | |
| 1.6 / 1.6 16V (80 kW) / 1.6 Chrono / 1.6 HDi / 1.8 SX / 2.0 16V / 2.0 16V | | | 563 400 061 | | | 560 408 054 | |
| 1.6 16V (81 kW) | | | 554 400 053 | | | 552 400 047 | |
| 1.8 16V * | | | 554 400 053 552 401 052 | | | 544 402 044 | |
| 2.0 HDi | | | 577 400 078 | | | 574 012 068 | |
| ZX (N2) | 91 - 99 | | | | | | |
| 1.1 / 1.1 / 1.4 / 1.4 D / 1.4 i / 1.6 / 1.6 i / 1.8 / 1.8 i / 1.8 i 16V / 1.9 (96 kW) | | | 554 400 053 | | | 552 400 047 | 545 412 040 |
| 1.8 D / 1.9 (93 kW) / 1.9 D / 1.9 DT / 1.9 i / 1.9 TD / 2.0 / 2.0 i / 2.0 i 16V | | | 563 400 061 | | | 560 408 054 | 556 400 048 |
| ZX Break (N2) | 93 - 99 | | | | | | |
| 1.4 i / 1.6 i / 1.8 i / 1.8 i 16V | | | 554 400 053 | | | 552 400 047 | 545 412 040 |
| 1.8 D / 1.9 D / 1.9 TD | | | 563 400 061 | | | 560 408 054 | 556 400 048 |
| 2 CV | 63 - 91 | | | | | | |
| 6 (18 kW) * | | | 554 400 053 | | | 552 400 047 | 540 406 034 |
| 6 (20 kW) | | | | | | | 540 406 034 |
| ACADIANE | 78 - 88 | | | | | | |
| 6 (23 kW) | | | | | | | 540 406 034 |
| 6 (22 kW) * | | | 554 400 053 | | | 552 400 047 | 540 406 034 |
| AXEL | 81 - 91 | | | | | | |
| 0.7 / 11 | | | | | | | 540 406 034 |
| DYANE | 67 - 84 | | | | | | |
| 6 | | | | | | | 540 406 034 |
| GS | 70 - 86 | | | | | | |
| 1.1 / A 1.3 | | | 554 400 053 | | | 552 400 047 | 545 412 040 |
| GS Break | 71 - 86 | | | | | | |
| A 1.3 / A Spezial | | | 554 400 053 | | | 552 400 047 | 545 412 040 |
| LNA | 76 - 86 | | | | | | |
| 0.6 / 1.0 / 1.1 | | | | | | | 545 077 030 |
| MEHARI | 68 - 87 | | | | | | |
| 0.6 / 4x4 * | | | 554 400 053 | | | 552 400 047 | 540 406 034 |
| C25 Bus (280_, 290_) | 81 - 94 | | | | | | |
| 1.8 / 1.8 E / 2.0 / 2.0 E / 2.5 D (55 kW) | | | 563 400 061 | | | 560 408 054 | 556 400 048 |
| 1.9 D / 1.9 TD / 2.5 D (54 kW) / 2.5 D 4x4 / 2.5 D Turbo / 2.5 D Turbo 4x4 | | | 600 402 083 | | | 595 402 080 | 590 122 072 |
| C25 Box (280_, 290_) | 81 - 94 | | | | | | |
| 1.8 / 1.9 D 1400 / 2.0 / 2.0 4x4 / 2.0 E / 2.5 D / 2.5 D 4x4 / 2.5 DT / 2.5 DT 4x4 | | | 563 400 061 | | | 560 408 054 | 556 400 048 |
| C25 Platform/Chassis (280_, 290_) | 81 - 94 | | | | | | |
| 1.9 DT / 2.0 / 2.5 D | | | 563 400 061 | | | 560 408 054 | 556 400 048 |
| 2.5 DT | | | 600 402 083 | | | 595 402 080 | 590 122 072 |

△ FOR CARS WITH START/STOP (MUST REPLACE AGM WITH AGM, EFB WITH EFB)

* PLEASE CHECK AS MORE THAN ONE DIFFERENT SIZE BATTERIES CAN BE FITTED DEPENDING ON: - ELECTRICAL OPTIONS
- CLIMATE REGION
- BUILD OE










CITROËN > DACIA


|   |  | SILVER dynamic | | | BLUE dynamic | | BLACK dynamic |
|---|---|----------------------------|-------------|-----|--------------|----------------------------|---------------|
| | | AGM | SLI | Aux | EFB | SLI | SLI |
| CITROËN | | | | | | | |
| C35 Bus | 73 - 94 | | | | | | |
| 2.0 | | | | | | 570 413 063 | |
| 2.5 D | | | 600 402 083 | | | 595 402 080 | 590 122 072 |
| C35 Box | 73 - 94 | | | | | | |
| 2.0 | | | | | | 570 413 063 | |
| 2.5 D | | | 600 402 083 | | | 595 402 080 | 590 122 072 |
| C35 Pickup | 73 - 94 | | | | | | |
| 2.0 | | | | | | 570 413 063 | |
| 2.5 D | | | 600 402 083 | | | 595 402 080 | 590 122 072 |
| JUMPER Bus (230P) | 94 - 02 | | | | | | |
| 1.9 D / 1.9 TD / 1.9 TD 4x4 | | | 577 400 078 | | | 574 012 068 | |
| 2.0 / 2.0 4x4 | | | 563 400 061 | | | 560 408 054 | |
| 2.5 D / 2.5 D 4x4 / 2.5 TD / 2.5 TD 4x4 / 2.5 TDi / 2.5 TDi 4x4 / 2.8 D / 2.8 HDi / 2.8 HDi 4x4 | | | 600 402 083 | | | 595 402 080 | |
| JUMPER Box (230L) | 94 - 02 | | | | | | |
| 1.9 D / 1.9 TD / 2.0 HDi | | | 577 400 078 | | | 574 012 068 | |
| 2.0 / 2.0 4x4 | | | 563 400 061 | | | 560 408 054 | |
| 2.5 D / 2.5 D 4x4 / 2.5 TD / 2.5 TDi / 2.5 TDi 4x4 / 2.8 D / 2.8 HDi / 2.8 HDi 4x4 | | | 600 402 083 | | | 595 402 080 | |
| 2.5 DT 4x4 | | | 600 402 083 | | | 595 402 080 | 590 122 072 |
| JUMPER Platform/Chassis (230) | 94 - 02 | | | | | | |
| 1.9 TD | | | 577 400 078 | | | 574 012 068 | |
| 2.0 | | | 563 400 061 | | | 560 408 054 | |
| 2.5 D / 2.5 D 4x4 / 2.5 TD / 2.5 TDi / 2.5 TDi 4x4 / 2.8 D / 2.8 HDi | | | 600 402 083 | | | 595 402 080 | |
| JUMPER Bus (244, Z_) | 02 → | | | | | | |
| 2.0 / 2.0 bivalent | | | 577 400 078 | | | 574 012 068 | |
| 2.0 HDi / 2.2 HDi | | | 577 400 078 | | | 595 402 080 574 012 068 | |
| 2.8 HDi / 2.8 HDi All-wheel Drive | | 595 901 085 | 600 402 083 | | | 595 402 080 | |
| JUMPER Box (244) | 02 → | | | | | | |
| 2.0 / 2.0 bivalent | | | 577 400 078 | | | 574 012 068 | |
| 2.0 HDi / 2.2 HDi | | | 577 400 078 | | | 595 402 080 574 012 068 | |
| 2.8 HDi / 2.8 HDi 4x4 | | | 600 402 083 | | | 595 402 080 | |
| JUMPER Platform/Chassis (244) | 02 → | | | | | | |
| 2.0 HDi / 2.2 HDi (74 kW) | | | 577 400 078 | | | 595 402 080 574 012 068 | |
| 2.2 HDi (74 kW) | | | 577 400 078 | | | 574 012 068 | |
| 2.8 HDi / 2.8 HDi 4x4 | | | 600 402 083 | | | 595 402 080 | |
| JUMPER Bus | 06 → | | | | | | |
| 2.0 BlueHDi 110 *  | | 605 901 095 595 901 085 | | | | | |
| 2.0 BlueHDi 130 / 2.0 BlueHDi 160 *  | | 605 901 095 570 901 076 | 610 402 092 | | | 595 402 080 | |
| 2.2 HDi 100 / 2.2 HDi 110 / 2.2 HDi 120 | | | 600 402 083 | | | 595 402 080 | |
| 2.2 HDi 130 / 2.2 HDi 150 *  | | 605 901 095 595 901 085 | 600 402 083 | | | 595 402 080 | |
| 3.0 HDi 155 / 3.0 HDi 160 / 3.0 HDi 180 | | 605 901 095 | 610 402 092 | | | | |
| JUMPER Box | 06 → | | | | | | |
| 2.0 BlueHDi 110 / 2.0 BlueHDi 130 / 2.0 BlueHDi 160 / 2.0 BlueHDi 160 4x4 *  | | 605 901 095 570 901 076 | 610 402 092 | | | 595 402 080 | |
| 2.2 HDi 100 / 2.2 HDi 110 / 2.2 HDi 120 | | 595 901 085 | 600 402 083 | | | 595 402 080 | |
| 2.2 HDi 130 / 2.2 HDi 150 *  | | 605 901 095 595 901 085 | 600 402 083 | | | 595 402 080 | |
| 3.0 HDi 145 / 3.0 HDi 155 / 3.0 HDi 160 / 3.0 HDi 180 | | 605 901 095 | 610 402 092 | | | | |
| JUMPER Platform/Chassis | 06 → | | | | | | |
| 2.0 BlueHDi 110 / 2.0 BlueHDi 130 / 2.0 BlueHDi 130 4x4 / 2.0 BlueHDi 160 / 2.0 BlueHDi 160 4x4 *  | | 605 901 095 570 901 076 | 610 402 092 | | | 595 402 080 | |
| 2.2 HDi 100 / 2.2 HDi 110 / 2.2 HDi 120 | | | 600 402 083 | | | 595 402 080 | |
| 2.2 HDi 130 / 2.2 HDi 150 *  | | 605 901 095 595 901 085 | 600 402 083 | | | 595 402 080 | |
| 3.0 HDi 145 / 3.0 HDi 160 / 3.0 HDi 180 | | 605 901 095 | 610 402 092 | | | | |
| C15 Estate | 87 - 00 | | | | | | |
| 1.1 / 1.4 | | | 554 400 053 | | | 552 400 047 | 545 412 040 |
| 1.8 D | | | 563 400 061 | | | 560 408 054 | |
| DACIA | | | | | | | |
| 1210 | 83 - 94 | | | | | | |
| 1.2 | | | 554 400 053 | | | 552 400 047 | 545 412 040 |
| 1300 | 72 - 83 | | | | | | |
| 1.3 | | | 554 400 053 | | | 552 400 047 | 545 412 040 |

















 FOR CARS WITH START/STOP (MUST REPLACE AGM WITH AGM, EFB WITH EFB)

* PLEASE CHECK AS MORE THAN ONE DIFFERENT SIZE BATTERIES CAN BE FITTED DEPENDING ON: - ELECTRICAL OPTIONS
- CLIMATE REGION
- BUILD OE

|   |  | SILVER dynamic | | | BLUE dynamic | | BLACK dynamic |
|---|---|----------------|-------------|-----|--------------|-------------|---------------|
| | | AGM | SLI | Aux | EFB | SLI | SLI |
| DACIA | | | | | | | |
| 1300 Estate | 72 - 83 | | | | | | |
| 1.3 | | | 554 400 053 | | | 552 400 047 | 545 412 040 |
| 1304 Pickup | 83 - 04 | | | | | | |
| 1.3 (40 kW) | | | 554 400 053 | | | 552 400 047 | 545 412 040 |
| 1.3 (41 kW) | | | 554 400 053 | | | 552 400 047 | |
| 1307 Platform/Chassis | 84 - 94 | | | | | | |
| 1.4 | | | 554 400 053 | | | 552 400 047 | 545 412 040 |
| 1309 Platform/Chassis | 90 - 94 | | | | | | |
| 1.4 | | | 554 400 053 | | | 552 400 047 | 545 412 040 |
| 1309 Pickup | 94 - 01 | | | | | | |
| 1.6 | | | 554 400 053 | | | 552 400 047 | |
| 1310 Saloon (U, X) | 83 - 04 | | | | | | |
| 1.3 / 1.4 Classic / 1.5 | | | 554 400 053 | | | 552 400 047 | |
| 1.4 | | | 554 400 053 | | | 552 400 047 | 545 412 040 |
| 1310 Estate | 83 - 04 | | | | | | |
| 1.3 / 1.4 | | | 554 400 053 | | | 552 400 047 | |
| 1410 Saloon | 85 - 98 | | | | | | |
| 1.4 | | | 554 400 053 | | | 552 400 047 | 545 412 040 |
| 1410 Estate | 85 - 98 | | | | | | |
| 1.4 | | | 554 400 053 | | | 552 400 047 | 545 412 040 |
| 1410 Estate | 94 - 98 | | | | | | |
| 1.4 | | | 554 400 053 | | | 552 400 047 | 545 412 040 |
| DOKKER | 12 → | | | | | | |
| 1.2 TCe / 1.6 (75 kW) / 1.6 LPG (75 kW) *  | | 570 901 076 | 554 400 053 | | | 552 400 047 | |
| 1.5 dCi *  | | 570 901 076 | 563 400 061 | | | 560 408 054 | |
| 1.6 (61 kW) / 1.6 LPG (61 kW) | | | 554 400 053 | | | 552 400 047 | |
| DOKKER Express | 12 → | | | | | | |
| 1.2 TCe 115 (84 kW) / 1.5 dCi / 1.6 (61 kW) / 1.6 LPG (61 kW) | | | 554 400 053 | | | 552 400 047 | |
| 1.2 TCe 115 (85 kW) / 1.6 (75 kW) / 1.6 LPG (75 kW) *  | | 570 901 076 | 554 400 053 | | | 552 400 047 | |
| DUSTER | 10 → | | | | | | |
| 1.2 TCe 125 / 1.5 dCi (80 kW) / 1.5 dCi 4x4 (80 kW) *  | | 570 901 076 | 563 400 061 | | | 560 408 054 | |
| 1.2 TCe 125 4x4 / 1.6 SCe 115 / 1.6 SCe 115 4x4  | | 570 901 076 | | | | | |
| 1.5 dCi (66 kW) / 1.5 dCi 4x4 (79/66 kW) / 1.6 16V / 1.6 16V 4x4 / 1.6 16V LPG | | | 563 400 061 | | | 560 408 054 | |
| 1.5 dCi (79 kW) | | | 577 400 078 | | | 574 012 068 | |
| 1.5 dCi (81 kW) * | | | | | | 574 012 068 | |
| 1.6 16V Hi-Flex | | | 554 400 053 | | | 552 400 047 | |
| 1.6 SCe 115 LPG * | | | | | | 574 012 068 | |
| | | | | | | 552 400 047 | |
| DUSTER Box | 11 → | | | | | | |
| 1.2 TCe 125 4x4 * | | | 554 400 053 | | 560 500 064 | 552 400 047 | |
| 1.5 dCi (66 kW) / 1.5 dCi 4x4 / 1.6 16V 4x4 / 1.6 16V Hi-Flex * | | | | | | 574 012 068 | |
| | | | | | | 560 408 054 | |
| 1.5 dCi (80 kW)  | | 570 901 076 | | | | 574 012 068 | |
| | | | | | | 560 408 054 | |
| 1.6 SCe 115 / 1.6 SCe 115 4x4 * | | | | | | 574 012 068 | |
| | | | | | | 552 400 047 | |
| LOGAN (LS_) | 04 → | | | | | | |
| 1.0 Hi-Flex * | | | | | | 552 400 047 | |
| | | | | | | 544 401 042 | |
| 1.2 16V / 1.2 16V LPG / 1.4 / 1.4 MPI LPG / 1.6 16V Flexifuel / 1.6 16V / 1.6 Bifuel / 1.6 / 1.6 MPI 85 | | | 554 400 053 | | | 552 400 047 | |
| 1.5 dCi | | | 561 400 060 | | | 560 409 054 | |
| LOGAN MCV (KS_) | 07 → | | | | | | |
| 1.4 / 1.6 / 1.6 16V Hi-Flex / 1.6 16V / 1.6 Bifuel (64 kW) / 1.6 MPI 85 | | | 554 400 053 | | | 552 400 047 | |
| 1.5 dCi | | | 561 400 060 | | | 560 409 054 | |
| 1.6 Bifuel (62 kW) * | | | | | | 574 012 068 | |
| | | | | | | 552 400 047 | |
| LOGAN EXPRESS (FS_) | 09 → | | | | | | |
| 1.4 / 1.6 / 1.6 MPI 85 | | | 554 400 053 | | | 552 400 047 | |
| 1.5 dCi | | | 561 400 060 | | | 560 409 054 | |
| LOGAN Pickup (US_) | 08 → | | | | | | |
| 1.4 / 1.6 / 1.6 Bifuel / 1.6 MPI 85 | | | 554 400 053 | | | 552 400 047 | |
| 1.5 dCi | | | 561 400 060 | | | 560 409 054 | |
| 1.6 16V * | | | | | | 574 012 068 | |
| | | | | | | 552 400 047 | |
| LOGAN II | 12 → | | | | | | |
| 1.2 (55 kW) / 1.2 LPG | | | 554 400 053 | | | 552 400 047 | |

 FOR CARS WITH START/STOP (MUST REPLACE AGM WITH AGM, EFB WITH EFB)
 * PLEASE CHECK AS MORE THAN ONE DIFFERENT SIZE BATTERIES CAN BE FITTED DEPENDING ON: - ELECTRICAL OPTIONS
 - CLIMATE REGION
 - BUILD OE




DACIA > DAEWOO

|   |  | SILVER dynamic | | | BLUE dynamic | | BLACK dynamic |
|---|---|----------------|-------------|-----|--------------|----------------------------|---------------|
| | | AGM | SLI | Aux | EFB | SLI | SLI |
| DACIA | | | | | | | |
| LOGAN II | 12 → | | | | | | |
| 1.2 (54 kW) / 1.6 16V * | | | | | | 574 012 068 552 400 047 | |
| 1.5 dCi (55 kW) / TCe 90 *  | | 570 901 076 | 554 400 053 | | 570 500 076 | 552 400 047 | |
| 1.5 dCi (63 kW) | | | 563 400 061 | | | 560 408 054 | |
| TCe 90 LPG  | | 570 901 076 | | | 570 500 076 | 574 012 068 552 400 047 | |
| LOGAN MCV II | 13 → | | | | | | |
| 1.0 SCe 75 * | | | | | | 552 400 047 544 401 042 | |
| 1.2 / 1.2 LPG / 1.6 | | | 554 400 053 | | | 552 400 047 | |
| 1.5 dCi (55 kW) *  | | 570 901 076 | 554 400 053 | | 570 500 076 | 552 400 047 | |
| 1.5 dCi (66 kW) / TCe 90 *  | | 570 901 076 | 554 400 053 | | | 552 400 047 | |
| 1.5 dCi (63 kW) * | | | | | | 574 012 068 552 400 047 | |
| TCe 90 LPG  | | 570 901 076 | | | 570 500 076 | 574 012 068 552 400 047 | |
| LODGY | 12 → | | | | | | |
| 1.2 TCe *  | | 570 901 076 | 554 400 053 | | | 552 400 047 | |
| 1.5 dCi (66 kW) *  | | 570 901 076 | 563 400 061 | | | 560 408 054 | |
| 1.5 dCi (80 kW) | | 570 901 076 | | | | 574 012 068 560 408 054 | |
| 1.6 / 1.6 LPG (61 kW) | | | 554 400 053 | | | 552 400 047 | |
| 1.6 LPG (75 kW) / 1.6 SCe 115  | | 570 901 076 | | | | 574 012 068 552 400 047 | |
| NOVA | 96 - 03 | | | | | | |
| 1.4 / 1.6 | | | 554 400 053 | | | 552 400 047 | |
| SANDERO | 08 → | | | | | | |
| 1.0 Hi-Flex * | | | | | | 552 400 047 544 401 042 | |
| 1.2 16V / 1.2 16V LPG / 1.4 / 1.4 MPI LPG / 1.6 / 1.6 16V / 1.6 16V Bifuel / 1.6 MPI 85 | | | 554 400 053 | | | 552 400 047 | |
| 1.5 dCi | | | 563 400 061 | | | 560 408 054 | |
| 1.6 LPG * | | | | | | 574 012 068 552 400 047 | |
| SANDERO II | 12 → | | | | | | |
| 1.0 SCe 75 * | | | | | | 560 408 054 552 400 047 | |
| 1.2 (55 kW) / 1.2 LPG | | | 554 400 053 | | | 552 400 047 | |
| 1.2 (54 kW) / 1.6 / 1.6 16V * | | | | | | 574 012 068 552 400 047 | |
| 1.5 dCi (55 kW) *  | | 570 901 076 | 563 400 061 | | 570 500 076 | 560 408 054 | |
| 1.5 dCi (66 kW) / TCe 90 *  | | 570 901 076 | 554 400 053 | | 570 500 076 | 552 400 047 | |
| 1.5 dCi (63 kW) | | | 563 400 061 | | | 560 408 054 | |
| TCe 90 LPG  | | 570 901 076 | | | 570 500 076 | 574 012 068 552 400 047 | |
| SOLENZA (B41_) | 03 → | | | | | | |
| 1.4 | | | 554 400 053 | | | 552 400 047 | |
| 1.9 D | | | 563 400 061 | | | 560 408 054 | |
| SUPERNOVA | 00 - 03 | | | | | | |
| 1.4 | | | 554 400 053 | | | 552 400 047 | |
| DAEWOO | | | | | | | |
| CIELO | 94 - 07 | | | | | | |
| 1.5 | | | 563 400 061 | | | 560 408 054 | 556 400 048 |
| ESPERO (KLEJ) | 91 - 99 | | | | | | |
| 1.5 16V / 1.8 / 2.0 | | | 563 400 061 | | | 560 408 054 | 556 400 048 |
| EVANDA (KLAL) | 02 → | | | | | | |
| 2.0 | | | 563 401 061 | | | 560 127 054 | |
| GENTRA Saloon | 13 → | | | | | | |
| 1.5 | | | 563 400 061 | | | 560 408 054 | |
| KALOS (KLAS) | 02 → | | | | | | |
| 1.2 / 1.4 / 1.4 16V * | | | | | | 560 411 054 | 545 413 040 |
| 1.5 | | | 563 401 061 | | | 560 127 054 | |
| KALOS Saloon (KLAS) | 02 - 04 | | | | | | |
| 1.4 * | | | | | | 560 411 054 | 545 413 040 |
| 1.5 | | | 563 401 061 | | | 560 127 054 | |
| KORANDO (KJ) | 98 → | | | | | | |
| 2.3 | | | | | | 570 413 063 | |
| 2.9 D / 2.9 TD / 3.2 4x4 | | | | | | 595 405 083 | |



 FOR CARS WITH START/STOP (MUST REPLACE AGM WITH AGM, EFB WITH EFB)




* PLEASE CHECK AS MORE THAN ONE DIFFERENT SIZE BATTERIES CAN BE FITTED DEPENDING ON: - ELECTRICAL OPTIONS
- CLIMATE REGION
- BUILD OE




|   |  | SILVER dynamic | | | BLUE dynamic | | BLACK dynamic |
|---|---|----------------|-------------|-----|--------------|----------------------------|---------------|
| | | AGM | SLI | Aux | EFB | SLI | SLI |
| DAEWOO | | | | | | | |
| KORANDO Cabrio (KJ) | 99 → | | | | | | |
| 2.0 16V / 2.9 D / 2.9 TD | | | | | | 595 405 083 | |
| 2.3 | | | | | | 570 413 063 | |
| LACETTI Saloon | 99 - 03 | | | | | | |
| 1.6 | | | 563 401 061 | | | 560 411 054 560 127 054 | |
| LACETTI Hatchback (KLAN) | 02 → | | | | | | |
| 1.4 / 1.6 / 1.8 | | | 563 401 061 | | | 560 411 054 560 127 054 | |
| LANOS (KLAT) | 97 → | | | | | | |
| 1.3 / 1.5 (63 kW) / 1.6 16V | | | 563 401 061 | | | 560 411 054 560 127 054 | |
| 1.5 (73 kW) * | | | | | | 560 411 054 560 127 054 | |
| LANOS Saloon (KLAT) | 97 → | | | | | | |
| 1.3 / 1.5 (63 kW) / 1.6 16V | | | 563 401 061 | | | 560 411 054 560 127 054 | |
| 1.5 (73 kW) | | | 563 401 061 | | | 560 127 054 | 556 401 048 |
| LEGANZA (KLAV) | 97 - 04 | | | | | | |
| 2.0 16V / 2.2 16V | | | 563 401 061 | | | 560 127 054 | |
| LUBLIN II Box | 97 → | | | | | | |
| 2.4 D / 2.4 TD | | | | | | 560 410 054 | |
| LUBLIN II Platform/Chassis | 97 → | | | | | | |
| 2.4 D / 2.4 TD | | | | | | 560 410 054 | |
| MAGNUS | 99 → | | | | | | |
| 2.0 | | | 563 401 061 | | | 560 411 054 560 127 054 | |
| MATIZ (M100, M150) | 98 → | | | | | | |
| 0.8 / 1.0 | | | | | | 540 127 033 | |
| MUSSO (FJ) | 98 → | | | | | | |
| 2.2 TD / 2.9 D 4x4 / 2.9 TD 4x4 | | | | | | 595 405 083 | |
| 2.3 / 3.2 4x4 | | | | | | 570 413 063 | |
| NEXIA | 95 - 97 | | | | | | |
| 1.5 / 1.5 16V | | | 563 400 061 | | | 560 408 054 | 556 400 048 |
| NEXIA Saloon | 95 - 08 | | | | | | |
| 1.5 16V / 1.5 | | | 563 400 061 | | | 560 408 054 | 556 400 048 |
| NEXIA Saloon | 08 → | | | | | | |
| 1.5 / 1.6 | | | 563 400 061 | | | 560 408 054 | |
| NUBIRA (J100) | 97 → | | | | | | |
| 1.6 16V * | | | | | | 570 413 063 560 411 054 | |
| 2.0 16V | | | | | | 560 411 054 | |
| 2.0 CDX | | | 563 401 061 | | | 560 411 054 560 127 054 | |
| NUBIRA Saloon (J100) | 97 → | | | | | | |
| 1.6 16V * | | | | | | 570 413 063 560 411 054 | |
| 2.0 / 2.0 16V (93 kW) | | | 563 401 061 | | | 560 411 054 560 127 054 | |
| 2.0 16V (98 kW) | | | 563 401 061 | | | 570 413 063 560 127 054 | |
| NUBIRA Wagon (J100) | 97 → | | | | | | |
| 1.6 16V * | | | | | | 570 413 063 560 411 054 | |
| 2.0 16V (98 kW) | | | 563 401 061 | | | 570 413 063 560 127 054 | |
| 2.0 16V (93 kW) | | | 563 401 061 | | | 560 411 054 560 127 054 | |
| NUBIRA Saloon (J200) | 03 → | | | | | | |
| 1.4 | | | | | | 560 411 054 | |
| 1.6 * | | | | | | 570 413 063 560 411 054 | |
| 1.8 | | | 563 401 061 | | | 560 411 054 560 127 054 | |
| NUBIRA Wagon (J200) | 03 → | | | | | | |
| 1.6 * | | | | | | 570 413 063 560 411 054 | |
| 1.8 | | | 563 401 061 | | | 560 127 054 | |
| REXTON (GAB_) | 02 → | | | | | | |
| 2.3 RX230 4x4 / 2.9 TD / 3.2 V6 | | | | | | 595 405 083 | |

D

△ FOR CARS WITH START/STOP (MUST REPLACE AGM WITH AGM, EFB WITH EFB)
 * PLEASE CHECK AS MORE THAN ONE DIFFERENT SIZE BATTERIES CAN BE FITTED DEPENDING ON: - ELECTRICAL OPTIONS
 - CLIMATE REGION
 - BUILD OE




DAEWOO > DAIHATSU

|   |  | SILVER dynamic | | | BLUE dynamic | | BLACK dynamic |
|---|---|-------------------|----------------------------|-----|-----------------|----------------------------|------------------|
| | | AGM | SLI | Aux | EFB | SLI | SLI |
| DAEWOO | | | | | | | |
| REZZO (U100) | 00 → | | | | | | |
| 1.6 / 1.6 SX / 1.8 (67/72 kW) / 2.0 | | | 563 401 061 | | | 560 127 054 | |
| 1.8 (74 kW) | | | | | | 570 413 063 | |
| TICO (KLY3) | 95 - 00 | | | | | | |
| 0.8 | | | | | | 540 125 033 | |
| TOSCA | 06 → | | | | | | |
| 2.0 XT | | | | | | 560 411 054 | |
| DAF | | | | | | | |
| 400-Serie Box | 89 - 93 | | | | | | |
| 428-435 2.5 D / 428-435 2.5 TD * | | | 554 400 053 552 401 052 | | | 544 402 044 | 541 400 036 |
| DAIHATSU | | | | | | | |
| APPLAUSE I Hatchback (A101, A111) | 89 - 97 | | | | | | |
| 1.6 16V 4WD / 1.6 16V | | | | | | 545 155 033 | |
| APPLAUSE II Hatchback (A101) | 97 - 00 | | | | | | |
| 1.6 16V | | | | | | 545 155 033 | |
| CHARADE I (G10) | 77 - 84 | | | | | | |
| 1.0 | | | | | | 545 155 033 | |
| CHARADE II (G11, G30) | 83 - 87 | | | | | | |
| 1.0 D / 1.0 TD | | | | | | 570 413 063 | |
| 1.0 / 1.0 Turbo | | | | | | 545 155 033 | |
| CHARADE III (G100, G101, G102) | 87 - 93 | | | | | | |
| 1.0 D / 1.0 TD | | | | | | 570 412 063 | |
| 1.0 / 1.0 GTi / 1.0 Turbo / 1.3 / 1.3 i 4WD / 1.3 i | | | | | | 545 155 033 | |
| CHARADE III Saloon (G102) | 87 - 93 | | | | | | |
| 1.3 | | | | | | 545 155 033 | |
| CHARADE IV (G200, G202) | 93 - 00 | | | | | | |
| 1.0 / 1.3 / 1.3 16V / 1.3 i 16V / 1.5 HG / 1.5 i 16V / 1.6 GTi | | | | | | 545 155 033 | |
| CHARADE IV Saloon (G203) | 93 - 01 | | | | | | |
| 1.5 16V / 1.5 i 16V | | | | | | 545 155 033 | |
| CHARADE | 11 → | | | | | | |
| 1.33 16V | | | | | | 545 155 033 | |
| CHARMANT (A) | 81 - 87 | | | | | | |
| 1.3 / 1.6 | | | | | | 545 156 033 | |
| COPEN (L880, L881) | 02 - 12 | | | | | | |
| 0.7 (47 kW) / 1.3 | | | | | | 540 125 033 | |
| 0.7 (50 kW) | | | | | | 540 126 033 | |
| CUORE I (L55, L60) | 80 - 85 | | | | | | |
| 0.5 / 0.6 | | | | | | 545 155 033 | |
| CUORE II (L80, L81) | 85 - 90 | | | | | | |
| 0.7 | | | | | | 540 125 033 | |
| 0.8 4WD / 0.8 | | | | | | 545 155 033 | |
| CUORE III (L201) | 90 - 95 | | | | | | |
| 0.7 / 0.8 | | | | | | 540 125 033 | |
| CUORE IV (L501) | 94 - 99 | | | | | | |
| 0.8 | | | | | | 540 125 033 | |
| CUORE V (L7) | 98 - 03 | | | | | | |
| 1.0 DVVT / 1.0 i | | | | | | 540 126 033 | |
| CUORE VI (L251, L250, L260) | 03 → | | | | | | |
| 1.0 | | | | | | 540 126 033 | |
| CUORE VII (L275, L285, L276) | 06 → | | | | | | |
| 1.0 | | | | | | 540 126 033 | |
| EXTOL Bus (S22, S23) | 00 - 11 | | | | | | |
| 1.3 / 1.3 4x4 | | | | | | 545 155 033 | |
| FEROZA Soft Top (F300) | 88 - 99 | | | | | | |
| 1.6 16V / 1.6 i 16V | | | | | | 540 127 033 | |
| FEROZA Hard Top (F300) | 88 - 99 | | | | | | |
| 1.6 16V 4WD / 1.6 i 16V 4x4 | | | | | | 540 127 033 | |
| GRAN MOVE (G3) | 96 → | | | | | | |
| 1.5 16V / 1.5 GLX | | | | | | 545 155 033 | |
| 1.6 16V / 1.6 GX * | | | | | | 545 157 033 545 155 033 | |
| HIJET Bus | 86 - 90 | | | | | | |
| 0.8 / 1.0 | | | | | | 540 126 033 | |

|   |  | SILVER dynamic | | | BLUE dynamic | | BLACK dynamic |
|---|---|----------------|-------------|-----|--------------|-------------|---------------|
| | | AGM | SLI | Aux | EFB | SLI | SLI |
| DAIHATSU | | | | | | | |
| HIJET Box (S8_) | 86 - 90 | | | | | | |
| 0.8 / 1.0 4x4 / 1.0 | | | | | | 540 126 033 | |
| HIJET Pickup (_U20) | 86 - 90 | | | | | | |
| 0.8 | | | | | | 540 126 033 | |
| HIJET Bus (S85) | 93 → | | | | | | |
| 1.0 i | | | | | | 540 126 033 | |
| HIJET Box (S85) | 92 → | | | | | | |
| 1.0 / 1.0 i / 1.3 i 16V | | | | | | 540 126 033 | |
| 1.2 D | | | 563 400 061 | | | 560 408 054 | 556 400 048 |
| 1.4 D | | | 563 400 061 | | | 560 408 054 | |
| HIJET Pickup (_U60) | 92 - 98 | | | | | | |
| 1.0 | | | | | | 540 126 033 | |
| HIJET Pickup | 98 → | | | | | | |
| 1.3 | | | | | | 540 126 033 | |
| MATERIA (M4_) | 06 → | | | | | | |
| 1.3 / 1.5 / 1.5 ECO 4WD | | | | | | 540 126 033 | |
| MOVE (L6_) | 94 - 99 | | | | | | |
| 0.8 | | | | | | 540 126 033 | |
| MOVE (L9_) | 97 - 02 | | | | | | |
| 1.0 i | | | | | | 540 126 033 | |
| ROCKY Soft Top (F7, F8) | 85 - 98 | | | | | | |
| 2.0 / 2.8 D / 2.8 TD | | | | | | 595 405 083 | |
| ROCKY Hard Top (F7, F8) | 84 - 98 | | | | | | |
| 2.0 4x4 / 2.2 4x4 / 2.8 D / 2.8 TD | | | | | | 595 405 083 | |
| SPARCAR Bus (S7_) | 82 - 86 | | | | | | |
| 0.8 / 1.0 | | | | | | 540 127 033 | |
| SPARCAR Box (S7_) | 82 - 86 | | | | | | |
| 0.8 / 1.0 | | | | | | 540 127 033 | |
| SIRION (M1) | 98 - 05 | | | | | | |
| 1.0 | | | | | | 545 155 033 | |
| 1.0 i 4WD / 1.0 i / 1.3 Sport / 1.3 Sport 4WD | | | | | | 540 126 033 | |
| SIRION (M3_) | 05 → | | | | | | |
| 1.0 / 1.3 / 1.3 4WD / 1.5 | | | | | | 540 126 033 | |
| TAFT | 76 - 85 | | | | | | |
| 2.5 D 4x4 / 2.8 D 4x4 | | | | | | 545 157 033 | |
| TAFT | 93 - 01 | | | | | | |
| 2.8 D 4x4 | | | | | | 560 410 054 | |
| TERIOS KID (J11_, J13_) | 97 - 12 | | | | | | |
| 0.7 / 0.7 4WD | | | | | | 540 125 033 | |
| TERIOS (J1_) | 97 - 06 | | | | | | |
| 1.3 / 1.3 4WD / 1.3 4WD | | | | | | 545 155 033 | |
| 1.3 VVT-i Turbo 4WD | | | | | | 545 157 033 | |
| TERIOS (J2_) | 05 → | | | | | | |
| 1.3 VVT-i 4x4 / 1.5 4x4 / 1.5 VVT-i RWD (77 kW) | | | | | | 545 155 033 | |
| 1.5 VVT-i 4x4 / 1.5 VVT-i RWD (75 kW) | | | | | | 540 126 033 | |
| TREVIS | 06 → | | | | | | |
| 1.0 | | | | | | 540 126 033 | |
| WILDCAT/ROCKY (F70) | 85 - 87 | | | | | | |
| 2.8 D / 2.8 TD | | | | | | 570 413 063 | |
| WILDCAT/ROCKY (F75) | 85 - 87 | | | | | | |
| 2.8 D / 2.8 TD | | | | | | 570 413 063 | |
| YRV (M2) | 01 → | | | | | | |
| 1.0 / 1.3 4WD / 1.3 GTi / 1.3 | | | | | | 540 126 033 | |
| DAIMLER | | | | | | | |
| 2.8 - 5.3 | 69 - 93 | | | | | | |
| 3.6 / Double Six 5.3 / Double Six H.E. 5.3 / Sovereign 4.2 | | | | | | 570 413 063 | |
| DAIMLER (XJ4_) | 89 - 94 | | | | | | |
| 4.0 | | | 600 402 083 | | | 595 402 080 | 590 122 072 |
| DAIMLER XJ (X30_) | 94 - 03 | | | | | | |
| 4.0 Long / Double Six 6.0 / Six 4.0 (177 kW) | | | 600 402 083 | | | 595 402 080 | |
| Six 4.0 (209 kW) / V8 Super 4.0 | | 595 901 085 | 600 402 083 | | | | |
| LANDAULETTE | 74 - 91 | | | | | | |
| 4.2 | | | | | | 570 413 063 | |

△ FOR CARS WITH START/STOP (MUST REPLACE AGM WITH AGM, EFB WITH EFB)
 * PLEASE CHECK AS MORE THAN ONE DIFFERENT SIZE BATTERIES CAN BE FITTED DEPENDING ON: - ELECTRICAL OPTIONS
 - CLIMATE REGION
 - BUILD OE














DAIMLER > DODGE

|   |  | SILVER dynamic | | | BLUE dynamic | | BLACK dynamic |
|---|---|----------------|-------------|-------------|--------------|-------------|---------------|
| | | AGM | SLI | Aux | EFB | SLI | SLI |
| DAIMLER | | | | | | | |
| LIMOUSINE | 68 - 91 | | | | | | |
| 4.2 | | | | | | 570 413 063 | |
| XJ 40, 81 | 86 - 94 | | | | | | |
| Double Six 6.0 / Sovereign 4.0 | | | 600 402 083 | | | 595 402 080 | 590 122 072 |
| Sovereign 3.6 * | | | 561 400 060 | | | 560 409 054 | 553 401 050 |
| DALLAS | | | | | | | |
| FUN | 94 - 98 | | | | | | |
| 1.4 i | | | 554 400 053 | | | 552 400 047 | 545 412 040 |
| 1.8 D | | | 563 400 061 | | | 560 408 054 | 556 400 048 |
| DATSUN | | | | | | | |
| mi-DO | 14 → | | | | | | |
| 1.6 | | | 563 401 061 | | | 560 127 054 | |
| on-DO | 14 → | | | | | | |
| 1.6 | | | 563 401 061 | | | 560 127 054 | |
| DE TOMASO | | | | | | | |
| PANTERA | 71 - 97 | | | | | | |
| 5.8 | | | | | | 570 413 063 | |
| DFSK | | | | | | | |
| K SERIES Box Body / Estate | 11 → | | | | | | |
| 1.0 / 1.3 / 1.3 All-wheel Drive | | | 554 400 053 | | | 552 400 047 | |
| K SERIES Platform/Chassis | 11 → | | | | | | |
| 1.0 / 1.3 / 1.3 All-wheel Drive | | | 554 400 053 | | | 552 400 047 | |
| V SERIES Box Body / Estate | 11 → | | | | | | |
| 1.3 / 1.3 All-wheel Drive | | | 554 400 053 | | | 552 400 047 | |
| V SERIES Platform/Chassis | 11 → | | | | | | |
| 1.3 / 1.3 All-wheel Drive | | | 554 400 053 | | | 552 400 047 | |
| DODGE | | | | | | | |
| AVENGER | 07 → | | | | | | |
| 2.0 / 2.0 CRD | | | 554 400 053 | | | 552 400 047 | |
| 2.4 / 2.7 / 2.7 Flex-Fuel / 3.6 | | | 563 401 061 | | | 560 127 054 | |
| CALIBER | 06 → | | | | | | |
| 1.8 / 2.0 / 2.4 / 2.4 Turbo | | | | | | 560 411 054 | |
| 2.0 CRD | | | | | | 574 013 068 | |
| 2.2 CRD | | | | | | 560 127 054 | |
| CARAVAN | 95 - 01 | | | | | | |
| 2.0 i / 2.4 i / 2.5 TD / 3.0 / 3.3 i / 3.8 i / 3.8 i AWD | | | | | | 570 413 063 | |
| CARAVAN (RG) | 00 - 07 | | | | | | |
| 2.4 / 3.3 / 3.3 AWD / 3.8 / 3.8 AWD / 3.8 Turbo AWD | | | | | | 570 413 063 | |
| CARAVAN | 08 → | | | | | | |
| 3.3 / 3.8 / 4.0 | | | | | | 570 413 063 | |
| CHALLENGER Coupe | 07 → | | | | | | |
| 3.5 / 3.6 / 5.7 / 6.1 SRT8 / 6.4 SRT8 * | | | 580 901 080 | 585 200 080 | | 580 406 074 | |
| CHARGER | 05 - 10 | | | | | | |
| 2.7 / 3.5 / 5.7 R/T / 6.1 SRT8 * | | | 580 901 080 | 585 200 080 | | 580 406 074 | |
| CHARGER | 11 → | | | | | | |
| 3.6 / 5.7 R/T / 5.7 R/T AWD / 6.4 SRT8 * | | | 580 901 080 | 585 200 080 | | 580 406 074 | |
| DART | 12 → | | | | | | |
| 1.4 T | | | 560 901 068 | | | 560 500 064 | |
| 2.4 | | | 560 901 068 | 563 400 061 | | 560 408 054 | |
| GRAND CARAVAN | 07 → | | | | | | |
| 3.3 | | | | | | 574 013 068 | |
| JOURNEY | 08 → | | | | | | |
| 2.0 CRD | | | 577 400 078 | | | 574 012 068 | |
| 2.4 / 2.4 ECO+ / 2.7 / 2.7 / 2.7 FLEXFUEL / 3.5 / 3.5 AWD / 3.6 | | | | | | 560 411 054 | |
| NEON | 94 - 99 | | | | | | |
| 2.0 16V | | | | | | 570 413 063 | |
| NEON II | 99 → | | | | | | |
| 2.0 16V | | | | | | 570 413 063 | |
| NITRO | 06 - 12 | | | | | | |
| 2.8 CRD / 2.8 CRD 4WD | | | | | | 595 405 083 | |
| 4.0 4WD | | | 574 402 075 | | | 565 500 065 | 572 409 068 |
| STRATUS | 94 - 01 | | | | | | |
| 2.0 16V / 2.4 16V / 2.4 16V / 2.5 V6 | | | | | | 570 413 063 | |




⚠ FOR CARS WITH START/STOP (MUST REPLACE AGM WITH AGM, EFB WITH EFB)




* PLEASE CHECK AS MORE THAN ONE DIFFERENT SIZE BATTERIES CAN BE FITTED DEPENDING ON: - ELECTRICAL OPTIONS
- CLIMATE REGION
- BUILD OE




















|   |  | SILVER dynamic | | | BLUE dynamic | | BLACK dynamic |
|---|---|----------------|-------------|-----|----------------------------|-------------|---------------|
| | | AGM | SLI | Aux | EFB | SLI | SLI |
| DODGE | | | | | | | |
| VIPER Coupe | 91 - 02 | | | | | | |
| 8.0 RT10 ACR | | 595 901 085 | 600 402 083 | | | 595 402 080 | |
| VIPER Coupe | 03 → | | | | | | |
| SRT-10 | | 595 901 085 | 600 402 083 | | | 595 402 080 | |
| VIPER Coupe | 07 - 10 | | | | | | |
| SRT-10 | | 595 901 085 | 600 402 083 | | | 595 402 080 | |
| VIPER Convertible | 91 - 02 | | | | | | |
| 8.0 RT10 / 8.0 RT10 ACR | | 595 901 085 | 600 402 083 | | | 595 402 080 | |
| VIPER Convertible | 02 - 10 | | | | | | |
| SRT-10 | | 595 901 085 | 600 402 083 | | | 595 402 080 | |
| DS | | | | | | | |
| DS 3 | 15 → | | | | | | |
| 1.2 THP 110 / 1.2 VTi 82 / 1.6 BlueHDi 100 / 1.6 BlueHDi 120 / 1.6 THP 165  | | 570 901 076 | | | | | |
| 1.2 THP 130 / 1.6 BlueHDi 75 / 1.6 THP 208 *  | | 570 901 076 | 563 400 061 | | | 560 408 054 | |
| DS 3 Convertible | 15 → | | | | | | |
| 1.2 THP 110 / 1.6 BlueHDi 100 / 1.6 BlueHDi 120 / 1.6 THP 165  | | 570 901 076 | | | | | |
| 1.2 THP 130 / 1.6 THP 208 *  | | 570 901 076 | 563 400 061 | | | 560 408 054 | |
| 1.2 VTi 82  | | 570 901 076 | | | 570 500 076 560 500 064 | 560 408 054 | |
| DS 4 / DS 4 CROSSBACK | 15 → | | | | | | |
| 1.2 THP 130 / 1.6 BlueHDi 120 / 1.6 THP 165 / 1.6 THP 210 / 2.0 BlueHDi 150 / 2.0 BlueHDi 180  | | 570 901 076 | | | | | |
| 1.6 BlueHDi 100 *  | | 570 901 076 | 563 400 061 | | 570 500 076 | 560 408 054 | |
| DS5 | 15 → | | | | | | |
| 1.6 BlueHDi 120 / 1.6 THP 165  | | 570 901 076 | | | 570 500 076 | 574 012 068 | |
| 1.6 THP 210 / 2.0 BlueHDi 150 / 2.0 BlueHDi 180 / 2.0 HDi 165 Hybrid4 4x4  | | 570 901 076 | | | | | |
| DS (CAPSA) | | | | | | | |
| DS 5 Hatchback | 13 → | | | | | | |
| 1.6 THP 160  | | 570 901 076 | | | | | |
| FERRARI | | | | | | | |
| 208/308 Coupe | 74 - 89 | | | | | | |
| 208 Turbo / 308 GTB Qv / 308 GTS Qv | | | | | | 570 413 063 | |
| 328 GTB | 85 - 89 | | | | | | |
| 3.2 | | | | | | 570 413 063 | |
| 328 GTS | 85 - 89 | | | | | | |
| 3.2 | | | | | | 570 413 063 | |
| 348 tb/GTB | 90 - 94 | | | | | | |
| 3.4 | | 570 901 076 | 577 400 078 | | | 574 012 068 | |
| 348 ts/GTS | 88 - 95 | | | | | | |
| 3.4 | | 570 901 076 | 577 400 078 | | | 574 012 068 | |
| 348 Spider | 93 - 95 | | | | | | |
| 3.4 | | 570 901 076 | 577 400 078 | | | 574 012 068 | |
| 360 (F131) | 99 - 05 | | | | | | |
| 3.6 Modena / 3.6 Challenge Stradale | | | 574 402 075 | | 565 500 065 | 572 409 068 | |
| 3.6 Challenge | | 570 901 076 | 577 400 078 | | | 574 012 068 | |
| 360 Spider (F131) | 00 - 05 | | | | | | |
| 3.6 | | | 574 402 075 | | 565 500 065 | 572 409 068 | |
| 400 i | 79 - 85 | | | | | | |
| 4.8 | | | | | | 570 413 063 | |
| 412 i | 85 - 88 | | | | | | |
| 4.9 | | | | | | 570 413 063 | |
| 456 GT/GTA | 93 - 04 | | | | | | |
| 5.5 | | 570 901 076 | 577 400 078 | | | 574 012 068 | |
| 458 | 09 → | | | | | | |
| 4.5 | | 570 901 076 | 577 400 078 | | | 574 012 068 | |
| 458 Spider | 09 → | | | | | | |
| 4.5 (419 kW) | | 570 901 076 | 577 400 078 | | | 574 012 068 | |
| 4.5 (445 kW) | | 570 901 076 | 577 400 078 | | | | |
| 488 GTB (F142M) | 15 → | | | | | | |
| 3.9 | | 570 901 076 | | | | | |
| 488 Spider | 15 → | | | | | | |
| 3.9 | | 570 901 076 | | | | | |

D

 FOR CARS WITH START/STOP (MUST REPLACE AGM WITH AGM, EFB WITH EFB)
 * PLEASE CHECK AS MORE THAN ONE DIFFERENT SIZE BATTERIES CAN BE FITTED DEPENDING ON: - ELECTRICAL OPTIONS
 - CLIMATE REGION
 - BUILD OE

FERRARI > FIAT







|   |  | SILVER dynamic | | | BLUE dynamic | | BLACK dynamic |
|---|---|----------------|-------------|-----|--------------|-------------|---------------|
| | | AGM | SLI | Aux | EFB | SLI | SLI |
| FERRARI | | | | | | | |
| 512 BB | 76 - 84 | | | | | | |
| 4.9 | | 570 901 076 | 577 400 078 | | | 574 012 068 | |
| 512 M | 94 - 96 | | | | | | |
| 4.9 / 5.0 | | 570 901 076 | 577 400 078 | | | 574 012 068 | |
| 512 TR | 92 - 94 | | | | | | |
| 5.0 | | | | | | 574 013 068 | |
| 5 MARANELLO | 96 - 06 | | | | | | |
| 550 / 575 M | | 570 901 076 | 577 400 078 | | | 574 012 068 | |
| 550 BARCHETTA | 00 - 05 | | | | | | |
| 5.5 | | | | | | 574 013 068 | |
| 599 GTB/GTO | 06 → | | | | | | |
| 6.0 GTB | | 570 901 076 | 577 400 078 | | | 574 012 068 | |
| 6.0 GTO | | 595 901 085 | 600 402 083 | | | 595 402 080 | |
| 599 SA | 10 → | | | | | | |
| 599 GTB | | 570 901 076 | 577 400 078 | | | | |
| 6.0 | | 570 901 076 | 577 400 078 | | | 574 012 068 | |
| 612 SCAGLIETTI | 04 - 11 | | | | | | |
| 5.7 | | 570 901 076 | 577 400 078 | | | 574 012 068 | |
| CALIFORNIA | 08 → | | | | | | |
| 3.9 T / 4.3 (360 kW) | | 595 901 085 | | | | | |
| 4.3 (338 kW) | | 570 901 076 | 577 400 078 | | | 574 012 068 | |
| ENZO FERRARI | 02 - 03 | | | | | | |
| 6.0 | | 570 901 076 | 577 400 078 | | | 574 012 068 | |
| FF | 11 → | | | | | | |
| 6.3 | | 595 901 085 | 600 402 083 | | | 595 402 080 | |
| F12 Berlinetta | 12 → | | | | | | |
| 6.3 / 6.3 tdf | | 595 901 085 | | | | | |
| F355 Berlinetta | 94 - 99 | | | | | | |
| 3.5 | | 570 901 076 | 577 400 078 | | | 574 012 068 | |
| F355 Spider | 95 - 00 | | | | | | |
| 3.5 | | 570 901 076 | 577 400 078 | | | 574 012 068 | |
| F40 | 88 - 92 | | | | | | |
| 3.0 | | | | | | 570 413 063 | |
| F430 | 05 - 09 | | | | | | |
| 4.3 | | 570 901 076 | 577 400 078 | | | 574 012 068 | |
| F430 Spider | 05 - 09 | | | | | | |
| 4.3 | | 570 901 076 | 577 400 078 | | | 574 012 068 | |
| F50 Coupe (W16_) | 95 - 97 | | | | | | |
| 4.7 | | 570 901 076 | 577 400 078 | | | 574 012 068 | |
| GTC4 Lusso / Lusso T | 16 → | | | | | | |
| 3.9 T / 6.3 | | 570 901 076 | 577 400 078 | | | | |
| LaFERRARI | 13 → | | | | | | |
| 6.3 Hybrid | | 595 901 085 | | | | | |
| MONDIAL | 80 - 93 | | | | | | |
| 3.2 Quattrovalvole / 3.4 T / 8 / 8 Quattrovalvole | | 570 901 076 | 577 400 078 | | | 574 012 068 | |
| MONDIAL Convertible | 83 - 93 | | | | | | |
| 3.2 / 3.2 Quattrovalvole / 3.4 T / 8 Quattrovalvole | | 570 901 076 | 577 400 078 | | | 574 012 068 | |
| SUPERAMERICA | 05 - 06 | | | | | | |
| 575 | | 570 901 076 | 577 400 078 | | | 574 012 068 | |
| TESTAROSSA | 84 - 91 | | | | | | |
| 5.0 | | 570 901 076 | 577 400 078 | | | 574 012 068 | |
| FIAT | | | | | | | |
| ARGENTA (132_) | 77 - 87 | | | | | | |
| 1600 / 1600 i.e / 2000 / 2000 i.e. / 2000 Volumex | | | | | | | 545 413 040 |
| 2500 Diesel / 2500 Turbodiesel | | | 577 400 078 | | | 574 012 068 | 570 409 064 |
| BARCHETTA (183_) | 95 - 05 | | | | | | |
| 1.8 16V | | | 554 400 053 | | | 552 400 047 | |
| BRAVA (182_) | 95 - 03 | | | | | | |
| 1.2 16V / 1.4 / 1.6 16V / 1.6 16V / 1.8 GT 16V | | | 554 400 053 | | | 552 400 047 | |
| 1.2 16V 80 | | | | | | 544 401 042 | |
| 1.4 12 V | | | 554 400 053 | | | 552 400 047 | 545 412 040 |
| 1.9 D / 1.9 JTD / 1.9 JTD 105 / 1.9 TD 100 S / 1.9 TD 75 S / 2.0 | | | 563 400 061 | | 560 500 064 | 560 408 054 | |
| BRAVO I (182_) | 95 - 01 | | | | | | |
| 1.2 16V 80 (60 kW) | | | | | | 544 401 042 | |

|   |  | SILVER <i>dynamic</i> | | | BLUE <i>dynamic</i> | | BLACK <i>dynamic</i> |
|---|---|--------------------------|----------------------------|-----|------------------------|----------------------------|-------------------------|
| | | AGM | SLI | Aux | EFB | SLI | SLI |
| FIAT | | | | | | | |
| BRAVO I (182_) | 95 - 01 | | | | | | |
| 1.2 16V 80 (64 kW) / 1.4 | | | 554 400 053 | | | 552 400 047 | |
| 1.6 / 1.6 16V / 1.8 GT | | | 554 400 053 | | | 560 408 054 552 400 047 | |
| 1.9 D / 1.9 JTD / 1.9 JTD 105 / 1.9 TD 100 S / 1.9 TD 75 S / 2.0 HGT 20V | | | 563 400 061 | | 560 500 064 | 560 408 054 | |
| BRAVO II (198_) | 06 → | | | | | | |
| 1.4 16V *  | | 560 901 068 | 554 400 053 | | 560 500 064 | 552 400 047 | |
| 1.4 / 1.4 T-Jet | | | 554 400 053 | | | 560 408 054 552 400 047 | |
| 1.4 LPG | | | 554 400 053 | | | 552 400 047 | |
| 1.6 D Multijet (66 kW) / 1.9 D Multijet (88/110 kW) | | | 563 400 061 | | | 560 408 054 | |
| 1.6 D Multijet (85 kW) | | | 563 400 061 | | 560 500 064 | 560 408 054 | |
| 1.9 D Multijet (85 kW) / 2.0 D Multijet | | | 577 400 078 | | | 574 012 068 | |
| CAMPAGNOLA | 74 - 89 | | | | | | |
| 2.0 | | | | | | | 545 413 040 |
| 2.4 D | | | 577 400 078 | | | 574 012 068 | 570 409 064 |
| CINQUECENTO (170_) | 91 - 99 | | | | | | |
| 0.7 / 0.7 i / 0.9 / 0.9 i.e. / 0.9 i.e. S / 1.1 Sporting | | | | | | | 540 406 034 |
| COUPE (175_) | 93 - 00 | | | | | | |
| 1.8 16V / 2.0 16V / 2.0 16V Turbo / 2.0 20V / 2.0 20V Turbo | | | 563 400 061 | | 560 500 064 | 560 408 054 | |
| CROMA (154_) | 85 - 96 | | | | | | |
| 1600 / 2000 16V / 2000 CHT / 2000 i.e. / 2000 i.e. Turbo / 2500 V6 | | | 563 400 061 | | 560 500 064 | 560 408 054 | |
| 1900 Turbo D i.d. / 2500 D / 2500 TD / 2500 TDE | | | 577 400 078 | | | 574 012 068 | 570 409 064 |
| CROMA (194_) | 05 → | | | | | | |
| 1.8 16V / 2.2 16V | | | 563 400 061 | | | 560 408 054 | |
| 1.9 D Multijet | | | 577 400 078 | | | 574 012 068 | |
| 2.4 D Multijet | | | 585 200 080 | | | 580 406 074 | |
| DOBLO MPV (119_, 223_) | 01 → | | | | | | |
| 1.2 | | | | | | 544 401 042 | |
| 1.3 D Multijet | | 560 901 068 | 563 400 061 | | | | |
| 1.3 JTD / 1.3 JTD 16V / 1.9 D / 1.9 D Multijet / 1.9 JTD | | 560 901 068 | 563 400 061 | | | 560 408 054 | |
| 1.4 | | | 554 400 053 | | | | |
| 1.6 16V * | | | 554 400 053 552 401 052 | | | 544 402 044 | |
| 1.6 Natural Power | | | 554 400 053 | | | 552 400 047 | |
| DOBLO Cargo (223_) | 00 → | | | | | | |
| 1.2 / 1.6 16V / 1.6 Natural Power | | | 554 400 053 | | | 552 400 047 | |
| 1.3 D Multijet / 1.3 JTD 16V / 1.3 JTD 16V Multijet / 1.9 JTD (74 kW) | | | 563 400 061 | | | 560 408 054 | |
| 1.4 | | | 554 400 053 | | | | |
| 1.9 D | | 560 901 068 | 563 400 061 | | | 560 408 054 | |
| 1.9 JTD (77 kW) / 1.9 JTD Multijet | | | 577 400 078 | | | 574 012 068 | |
| DOBLO MPV (263_) | 09 → | | | | | | |
| 1.3 D Multijet (66 kW) / 1.4 (70 kW) / 1.6 D Multijet (77/66 kW)  | | 560 901 068 | 563 400 061 | | 560 500 064 | 560 408 054 | |
| 1.3 D Multijet (70 kW) *  | | 560 901 068 | 563 400 061 | | 560 500 064 | 552 400 047 | |
| 1.4 (88 kW) / 2.0 D Multijet  | | 570 901 076 | 577 400 078 | | 570 500 076 | 574 012 068 | |
| 1.4 Natural Power / 1.6 D Multijet (88 kW) | | 560 901 068 | | | 560 500 064 | | |
| 1.6 D Multijet (70 kW)  | | 570 901 076 | 577 400 078 563 400 061 | | 570 500 076 | | |
| DOBLO Box Body / Estate (263_) | 10 → | | | | | | |
| 1.3 D Multijet (66 kW) / 1.6 D Multijet (66 kW)  | | 560 901 068 | 563 400 061 | | 560 500 064 | 560 408 054 | |
| 1.3 D Multijet (70 kW) *  | | 560 901 068 | 563 400 061 | | 560 500 064 | 552 400 047 | |
| 1.4 (88 kW) / 2.0 D Multijet  | | 570 901 076 | 577 400 078 | | 570 500 076 | 574 012 068 | |
| 1.4 (70 kW) / 1.4 Natural Power / 1.6 D Multijet (74 kW)  | | 560 901 068 | | | 560 500 064 | | |
| 1.6 D Multijet (88 kW)  | | 570 901 076 | 577 400 078 563 400 061 | | 570 500 076 | | |
| DOBLO Platform/Chassis (263_) | 10 → | | | | | | |
| 1.3 D Multijet (66 kW) / 1.6 D Multijet (77/74/66 kW) *  | | 570 901 076 | 563 400 061 | | 570 500 076 | 560 408 054 | |
| 1.3 D Multijet (55 kW)  | | 560 901 068 | | | 560 500 064 | | |
| 1.4 (70 kW) *  | | 570 901 076 | 554 400 053 | | 570 500 076 | | |
| 1.4 (88 kW) * | | | 563 400 061 | | | 552 400 047 | |
| 1.4 Natural Power *  | | 560 901 068 | 563 400 061 | | 560 500 064 | 552 400 047 | |
| 1.6 D Multijet (88 kW)  | | 570 901 076 | | | 570 500 076 | | |
| 2.0 D Multijet  | | 570 901 076 | 577 400 078 | | 570 500 076 | 574 012 068 | |
| DUNA (146_) | 87 - 91 | | | | | | |
| 1.7 DS | | | 563 400 061 | | | 560 408 054 | 556 400 048 |
| 60 1.1 / 70 1.3 / 70 1.3 | | | 554 400 053 | | | 552 400 047 | 545 412 040 |
| DUNA Saloon | 91 - 96 | | | | | | |
| 1.1 | | | 554 400 053 | | | 552 400 047 | 545 412 040 |

 FOR CARS WITH START/STOP (MUST REPLACE AGM WITH AGM, EFB WITH EFB)

* PLEASE CHECK AS MORE THAN ONE DIFFERENT SIZE BATTERIES CAN BE FITTED DEPENDING ON: - ELECTRICAL OPTIONS
- CLIMATE REGION
- BUILD OE













FIAT


|  |  | SILVER dynamic | | | BLUE dynamic | | BLACK dynamic |
|---|---|----------------|----------------------------|-----|--------------|-------------|---------------|
| | | AGM | SLI | Aux | EFB | SLI | SLI |
| FIAT | | | | | | | |
| DUNA Weekend (146_) | 87 - 01 | | | | | | |
| 1.7 DS | | | 563 400 061 | | | 560 408 054 | 556 400 048 |
| 60 1.1 / 70 1.3 | | | 554 400 053 | | | 552 400 047 | 545 412 040 |
| ELBA (146_) | 85 - 97 | | | | | | |
| 1.3 / 1.5 | | | 554 400 053 | | | 552 400 047 | 545 412 040 |
| 1.3 D / 1.7 D | | | 563 400 061 | | | 560 408 054 | 556 400 048 |
| FIORINO (127_) | 77 - 87 | | | | | | |
| 1050 / 900 | | | 554 400 053 | | | 552 400 047 | 545 412 040 |
| FIORINO (147_) | 80 - 93 | | | | | | |
| 1.0 / 1.1 60 / 1.3 | | | 554 400 053 | | | 552 400 047 | 545 412 040 |
| 1.3 D | | | 577 400 078 | | | 574 012 068 | 570 409 064 |
| FIORINO Pick up (147_) | 77 - 89 | | | | | | |
| 1.0 | | | 554 400 053 | | | 552 400 047 | 545 412 040 |
| 1.3 D | | | 577 400 078 | | | 574 012 068 | 570 409 064 |
| FIORINO Box (146_) | 88 → | | | | | | |
| 1.4 / 60 1.1 / 70 1.3 | | | 554 400 053 | | | 552 400 047 | 545 412 040 |
| 1.7 D | | | 577 400 078 | | | 574 012 068 | 570 409 064 |
| 1.7 TD / 65 1.7 TD | | | 577 400 078 | | | 574 012 068 | |
| 60 1.7 D | | | 563 400 061 | | | 560 408 054 | |
| 70 i.e. 1.4 / 75 i.e. 1.6 | | | 554 400 053 | | | 552 400 047 | |
| 75 i.e. 1.5 | | | 563 400 061 | | | 560 408 054 | 556 400 048 |
| FIORINO Pick up (146_) | 88 - 01 | | | | | | |
| 1.3 / 1.5 iE | | | 554 400 053 | | | 552 400 047 | 545 412 040 |
| 1.4 / 1.6 | | | 554 400 053 | | | 552 400 047 | |
| 1.7 D | | | 577 400 078 | | | 574 012 068 | 570 409 064 |
| 1.7 TD | | | 577 400 078 | | | 574 012 068 | |
| FIORINO Box Body / Estate (225_) | 07 → | | | | | | |
| 1.3 D Multijet (70 kW)  | | 560 901 068 | 563 400 061 | | 560 500 064 | 560 408 054 | |
| 1.3 D Multijet (55 kW) / 1.4 / 1.4 Natural Power | | | 554 400 053 | | | | |
| 1.3 D Multijet (59 kW) * | | | 563 400 061 | | 560 500 064 | 552 400 047 | |
| FREEMONT (345_) | 11 → | | | | | | |
| 2.0 JTD / 2.0 JTD 4x4 / 2.4 / 3.6 / 3.6 4x4 | | | | | | 574 013 068 | |
| FULLBACK Pickup (502_, 503_) | 16 → | | | | | | |
| 2.4 / 2.4 4x4 / 2.4 D / 2.4 D 4x4 / 2.5 D 4x4 *  | | 580 901 080 | 585 200 080 | | 580 500 080 | | |
| IDEA (350_) | 03 → | | | | | | |
| 1.2 16V / 1.3 D Multijet (66 kW) / 1.4 (66 kW) / 1.4 16V / 1.4 LPG | | | 554 400 053 | | | 552 400 047 | |
| 1.3 D Multijet (70 kW) *  | | 560 901 068 | 554 400 053 | | 560 500 064 | 552 400 047 | |
| 1.3 D Multijet (51 kW) / 1.4 (57 kW) / 1.9 JTD | | | 554 400 053 | | | | |
| 1.6 D Multijet *  | | 570 901 076 | 563 400 061 | | 570 500 076 | 560 408 054 | |
| 1.8 | | | 563 400 061 | | 560 500 064 | 560 408 054 | |
| LINEA (323_, 110_) | 07 → | | | | | | |
| 1.3 D Multijet (66 kW) / 1.4 / 1.4 T-Jet / 1.6 / 1.9 16V | | | 554 400 053 | | | 552 400 047 | |
| 1.3 D Multijet (70 kW) | | | 554 400 053 | | | | |
| 1.6 D Multijet | | | 563 400 061 | | | 560 408 054 | |
| MAREA (185_) | 96 - 07 | | | | | | |
| 1.2 16V / 1.6 / 1.6 100 16V / 1.6 100 16V Bipower / 1.6 SX / 1.8 115 16V / 2.0 150 20V (110 kW) / 2.0 155 20V * | | | 554 400 053 552 401 052 | | | 544 402 044 | |
| 1.4 80 12V | | | 554 400 053 | | | 552 400 047 | |
| 1.6 16V / 2.0 150 20V (108 kW) | | | 554 400 053 | | | 552 400 047 | 545 412 040 |
| 1.9 JTD / 2.4 JTD 130 | | | 574 402 075 | | | 572 409 068 | |
| 1.9 JTD 105 / 1.9 JTD 110 / 1.9 TD 100 / 1.9 TD 75 | | | 561 400 060 | | | 560 409 054 | |
| 2.4 TD 125 | | | 577 400 078 | | | 574 012 068 | 570 409 064 |
| MAREA Weekend (185_) | 96 - 07 | | | | | | |
| 1.2 16V / 1.4 80 12V / 1.6 / 1.6 100 16V / 1.8 115 16V / 2.0 150 20V (110 kW) / 2.0 155 20V * | | | 554 400 053 552 401 052 | | | 544 402 044 | |
| 1.9 JTD / 2.4 JTD 130 | | | 574 402 075 | | | 572 409 068 | |
| 1.9 JTD 105 / 1.9 JTD 110 / 1.9 TD 100 / 1.9 TD 75 | | | 561 400 060 | | | 560 409 054 | |
| 2.0 150 20V (108 kW) | | | 554 400 053 | | | 552 400 047 | 545 412 040 |
| 2.4 TD 125 | | | 563 400 061 | | | 560 408 054 | |
| MULTIPLA (186_) | 99 - 10 | | | | | | |
| 1.6 (68 kW) | | | 563 400 061 | | | 560 408 054 | |
| 1.6 (76 kW) / 1.6 100 16V / 1.6 16V / 1.6 16V Bipower / 1.6 16V Blupower | | | 554 400 053 | | | 552 400 047 | |
| 1.9 JTD 105 / 1.9 JTD 110 / 1.9 JTD 115 / 1.9 JTD | | | 577 400 078 | | | 574 012 068 | |
| PALIO (178_) | 96 → | | | | | | |
| 1.0 / 1.2 / 1.4 / 1.4 Cat / 1.5 / 1.6 16V | | | 554 400 053 | | | 552 400 047 | |
| PALIO Weekend (178_) | 96 → | | | | | | |
| 1.2 / 1.2 Flex / 1.2 Flex / 1.2 LPG / 1.4 / 1.5 / 1.5 Bipower / 1.6 16V / 1.6 16V | | | 554 400 053 | | | 552 400 047 | |















 FOR CARS WITH START/STOP (MUST REPLACE AGM WITH AGM, EFB WITH EFB)

* PLEASE CHECK AS MORE THAN ONE DIFFERENT SIZE BATTERIES CAN BE FITTED DEPENDING ON: - ELECTRICAL OPTIONS
- CLIMATE REGION
- BUILD OE

|   |  | SILVER dynamic | | | BLUE dynamic | | BLACK dynamic |
|---|---|----------------|-------------|-------------|--------------|-------------|---------------|
| | | AGM | SLI | Aux | EFB | SLI | SLI |
| FIAT | | | | | | | |
| PALIO Weekend (178_) | 96 → | | | | | | |
| 1.7 TD / 1.9 D / 1.9 JTD | | | 577 400 078 | | | 574 012 068 | |
| PANDA (141_) | 80 - 04 | | | | | | |
| 1000 4x4 / 1000 / 1000 i.e. Cat / 1100 (37 kW) / 900 / 950 4x4 * | | | 554 400 053 | | | 552 400 047 | 540 406 034 |
| 1100 (40 kW) / 1100 4x4 / 1100 4x4 / 1100 Trekking 4x4 / 750 | | | 554 400 053 | | | 552 400 047 | |
| 1300 D | | | 554 400 053 | | | 552 400 047 | 545 412 040 |
| 650 * | | | 554 400 053 | | | 544 401 042 | 545 413 040 |
| 800 / 950 | | | | | | | 545 413 040 |
| PANDA Van (141_) | 86 - 04 | | | | | | |
| 1000 / 1.1 (37 kW) / 750 * | | | 554 400 053 | | | 552 400 047 | 540 406 034 |
| 1000 i.e / 1.1 (40 kW) | | | 554 400 053 | | | 552 400 047 | |
| PANDA (169_) | 03 → | | | | | | |
| 1.1 / 1.2 (44 kW) / 1.2 4x4 (44 kW) / 1.2 LPG / 1.2 Natural Power | | | | | | 544 401 042 | |
| 1.2 (51 kW) / 1.2 4x4 (51 kW) * | | | 554 400 053 | | | 544 401 042 | |
| 1.3 D Multijet / 1.3 D Multijet 4x4 / 1.4 / 1.4 Natural Power (57 kW) | | | 554 400 053 | | | | |
| 1.4 Natural Power (51 kW) | | | 554 400 053 | | | 552 400 047 | |
| PANDA Van (169_) | 04 → | | | | | | |
| 1.1 / 1.2 (44 kW) / 1.2 4x4 (44 kW) | | | | | | 544 401 042 | |
| 1.2 (51 kW) / 1.2 LPG | | | 563 400 061 | | | 560 408 054 | |
| 1.2 4x4 (51 kW) / 1.3 D Multijet / 1.3 D Multijet 4x4 | | | 554 400 053 | | | 552 400 047 | |
| 1.2 Natural Power / 1.4 Natural Power | | | 554 400 053 | | | | |
| PANDA (312_ , 319_) | 12 → | | | | | | |
| 0.9 / 0.9 4x4 / 0.9 Natural Power / 1.3 D Multijet / 1.3 D Multijet 4x4  | | | 560 901 068 | | | 560 500 064 | |
| 1.2 / 1.2 LPG *  | | | 560 901 068 | 554 400 053 | | 560 500 064 | |
| PANDA VAN (312_ , 519_) | 12 → | | | | | | |
| 0.9 / 0.9 4x4 / 0.9 Natural Power / 1.3 D Multijet / 1.3 D Multijet 4x4  | | | 560 901 068 | | | 560 500 064 | |
| 1.2 / 1.2 LPG *  | | | 560 901 068 | 554 400 053 | | 560 500 064 | |
| PENNY VAN (257_) | 86 - 90 | | | | | | |
| 1.1 / 1.3 | | | 554 400 053 | | | 552 400 047 | 545 412 040 |
| 1.7 D | | | 563 400 061 | | | 560 408 054 | 556 400 048 |
| PREMIO | 85 - 96 | | | | | | |
| 1.3 / 1.5 / 1.5 i.e. / 1.5 / 1.6 / 1.6 i.e. / 1.6 i.e. | | | 554 400 053 | | | 552 400 047 | 545 412 040 |
| PUNTO (176_) | 93 - 99 | | | | | | |
| 1.2 16V / 1.4 GT Turbo / 1.6 / 55 1.1 / 60 1.2 / 75 1.2 / 75 1.2 * | | | 554 400 053 | | | 552 400 047 | 540 406 034 |
| 1.7 D / 1.7 TD | | | 563 400 061 | | | 560 408 054 | 556 400 048 |
| PUNTO Convertible (176_) | 94 - 00 | | | | | | |
| 60 1.2 (43 kW) | | | 554 400 053 | | | 552 400 047 | |
| 60 1.2 (44 kW) * | | | 554 400 053 | | | 544 402 044 | |
| | | | 552 401 052 | | | | |
| 85 16V 1.2 | | | | | | 544 401 042 | |
| 90 1.6 * | | | 554 400 053 | | | 552 400 047 | 540 406 034 |
| PUNTO Van (176_) | 96 - 00 | | | | | | |
| 1.1 | | | | | | 544 401 042 | |
| 1.7 D / 1.7 TD | | | 561 400 060 | | | 560 409 054 | |
| PUNTO (188_) | 99 - 12 | | | | | | |
| 1.2 16V 80 / 1.2 60 / 1.2 Natural Power | | | | | | 544 401 042 | |
| 1.2 Bifuel / 1.4 / 1.8 130 HGT | | | 554 400 053 | | | 552 400 047 | |
| 1.3 JTD 16V | | | 554 400 053 | | | | |
| 1.9 DS 60 / 1.9 JTD / 1.9 JTD 80 | | | 563 400 061 | | | 560 408 054 | |
| PUNTO Van (188_) | 00 - 09 | | | | | | |
| 1.2 60 | | | | | | 544 401 042 | |
| 1.3 D Multijet / 1.3 JTD | | | 554 400 053 | | | 552 400 047 | |
| 1.9 D 60 / 1.9 JTD | | | 563 400 061 | | | 560 408 054 | |
| GRANDE PUNTO (199_) | 05 → | | | | | | |
| 1.2 (51 kW) *  | | | 560 901 068 | | | 560 500 064 | 544 401 042 |
| 1.2 (48 kW) | | | | | | | 544 401 042 |
| 1.2 LPG | | | 554 400 053 | | | 552 400 047 | 545 412 040 |
| 1.3 D Multijet (51 kW) / 1.4 LPG | | | 554 400 053 | | | | |
| 1.3 D Multijet (56 kW) | | | 563 400 061 | | | 560 500 064 | 560 408 054 |
| 1.3 D Multijet (55 kW)  | | | 560 901 068 | 563 400 061 | | 560 500 064 | 560 408 054 |
| 1.4 16V / 1.4 (55 kW) / 1.4 Natural Power / 1.4 T-Jet | | | 554 400 053 | | | 552 400 047 | |
| 1.4 (57 kW) *  | | | 560 901 068 | 554 400 053 | | 560 500 064 | |
| 1.6 D Multijet / 1.9 D Multijet (96/88 kW) | | | 563 400 061 | | | 560 408 054 | |
| 1.9 D Multijet (85 kW) | | | 577 400 078 | | | 574 012 068 | |
| PUNTO Van (199_) | 06 → | | | | | | |
| 0.9 Twinair Turbo / 1.3 D Multijet (62/70 kW)  | | | 560 901 068 | | | 560 500 064 | |
| 1.3 D Multijet (55 kW) / 1.4 / 1.4 LPG / 1.4 Natural Power | | | 554 400 053 | | | 552 400 047 | |
| 1.3 D Multijet (66 kW) *  | | | 560 901 068 | 554 400 053 | | 560 500 064 | 552 400 047 |

 FOR CARS WITH START/STOP (MUST REPLACE AGM WITH AGM, EFB WITH EFB)
 * PLEASE CHECK AS MORE THAN ONE DIFFERENT SIZE BATTERIES CAN BE FITTED DEPENDING ON: - ELECTRICAL OPTIONS
 - CLIMATE REGION
 - BUILD OE













FIAT

|   |  | SILVER dynamic | | | BLUE dynamic | | BLACK dynamic |
|--|---|----------------|-------------|-----|--------------|-------------|---------------|
| | | AGM | SLI | Aux | EFB | SLI | SLI |
| FIAT | | | | | | | |
| PUNTO EVO (199_) | 08 → | | | | | | |
| 1.2 (51 kW) *  | | 560 901 068 | | | 560 500 064 | 544 401 042 | |
| 1.2 (48 kW) / 1.3 D Multijet (62 kW) / 1.4 *  | | 560 901 068 | 554 400 053 | | 560 500 064 | 552 400 047 | |
| 1.3 D Multijet (51 kW)  | | 560 901 068 | 563 400 061 | | 560 500 064 | 560 408 054 | |
| 1.3 D Multijet (55 kW) / 1.6 D Multijet *  | | 570 901 076 | 563 400 061 | | 570 500 076 | 560 408 054 | |
| 1.3 D Multijet (70 kW)  | | 570 901 076 | | | 570 500 076 | | |
| 1.3 D Multijet (68 kW) / 1.4 16V | | 560 901 068 | | | 560 500 064 | | |
| 1.4 LPG / 1.4 Natural Power | | | 554 400 053 | | | 552 400 047 | |
| PUNTO (199_) | 12 → | | | | | | |
| 0.9 / 0.9 Bifuel / 0.9 Twinair Turbo / 1.2 (49 kW) / 1.3 D Multijet (70/59/62 kW) / 1.3 JTD Multijet / 1.4 Multi Air / 1.4 Turbo Multi Air  | | 560 901 068 | | | 560 500 064 | | |
| 1.2 (51 kW) / 1.3 D Multijet (55 kW) / 1.4 *  | | 560 901 068 | 554 400 053 | | 560 500 064 | 552 400 047 | |
| 1.4 Bifuel | | | 554 400 053 | | | 552 400 047 | |
| 1.4 Natural Power | | | 554 400 053 | | | | |
| QUBO (225_) | 08 → | | | | | | |
| 1.3 D Multijet (70 kW)  | | 560 901 068 | | | 560 500 064 | | |
| 1.3 D Multijet (55 kW) *  | | 560 901 068 | 554 400 053 | | 560 500 064 | 552 400 047 | |
| 1.4 / 1.4 Natural Power | | | 554 400 053 | | | 552 400 047 | |
| REGATA (138_) | 83 - 95 | | | | | | |
| 100 Super 1.6 / 70 1.3 / 75 1.5 / 85 1.5 / 85 1.6 / 85 Super 1.5 / 85 Super 1.5 / 90 i.e. 1.6 | | | 554 400 053 | | | 552 400 047 | 545 412 040 |
| 60 Diesel 1.7 / 65 Diesel 1.9 / 65 Diesel 1.9 / 80 Turbo Diesel 1.9 | | | 563 400 061 | | | 560 408 054 | 556 400 048 |
| REGATA Weekend (138_) | 83 - 95 | | | | | | |
| 100 1.6 / 70 1.3 / 75 1.5 / 85 1.5 / 85 1.5 / 90 i.e. 1.6 | | | 554 400 053 | | | 552 400 047 | 545 412 040 |
| 60 Diesel 1.7 / 65 Diesel 1.9 / 80 Turbo Diesel 1.9 | | | 563 400 061 | | | 560 408 054 | 556 400 048 |
| RITMO Convertible (138_) | 79 - 89 | | | | | | |
| 100 1.6 / 1.3 / 50 1.3 / 85 1.5 | | | | | | 552 400 047 | 545 412 040 |
| RITMO (138_) | 78 - 88 | | | | | | |
| 1.0 / 1.6 / 1.1 / 1.3 / 1.5 / 1.6 | | | | | | | 545 413 040 |
| 1.7 Diesel | | | | | | 574 013 068 | |
| 1.9 TD | | | 563 400 061 | | | 560 408 054 | 556 400 048 |
| SCUDO Combinato (220_) | 96 - 06 | | | | | | |
| 1.6 / 2.0 16V | | | 563 400 061 | | | 560 408 054 | |
| 1.9 D / 1.9 TD / 1.9 TD Eco / 2.0 JTD / 2.0 JTD 16V | | 570 901 076 | 577 400 078 | | | 574 012 068 | |
| SCUDO Box (220_) | 96 - 06 | | | | | | |
| 1.6 / 2.0 | | | 563 400 061 | | | 560 408 054 | |
| 1.9 D / 1.9 TD / 2.0 JTD / 2.0 JTD 16V | | 570 901 076 | 577 400 078 | | | 574 012 068 | |
| SCUDO (270_, 272_) | 07 → | | | | | | |
| 1.6 D Multijet (66 kW) | | 560 901 068 | 563 400 061 | | | | |
| 1.6 D Multijet (66 kW) | | | 577 400 078 | | | 574 012 068 | |
| 2.0 D Multijet (120 kW) / 2.0 D Multijet 4x4 | | 570 901 076 | 577 400 078 | | | 574 012 068 | |
| 2.0 D Multijet (100 kW) | | 570 901 076 | 577 400 078 | | | | |
| SCUDO Box (270_, 272_) | 07 → | | | | | | |
| 1.6 D Multijet (66 kW) | | | 563 400 061 | | | 560 408 054 | |
| 1.6 D Multijet (66 kW) / 2.0 D Multijet / 2.0 D Multijet 4x4 | | | 577 400 078 | | | 574 012 068 | |
| SCUDO Platform/Chassis (270_, 272_) | 07 → | | | | | | |
| 1.6 D Multijet | | | 563 400 061 | | | 560 408 054 | |
| 2.0 D Multijet | | | 577 400 078 | | | 574 012 068 | |
| SEDICI (FY_) | 06 - 14 | | | | | | |
| 1.6 16V / 1.6 16V 4x4 | | | 554 400 053 | | | 552 400 047 | |
| 1.9 D Multijet | | | 577 400 078 | | | 574 012 068 | |
| 1.9 D Multijet 4x4 / 2.0 D Multijet / 2.0 D Multijet 4x4 | | | 563 400 061 | | | 560 408 054 | |
| SEICENTO / 600 (187_) | 97 - 10 | | | | | | |
| 0.9 / 1.1 | | | | | | 544 401 042 | |
| Elektra / Elettrica | | | 561 400 060 | | | 560 409 054 | |
| SIENA (172_) | 06 → | | | | | | |
| 1.3 JTD / 1.4 | | | 554 400 053 | | | 552 400 047 | |
| SEICENTO / 600 Van (287_) | 98 - 10 | | | | | | |
| 0.9 / 1.1 | | | | | | 544 401 042 | |
| SIENA (178_, 172_) | 96 - 13 | | | | | | |
| 1.0 Flex / 1.2 / 1.2 Flex / 1.2 Flex / 1.3 JTD / 1.4 (51 kW) / 1.4 Cat / 1.5 Bipower / 1.6 / 1.6 16V / 1.7 TD | | | 554 400 053 | | | 552 400 047 | |
| 1.4 (57 kW) | | | 554 400 053 | | | | |
| 1.8 Bipower | | | 563 400 061 | | | 560 408 054 | |
| STILO (192_) | 01 - 10 | | | | | | |
| 1.2 16V / 1.4 16V | | | 554 400 053 | | | 552 400 047 | |


















 FOR CARS WITH START/STOP (MUST REPLACE AGM WITH AGM, EFB WITH EFB)

* PLEASE CHECK AS MORE THAN ONE DIFFERENT SIZE BATTERIES CAN BE FITTED DEPENDING ON: - ELECTRICAL OPTIONS
- CLIMATE REGION
- BUILD OE

|   |  | SILVER dynamic | | | BLUE dynamic | | BLACK dynamic |
|--|---|----------------|----------------------------|-----|--------------|----------------------------|---------------|
| | | AGM | SLI | Aux | EFB | SLI | SLI |
| FIAT | | | | | | | |
| STILO (192_) | 01 - 10 | | | | | | |
| 1.6 / 1.6 16V / 1.8 16V / 2.4 20V | | | 563 400 061 | | | 560 408 054 | |
| 1.9 D Multijet / 1.9 JTD | | | 577 400 078 | | | 574 012 068 | |
| STILO Multi Wagon (192_) | 03 - 08 | | | | | | |
| 1.4 16V | | | 554 400 053 | | | 552 400 047 | |
| 1.6 16V / 1.8 16V | | | 563 400 061 | | | 560 408 054 | |
| 1.9 D / 1.9 D Multijet / 1.9 JTD | | | 577 400 078 | | | 574 012 068 | |
| STRADA Pickup (178_) | 98 → | | | | | | |
| 1.2 | | | 554 400 053 | | | 552 400 047 | |
| 1.3 D Multijet | | | 554 400 053 | | | | |
| 1.7 TD | | | 563 400 061 | | | 560 408 054 | |
| 1.9 D / 1.9 JTD | | | 577 400 078 | | | 574 012 068 | |
| STRADA Pickup (278_) | 09 → | | | | | | |
| 1.3 D Multijet | | | 563 400 061 | | | 560 408 054 | |
| TEMPRA (159_) | 90 - 98 | | | | | | |
| 1.4 i.e. / 1.6 / 1.6 i.e. / 1.8 i.e. / 1.9 D / 1.9 TD / 2.0 i.e. | | | 563 400 061 | | | 560 408 054 | 556 400 048 |
| TEMPRA S.W. (159_) | 90 - 97 | | | | | | |
| 1.4 i.e. / 1.6 / 1.6 i.e. / 1.8 i.e. / 1.9 D / 1.9 TD / 2.0 i.e. / 2.0 i.e. 4x4 | | | 563 400 061 | | | 560 408 054 | 556 400 048 |
| TIPO (160_) | 87 - 97 | | | | | | |
| 1.1 / 1.4 / 1.4 i.e. / 1.6 (56/58/56 kW) / 1.6 (56/58/56 kW) / 2.0 (85 kW) | | | 554 400 053 | | | 552 400 047 | 545 412 040 |
| 1.6 (61 kW) / 1.6 i.e. / 1.6 SX DGT / 1.6 SX DGT / 1.7 D / 1.8 i.e. / 1.8 i.e. / 1.8 i.e. 16V Sport / 1.9 D / 1.9 TD / 2.0 (104/104 kW) / 2.0 16V / 2.0 i.e. / 2.0 i.e. 16V Sport / 2.0 (104/104 kW) | | | 563 400 061 | | | 560 408 054 | 556 400 048 |
| TIPO Saloon (356_) | 15 → | | | | | | |
| 1.3 D *  | | | 563 400 061 | | | 570 500 076 560 500 064 | 552 400 047 |
| 1.4 / 1.4 LPG *  | | 560 901 068 | 563 400 061 | | | 560 500 064 | 552 400 047 |
| 1.6  | | | 577 400 078 | | | 570 500 076 560 500 064 | |
| 1.6 D *  | | | 577 400 078 563 400 061 | | | 570 500 076 560 500 064 | |
| TIPO Hatchback (357_) | 16 → | | | | | | |
| 1.3 D *  | | | 563 400 061 | | | 570 500 076 560 500 064 | 552 400 047 |
| 1.4 / 1.4 LPG *  | | 560 901 068 | 563 400 061 | | | 560 500 064 | 552 400 047 |
| 1.6 * | | | | | | 570 500 076 560 500 064 | |
| 1.6 D *  | | | 577 400 078 563 400 061 | | | 570 500 076 560 500 064 | |
| TIPO Estate (357_) | 16 → | | | | | | |
| 1.3 D *  | | | 563 400 061 | | | 570 500 076 560 500 064 | 552 400 047 |
| 1.4 / 1.4 LPG *  | | 560 901 068 | 563 400 061 | | | 560 500 064 | 552 400 047 |
| 1.6 / 1.6 D * | | | | | | 570 500 076 560 500 064 | |
| ULYSSE (220_) | 94 - 02 | | | | | | |
| 1.8 / 2.0 16V / 2.0 / 2.0 Turbo | | | 563 400 061 | | | 560 408 054 | |
| 1.9 TD / 2.0 JTD / 2.0 JTD 16V / 2.1 TD | | | 577 400 078 | | | 574 012 068 | |
| ULYSSE (179_) | 02 - 11 | | | | | | |
| 2.0 / 2.0 D Multijet / 2.2 D Multijet / 2.2 JTD (120 kW) / 3.0 | | 570 901 076 | 577 400 078 | | | 574 012 068 | |
| 2.0 JTD / 2.2 JTD (94 kW) | | | 577 400 078 | | | 574 012 068 | |
| UNO (146_) | 83 - 06 | | | | | | |
| 1.0 / 1.3 Turbo i.e. / 45 0.9 / 45 1.0 / 45 i.e. 1.0 / 50 1.1 / 50 i.e. 1.1 / 55 1.1 / 60 1.1 / 70 1.3 / 70 1.3 | | | 554 400 053 | | | 552 400 047 | 545 412 040 |
| 1.3 Super Diesel / 1.4 Turbo i.e. / 1.4 Turbo i.e. / 1.6 / 1.6 R / 1.6 R / 70 i.e. 1.4 / 70 i.e. 1.4 / 70 S 1.4 / 70 TD 1.4 / 75 i.e. 1.5 | | | 563 400 061 | | | 560 408 054 | 556 400 048 |
| 1.4 Turbo | | | 554 400 053 | | | 552 400 047 | |
| 1.9 D / 60 Diesel 1.7 / 60 Diesel 1.7 | | | 563 400 061 | | | 560 408 054 | |
| X 1/9 (128_) | 72 - 89 | | | | | | |
| 1.5 * | | | 554 400 053 | | | 552 400 047 | 540 406 034 |
| 124 Spider (124_) | 66 - 85 | | | | | | |
| 2000 | | | 554 400 053 | | | 552 400 047 | 545 412 040 |
| 124 Spider (348_) | 16 → | | | | | | |
| 1.4 | | 560 901 068 | | | | 560 500 064 | |
| 126 (126_) | 72 - 00 | | | | | | |
| 650 / 700 | | | | | | | 545 413 040 |
| 127 (127_) | 71 - 96 | | | | | | |
| 0.9 / 1.0 / 1.0 Sport / 1.3 Sport | | | | | | | 545 413 040 |
| 1.3 Diesel | | | 563 401 061 | | | 560 127 054 | 556 401 048 |

△ FOR CARS WITH START/STOP (MUST REPLACE AGM WITH AGM, EFB WITH EFB)
 * PLEASE CHECK AS MORE THAN ONE DIFFERENT SIZE BATTERIES CAN BE FITTED DEPENDING ON:
 - ELECTRICAL OPTIONS
 - CLIMATE REGION
 - BUILD OE










FIAT


|   |  | SILVER dynamic | | | BLUE dynamic | | BLACK dynamic |
|---|---|----------------|-------------|-----|--------------|----------------------------|---------------|
| | | AGM | SLI | Aux | EFB | SLI | SLI |
| FIAT | | | | | | | |
| 127 Panorama (127_) | 77 - 86 | | | | | | |
| 1.0 | | | | | | | 545 413 040 |
| 1.3 D | | | 563 401 061 | | | 560 127 054 | 556 401 048 |
| 128 (128_) | 69 - 84 | | | | | | |
| 1.1 / 1.3 Sport | | | | | | | 545 413 040 |
| 128 Familiare (128_) | 69 - 82 | | | | | | |
| 1.1 / 1.3 | | | | | | | 545 413 040 |
| 128 Coupe (128_) | 72 - 81 | | | | | | |
| 1.1 | | | | | | | 545 413 040 |
| 131 (131_) | 74 - 87 | | | | | | |
| 1.3 Mirafiori / 1.4 Mirafiori / 1.4 Super Mirafiori / 1.6 / 1.6 Super / 1.6 Super Mirafiori / 2.0 Racing / 2.0 Super / 2.0 Super * | | | 563 401 061 | | | 560 127 054 | 545 413 040 |
| 2.0 D / 2.5 D | | | 563 401 061 | | | 560 127 054 | 556 401 048 |
| 131 Familiare/Panorama (131_) | 75 - 84 | | | | | | |
| 1.3 Mirafiori / 1.4 Mirafiori / 1.6 / 1.6 Super / 2.0 Super * | | | 563 401 061 | | | 560 127 054 | 545 413 040 |
| 2.0 D / 2.5 Super Diesel | | | 563 401 061 | | | 560 127 054 | 556 401 048 |
| 132 (132_) | 72 - 82 | | | | | | |
| 1.6 / 2.0 / 2.0 i.e. * | | | 563 401 061 | | | 560 127 054 | 545 413 040 |
| 2.0 D / 2.5 D | | | 577 400 078 | | | 574 012 068 | 570 409 064 |
| 147 | 76 - 96 | | | | | | |
| 1.0 / 1.3 | | | 563 400 061 | | | 560 408 054 | 556 400 048 |
| 1.3 D / 1.3 Rallye / 1.4 | | | 554 400 053 | | | 552 400 047 | 545 412 040 |
| 147 | 80 - 95 | | | | | | |
| 1.0 / 1.3 / 1.3 D | | | 554 400 053 | | | 552 400 047 | 545 412 040 |
| 500 (312_) | 07 → | | | | | | |
| 0.9 (63 kW)  | | 560 901 068 | | | 560 500 064 | | |
| 0.9 (48 kW) / 1.2 *  | | 560 901 068 | | | 560 500 064 | 544 401 042 | |
| 1.2 LPG / 1.3 D Multijet (70 kW) / 1.4 / 1.4 *  | | 560 901 068 | 554 400 053 | | 560 500 064 | 552 400 047 | |
| 1.3 D Multijet (55 kW) | | | 554 400 053 | | | 552 400 047 | |
| 1.3 D Multijet (57 kW) *  | | 560 901 068 | | | 560 500 064 | 552 400 047 544 401 042 | |
| 500 C (312_) | 09 → | | | | | | |
| 0.9 (63 kW)  | | 560 901 068 | | | 560 500 064 | | |
| 0.9 (48 kW) / 1.2 *  | | 560 901 068 | | | 560 500 064 | 544 401 042 | |
| 0.9 (44 kW) / 1.4 (75 kW) *  | | 560 901 068 | | | 560 500 064 | 552 400 047 544 401 042 | |
| 1.3 D Multijet (55 kW) | | | 554 400 053 | | | 552 400 047 | |
| 1.3 D Multijet (70 kW) / 1.4 (74 kW) *  | | 560 901 068 | 554 400 053 | | 560 500 064 | 552 400 047 | |
| 500L (351_ , 352_) | 12 → | | | | | | |
| 0.9 / 0.9 Natural Power / 1.3 D Multijet / 1.4 / 1.4 LPG  | | 560 901 068 | | | 560 500 064 | | |
| 1.6 D Multijet  | | | 570 901 076 | | 570 500 076 | | |
| 500X (334_) | 14 → | | | | | | |
| 1.3 D Multijet / 1.4 / 1.4 4x4 / 1.6 / 1.6 D Multijet  | | 560 901 068 | | | 560 500 064 | | |
| 2.0 D Multijet 4x4  | | | 570 901 076 | | 570 500 076 | | |
| 900 T/E Pulmino (200_) | 78 - 86 | | | | | | |
| 0.9 | | | | | | | 545 413 040 |
| 900 T/E Panorama (200_) | 78 - 86 | | | | | | |
| 0.9 | | | | | | | 545 413 040 |
| DUCATO Panorama (280_) | 82 - 90 | | | | | | |
| 1.8 / 2.0 | | | | | | 574 013 068 | |
| 1.9 D / 1.9 TD / 2.4 D / 2.5 D / 2.5 D 4x4 / 2.5 TD / 2.5 TD 4x4 | | | 600 402 083 | | | 595 402 080 | 590 122 072 |
| DUCATO Box (280_) | 82 - 90 | | | | | | |
| 1.8 / 2.0 | | | | | | 574 013 068 | |
| 1.9 D / 1.9 TD / 2.4 D / 2.5 D / 2.5 D 4x4 / 2.5 TD 4x4 | | | 600 402 083 | | | 595 402 080 | 590 122 072 |
| DUCATO Platform/Chassis (280_) | 82 - 90 | | | | | | |
| 1.9 D / 1.9 TD / 2.5 D / 2.5 D 4x4 / 2.5 TD | | | 600 402 083 | | | 595 402 080 | 590 122 072 |
| 2.0 | | | | | | 574 013 068 | |
| DUCATO Panorama (290_) | 90 - 94 | | | | | | |
| 1.9 D / 1.9 TD / 2.5 D / 2.5 D 4x4 / 2.5 TD / 2.5 TD 4x4 | | | 600 402 083 | | | 595 402 080 | 590 122 072 |
| 2.0 / 2.0 4x4 | | | 577 400 078 | | | 574 012 068 | 570 409 064 |
| DUCATO Box (290_) | 89 - 94 | | | | | | |
| 1.9 D / 1.9 TD / 2.5 D / 2.5 D 4x4 / 2.5 TD / 2.5 TD 4x4 | | | 600 402 083 | | | 595 402 080 | 590 122 072 |
| 2.0 | | | 577 400 078 | | | 574 012 068 | 570 409 064 |
| DUCATO Platform/Chassis (290_) | 89 - 94 | | | | | | |
| 1.9 TD / 2.5 D / 2.5 D 4x4 / 2.5 TD / 2.5 TD 4x4 | | | 600 402 083 | | | 595 402 080 | 590 122 072 |
| 2.0 / 2.0 4x4 | | | 577 400 078 | | | 574 012 068 | 570 409 064 |

























 FOR CARS WITH START/STOP (MUST REPLACE AGM WITH AGM, EFB WITH EFB)

* PLEASE CHECK AS MORE THAN ONE DIFFERENT SIZE BATTERIES CAN BE FITTED DEPENDING ON: - ELECTRICAL OPTIONS
- CLIMATE REGION
- BUILD OE

|   |  | SILVER dynamic | | | BLUE dynamic | | BLACK dynamic |
|---|---|----------------------------|----------------------------|-----|--------------|-------------|---------------|
| | | AGM | SLI | Aux | EFB | SLI | SLI |
| FIAT | | | | | | | |
| DUCATO Bus (230_) | 94 - 02 | | | | | | |
| 1.9 D / 1.9 D Combinato / 1.9 TD / 1.9 TD Combinato / 1.9 TD Panorama/Combinato | | | 600 402 083 | | | 595 402 080 | |
| 2.0 4x4 / 2.0 Panorama/Combinato | | | 563 400 061 | | | 560 408 054 | |
| 2.0 JTD / 2.5 D Combinato / 2.5 TDI 4x4 / 2.5 TDI Panorama/Combinato / 2.8 D / 2.8 JTD / 2.8 JTD 4x4 / 2.8 TDI / 2.8 TDI 4x4 | | 595 901 085 | 600 402 083 | | | 595 402 080 | |
| 2.5 TD 4x4 | | | 600 402 083 | | | 595 402 080 | 590 122 072 |
| DUCATO Box (230_) | 94 - 05 | | | | | | |
| 1.9 D / 1.9 TD / 1.9 TD CAT / 2.0 JTD / 2.5 D / 2.5 TDI / 2.5 TDI 4x4 / 2.8 D / 2.8 D 4x4 / 2.8 JTD / 2.8 JTD 4x4 / 2.8 TD 4x4 / 2.8 TDI / 2.8 TDI 4x4 / 2.8 TDI | | | 600 402 083 | | | 595 402 080 | |
| 2.0 | | | 563 400 061 | | | 560 408 054 | |
| 2.0 4x4 | | | 577 400 078 | | | 574 012 068 | |
| 2.5 TD / 2.5 TD 4x4 | | | 600 402 083 | | | 595 402 080 | 590 122 072 |
| DUCATO Platform/Chassis (230_) | 94 - 02 | | | | | | |
| 1.9 D / 1.9 TD / 1.9 TD CAT / 2.0 JTD / 2.5 D / 2.5 D 4x4 / 2.5 TDI / 2.5 TDI 4x4 / 2.8 D / 2.8 iDTD 4x4 / 2.8 JTD / 2.8 JTD 4x4 / 2.8 TD 4x4 / 2.8 TDI | | | 600 402 083 | | | 595 402 080 | |
| 2.0 | | | 563 400 061 | | | 560 408 054 | |
| 2.5 TD | | | 600 402 083 | | | 595 402 080 | 590 122 072 |
| 2.5 TD 4x4 | | | 577 400 078 | | | 574 012 068 | 570 409 064 |
| DUCATO Bus (244_) | 02 → | | | | | | |
| 2.0 / 2.0 Bipower | | | 563 400 061 | | | 560 408 054 | |
| 2.0 4x4 / 2.0 JTD / 2.3 JTD | | | 577 400 078 | | | 574 012 068 | |
| 2.8 JTD / 2.8 JTD 4x4 / 2.8 TD | | | 600 402 083 | | | 595 402 080 | |
| DUCATO Box (244_) | 02 → | | | | | | |
| 2.0 / 2.0 Bipower | | | 563 400 061 | | | 560 408 054 | |
| 2.0 4x4 / 2.0 JTD / 2.3 JTD | | | 577 400 078 | | | 574 012 068 | |
| 2.8 JTD / 2.8 JTD 4x4 / 2.8 JTD Power | | | 600 402 083 | | | 595 402 080 | |
| DUCATO Platform/Chassis (244_) | 02 → | | | | | | |
| 2.0 / 2.8 JTD / 2.8 JTD 4x4 / 2.8 JTD Power | | | 600 402 083 | | | 595 402 080 | |
| 2.0 JTD / 2.3 JTD | | | 577 400 078 | | | 574 012 068 | |
| DUCATO Bus (250_, 290_) | 06 → | | | | | | |
| 100 Multijet 2,2 D / 110 Multijet 2,3 D / 120 Multijet 2,3 D | | | 600 402 083 | | | 595 402 080 | |
| 115 Multijet 2,0 D / 140 Natural Power | | | 577 400 078 | | | 574 012 068 | |
| 130 Multijet 2,3 D (96 kW) / 150 Multijet 2,3 D (109 kW) *  | | 595 901 085 570 901 076 | 577 400 078 | | 570 500 076 | 574 012 068 | |
| 130 Multijet 2,3 D (93 kW) * | | | 610 402 092 | | | 595 402 080 | |
| 150 Multijet 2,3 D (110 kW) / 180 Multijet 2,3 D *  | | 605 901 095 | 610 402 092 | | | 595 402 080 | |
| 150 Multijet 3,0 D / 160 Multijet 3,0 D (116 kW) / 180 Multijet 3,0 D | | 605 901 095 | 610 402 092 | | | | |
| 160 Multijet 3,0 D (115 kW) | | 605 901 095 | 610 402 092 600 402 083 | | | 595 402 080 | |
| DUCATO Box (250_, 290_) | 06 → | | | | | | |
| 100 Multijet 2,2 D / 110 Multijet 2,3 D / 120 Multijet 2,3 D / 120 Multijet 2,3 D 4x4 / 130 Multijet 2,3 D (93 kW) / 150 Multijet 3,0 D / 160 Multijet 3,0 D / 180 Multijet 3,0 D | | | 600 402 083 | | | 595 402 080 | |
| 115 Multijet 2,0 D / 140 Natural Power | | | 577 400 078 | | | 574 012 068 | |
| 130 Multijet 2,3 D (96 kW) / 150 Multijet 2,3 D (109 kW) *  | | 595 901 085 570 901 076 | 600 402 083 | | 570 500 076 | 595 402 080 | |
| 150 Multijet 2,3 D (110 kW) / 180 Multijet 2,3 D *  | | 605 901 095 | 610 402 092 | | | 595 402 080 | |
| DUCATO Platform/Chassis (250_, 290_) | 06 → | | | | | | |
| 100 Multijet 2,2 D / 110 Multijet 2,3 D / 120 Multijet 2,3 D 4x4 / 140 Natural Power / 150 Multijet 3,0 D | | 595 901 085 | 600 402 083 | | | 595 402 080 | |
| 115 Multijet 2,0 D | | | 577 400 078 | | | 574 012 068 | |
| 120 Multijet 2,3 D / 130 Multijet 2,3 D (93 kW) | | | 600 402 083 | | | 595 402 080 | |
| 130 Multijet 2,3 D (96 kW) / 150 Multijet 2,3 D (109 kW) *  | | 595 901 085 570 901 076 | 600 402 083 | | 570 500 076 | 595 402 080 | |
| 150 Multijet 2,3 D (110 kW) / 180 Multijet 2,3 D *  | | 605 901 095 | 610 402 092 | | | 595 402 080 | |
| 160 Multijet 3,0 D (116 kW) / 180 Multijet 3,0 D | | 605 901 095 | 610 402 092 | | | | |
| 160 Multijet 3,0 D (115 kW) * | | | 610 402 092 600 402 083 | | | 595 402 080 | |
| TALENTO Bus (290_) | 89 - 94 | | | | | | |
| 1.9 D | | | 600 402 083 | | | 595 402 080 | 590 122 072 |
| 2.0 | | | 577 400 078 | | | 574 012 068 | 570 409 064 |
| TALENTO Box (290_) | 89 - 94 | | | | | | |
| 1.9 D | | | 600 402 083 | | | 595 402 080 | 590 122 072 |
| 2.0 | | | 577 400 078 | | | 574 012 068 | 570 409 064 |
| TALENTO Platform/Chassis (290_) | 89 - 94 | | | | | | |
| 1.9 D | | | 600 402 083 | | | 595 402 080 | 590 122 072 |
| 2.0 | | | 577 400 078 | | | 574 012 068 | 570 409 064 |

 FOR CARS WITH START/STOP (MUST REPLACE AGM WITH AGM, EFB WITH EFB)
 * PLEASE CHECK AS MORE THAN ONE DIFFERENT SIZE BATTERIES CAN BE FITTED DEPENDING ON: - ELECTRICAL OPTIONS
 - CLIMATE REGION
 - BUILD OE

















FIAT > FORD

|   |  | SILVER dynamic | | | BLUE dynamic | | BLACK dynamic |
|---|---|----------------|----------------------------|-----|----------------------------|----------------------------|---------------|
| | | AGM | SLI | Aux | EFB | SLI | SLI |
| FIAT | | | | | | | |
| TALENTO Bus (296_) | 16 → | | | | | | |
| 1.6 D  | | 570 901 076 | 577 400 078 | | 570 500 076 | 574 012 068 | |
| TALENTO Box (296_) | 16 → | | | | | | |
| 1.6 D  | | 570 901 076 | 577 400 078 | | 570 500 076 | 574 012 068 | |
| TALENTO Box Body / Estate (296_) | 16 → | | | | | | |
| 1.6 D  | | 570 901 076 | 577 400 078 | | 570 500 076 | 574 012 068 | |
| TALENTO Platform/Chassis (296_) | 16 → | | | | | | |
| 1.6 D  | | 570 901 076 | 577 400 078 | | 570 500 076 | 574 012 068 | |
| 238-SERIE (238_) | 66 - 82 | | | | | | |
| 1.4 | | | | | | | 545 413 040 |
| 242-SERIE Bus (242_) | 75 - 82 | | | | | | |
| 1.6 / 1.9 | | | | | | | 545 413 040 |
| 242-SERIE Box (242_) | 75 - 82 | | | | | | |
| 1.6 / 1.9 | | | | | | | 545 413 040 |
| 2.5 D | | | 563 400 061 | | | 560 408 054 | 556 400 048 |
| FISKER | | | | | | | |
| KARMA | 12 → | | | | | | |
| 2.0 Hybrid | | | 554 400 053 | | | 552 400 047 | |
| FORD | | | | | | | |
| B-MAX (JK) | 12 → | | | | | | |
| 1.0 EcoBoost / 1.5 TDCi (70 kW)  | | | | | 565 500 065 | | |
| 1.4 / 1.4 LPG / 1.6 Ti * | | | 554 400 053 552 401 052 | | | 560 409 054 544 402 044 | |
| 1.5 TDCi (55 kW) / 1.6 TDCi *  | | | 574 402 075 | | 575 500 073 | 580 406 074 572 409 068 | |
| B-MAX Van | 12 → | | | | | | |
| 1.0 EcoBoost  | | | | | 565 500 065 | | |
| 1.4 / 1.6 Ti * | | | 554 400 053 552 401 052 | | | 560 409 054 544 402 044 | |
| 1.5 TDCi (55 kW) * | | | 574 402 075 | | 565 500 065 | 580 406 074 572 409 068 | |
| | | | 574 402 075 | | 565 500 065 | 580 406 074 572 409 068 | |
| 1.5 TDCi (70 kW)  | | | | | 565 500 065 | 572 409 068 | |
| 1.6 TDCi | | | 574 402 075 | | | 580 406 074 572 409 068 | |
| CAPRI III (GECF) | 78 - 87 | | | | | | |
| 1.3 / 1.6 / 2.0 * | | | 561 400 060 | | | 560 409 054 | 541 400 036 |
| 2.3 Super / 2.8 i Turbo / 2.8 Super Injection / 3.0 * | | | 561 400 060 | | | 560 409 054 | 553 401 050 |
| COURIER Pickup | 98 → | | | | | | |
| 1.8 D | | | 574 402 075 | | | 572 409 068 | |
| COUGAR (EC_) | 98 - 01 | | | | | | |
| 2.0 16V / 2.5 ST 200 / 2.5 V6 24V | | | 561 400 060 | | | 560 409 054 | |
| C-MAX (DM2) | 07 - 10 | | | | | | |
| 1.6 / 1.8 / 1.8 Flexifuel / 2.0 / 2.0 CNG / 2.0 LPG | | | 561 400 060 | | | 560 409 054 | |
| 1.6 TDCi (74 kW) / 1.8 TDCi / 2.0 TDCi | | | 574 402 075 | | | 572 409 068 | |
| 1.6 TDCi (66 kW)  | | | 574 402 075 | | 575 500 073 565 500 065 | 572 409 068 | |
| C-MAX II (DXA/CB7, DXA/CEU) | 10 → | | | | | | |
| 1.0 EcoBoost / 1.5 EcoBoost / 1.5 TDCi / 1.5 TDCi ECOnetic / 1.6 EcoBoost / 2.0 TDCi (125/110 kW) *  | | | | | 575 500 073 565 500 065 | | |
| 1.6 CNG / 1.6 Flexifuel / 1.6 LPG / 1.6 Ti (77/92/63 kW) *  | | | 561 400 060 | | 575 500 073 565 500 065 | 560 409 054 | |
| 1.6 TDCi  | | | 585 200 080 | | 575 500 073 565 500 065 | 580 406 074 | |
| 1.6 Ti (88 kW) | | | 561 400 060 | | | 560 409 054 | |
| 2.0 Energi *  | | | | | 565 500 065 | 544 402 044 | |
| 2.0 TDCi (120 kW)  | | | 574 402 075 | | 575 500 073 565 500 065 | 580 406 074 572 409 068 | |
| 2.0 TDCi (85 kW)  | | | 574 402 075 | | 575 500 073 565 500 065 | | |
| C-MAX II Van | 10 → | | | | | | |
| 1.0 EcoBoost / 1.5 EcoBoost / 1.5 TDCi / 1.5 TDCi ECOnetic / 1.6 EcoBoost / 2.0 TDCi (110/125 kW) *  | | | | | 575 500 073 565 500 065 | | |
| 1.6 TDCi  | | | 585 200 080 | | 575 500 073 565 500 065 | 580 406 074 | |
| 2.0 TDCi (85 kW)  | | | 574 402 075 | | 575 500 073 565 500 065 | | |
| 2.0 TDCi (120 kW)  | | | 574 402 075 | | 575 500 073 565 500 065 | 580 406 074 572 409 068 | |




 FOR CARS WITH START/STOP (MUST REPLACE AGM WITH AGM, EFB WITH EFB)



* PLEASE CHECK AS MORE THAN ONE DIFFERENT SIZE BATTERIES CAN BE FITTED DEPENDING ON: - ELECTRICAL OPTIONS
- CLIMATE REGION
- BUILD OE

|   |  | SILVER dynamic | | | BLUE dynamic | | BLACK dynamic |
|---|---|----------------|----------------------------|-----|----------------------------|----------------------------|---------------|
| | | AGM | SLI | Aux | EFB | SLI | SLI |
| FORD | | | | | | | |
| GRAND C-MAX (DXA/CB7, DXA/CEU) | | | | | | | |
| 10 → | | | | | | | |
| 1.0 EcoBoost / 1.5 EcoBoost / 1.5 TDCi / 1.6 EcoBoost *  | | | | | 575 500 073 565 500 065 | | |
| 1.6 TDCi  | | | 585 200 080 | | 575 500 073 565 500 065 | 580 406 074 | |
| 1.6 Ti *  | | | 561 400 060 | | 575 500 073 565 500 065 | 560 409 054 | |
| 2.0 TDCi (120 kW)  | | | 574 402 075 | | 575 500 073 565 500 065 | 572 409 068 | |
| 2.0 TDCi (110 kW)  | | | | | 575 500 073 | | |
| GRAND C-MAX Van | | | | | | | |
| 10 → | | | | | | | |
| 1.0 EcoBoost / 1.5 EcoBoost / 1.5 TDCi / 1.6 EcoBoost / 2.0 TDCi (125 kW) *  | | | | | 575 500 073 565 500 065 | | |
| 1.6 TDCi  | | | 585 200 080 | | 575 500 073 565 500 065 | 580 406 074 | |
| 2.0 TDCi (103 kW)  | | | 574 402 075 | | 575 500 073 565 500 065 | 572 409 068 | |
| 2.0 TDCi *  | | 570 901 076 | 574 402 075 | | 575 500 073 | 572 409 068 | |
| 2.0 TDCi (110 kW)  | | | | | 575 500 073 | | |
| ECOSPORT | | | | | | | |
| 11 → | | | | | | | |
| 1.0 EcoBoost (92 kW) / 1.5 TDCi (70 kW)  | | | | | 565 500 065 | | |
| 1.0 EcoBoost (103 kW) / 1.6 Ti-VCT / 2.0 4x4 *  | | | | | 565 500 065 | 560 409 054 | |
| 1.5 TDCi (66 kW) / 1.5 Ti *  | | | 561 400 060 | | 565 500 065 | 560 409 054 | |
| ESCORT II Turnier | | | | | | | |
| 75 - 81 | | | | | | | |
| 1.3 * | | | 554 400 053 552 401 052 | | | 544 402 044 | 541 400 036 |
| ESCORT III (GAA) | | | | | | | |
| 80 - 86 | | | | | | | |
| 1.1 / 1.3 * | | | 554 400 053 552 401 052 | | | 544 402 044 | 541 400 036 |
| 1.6 / 1.6 i / 1.6 RS Turbo / 1.6 XR3i / RS 1600i * | | | 561 400 060 | | | 560 409 054 | 553 401 050 |
| 1.6 D | | | 574 402 075 | | | 572 409 068 | 570 144 064 |
| ESCORT III Turnier (AWA) | | | | | | | |
| 80 - 85 | | | | | | | |
| 1.1 / 1.3 * | | | 554 400 053 552 401 052 | | | 544 402 044 | 541 400 036 |
| 1.6 * | | | 561 400 060 | | | 560 409 054 | 553 401 050 |
| 1.6 D | | | 574 402 075 | | | 572 409 068 | 570 144 064 |
| ESCORT III Convertible (ALD) | | | | | | | |
| 83 - 85 | | | | | | | |
| 1.3 * | | | 554 400 053 552 401 052 | | | 544 402 044 | 541 400 036 |
| 1.6 / 1.6 i * | | | 561 400 060 | | | 560 409 054 | 553 401 050 |
| ESCORT IV (GAF, AWF, ABFT) | | | | | | | |
| 83 - 90 | | | | | | | |
| 1.1 / 1.3 / 1.4 * | | | 554 400 053 552 401 052 | | | 544 402 044 | 541 400 036 |
| 1.6 / 1.6 i / 1.6 Turbo RS / 1.6 XR3i * | | | 561 400 060 | | | 560 409 054 | 553 401 050 |
| 1.6 D / 1.8 D | | | 574 402 075 | | | 572 409 068 | 570 144 064 |
| ESCORT IV Turnier (AWF, AVF) | | | | | | | |
| 85 - 90 | | | | | | | |
| 1.1 / 1.3 * | | | 554 400 053 552 401 052 | | | 544 402 044 | 541 400 036 |
| 1.4 / 1.6 / 1.6 i * | | | 561 400 060 | | | 560 409 054 | 553 401 050 |
| 1.6 D / 1.8 D | | | 574 402 075 | | | 572 409 068 | 570 144 064 |
| ESCORT IV Convertible (ALF) | | | | | | | |
| 86 - 90 | | | | | | | |
| 1.4 / 1.6 / 1.6 i / 1.6 XR3i * | | | 554 400 053 552 401 052 | | | 544 402 044 | 541 400 036 |
| ESCORT V (GAL) | | | | | | | |
| 89 - 92 | | | | | | | |
| 1.3 / 1.4 / 1.6 / 1.8 16V XR3i / RS 2000 * | | | 561 400 060 | | | 560 409 054 | 553 401 050 |
| 1.8 D | | | 574 402 075 | | | 572 409 068 | 570 144 064 |
| ESCORT V Turnier (GAL, AVL) | | | | | | | |
| 90 - 92 | | | | | | | |
| 1.3 * | | | 554 400 053 552 401 052 | | | 544 402 044 | 541 400 036 |
| 1.4 / 1.6 * | | | 561 400 060 | | | 560 409 054 | 553 401 050 |
| 1.8 16V | | | 561 400 060 | | | 560 409 054 | |
| 1.8 D / 1.8 TD | | | 561 400 060 | | | 572 409 068 560 409 054 | |
| ESCORT V Convertible (ALL) | | | | | | | |
| 90 - 92 | | | | | | | |
| 1.4 / 1.6 * | | | 561 400 060 | | | 560 409 054 | 553 401 050 |
| 1.8 16V XR3i | | | 561 400 060 | | | 560 409 054 | |
| ESCORT VI (GAL) | | | | | | | |
| 92 - 96 | | | | | | | |
| 1.3 / 1.4 / 1.6 i 16V / 1.8 16V XR3i / 1.8 i 16V * | | | 561 400 060 | | | 560 409 054 | 553 401 050 |
| 1.8 D / 1.8 TD | | | 574 402 075 | | | 572 409 068 | 570 144 064 |
| 1.8 XR3i 16V 4x4 / RS 2000 / RS 2000 4x4 / RS Cosworth 4x4 | | | 561 400 060 | | | 560 409 054 | |

F

 FOR CARS WITH START/STOP (MUST REPLACE AGM WITH AGM, EFB WITH EFB)
 * PLEASE CHECK AS MORE THAN ONE DIFFERENT SIZE BATTERIES CAN BE FITTED DEPENDING ON: - ELECTRICAL OPTIONS
 - CLIMATE REGION
 - BUILD OE















FORD


|  |  | SILVER <i>dynamic</i> | | | BLUE <i>dynamic</i> | | BLACK <i>dynamic</i> |
|---|---|--------------------------|----------------------------|-----|------------------------|----------------------------|-------------------------|
| | | AGM | SLI | Aux | EFB | SLI | SLI |
| FORD | | | | | | | |
| ESCORT VI Saloon (GAL) | 93 - 95 | | | | | | |
| 1.3 * | | | 554 400 053 552 401 052 | | | 544 402 044 | 541 400 036 |
| 1.4 / 1.6 i 16V * | | | 561 400 060 | | | 560 409 054 | 553 401 050 |
| 1.8 D / 1.8 TD | | | 561 400 060 | | | 572 409 068 560 409 054 | |
| 1.8 i 16V | | | 561 400 060 | | | 560 409 054 | |
| ESCORT VI Turnier (GAL) | 92 - 95 | | | | | | |
| 1.3 * | | | 554 400 053 552 401 052 | | | 544 402 044 | 541 400 036 |
| 1.4 / 1.6 i 16V * | | | 561 400 060 | | | 560 409 054 | 553 401 050 |
| 1.8 D / 1.8 TD | | | 561 400 060 | | | 572 409 068 560 409 054 | |
| 1.8 i 16V | | | 561 400 060 | | | 560 409 054 | |
| ESCORT VI Convertible (ALL) | 92 - 95 | | | | | | |
| 1.4 / 1.4 i / 1.6 16V XR3i / 1.6 i 16V * | | | 561 400 060 | | | 560 409 054 | 553 401 050 |
| 1.8 16V XR3i | | | 561 400 060 | | | 560 409 054 | |
| ESCORT VII (GAL, AAL, ABL) | 95 - 02 | | | | | | |
| 1.3 * | | | 554 400 053 552 401 052 | | | 544 402 044 | 541 400 036 |
| 1.4 / 1.6 16V / 1.6 16V 4x4 / 1.6 i 16V * | | | 561 400 060 | | | 560 409 054 | 553 401 050 |
| 1.8 16V | | | 561 400 060 | | | 572 409 068 560 409 054 | |
| 1.8 D / 1.8 TD / 1.8 Turbo D / 1.8 TD | | | 574 402 075 | | | 572 409 068 | 570 144 064 |
| RS 2000 / RS 2000 4x4 / RS Cosworth 4x4 | | | 561 400 060 | | | 560 409 054 | |
| ESCORT VII Saloon (GAL, AFL) | 95 - 02 | | | | | | |
| 1.3 * | | | 554 400 053 552 401 052 | | | 544 402 044 | 541 400 036 |
| 1.4 * | | | 561 400 060 | | | 560 409 054 | 553 401 050 |
| 1.6 i 16V / 1.8 16V | | | 561 400 060 | | | 560 409 054 | |
| 1.8 D / 1.8 TD / 1.8 Turbo D | | | 561 400 060 | | | 572 409 068 560 409 054 | |
| ESCORT VII Turnier (GAL, ANL) | 95 - 02 | | | | | | |
| 1.3 * | | | 554 400 053 552 401 052 | | | 544 402 044 | 541 400 036 |
| 1.4 / 1.6 16V / 1.6 i 16V * | | | 561 400 060 | | | 560 409 054 | 553 401 050 |
| 1.8 16V | | | 561 400 060 | | | 560 409 054 | |
| 1.8 D / 1.8 TD / 1.8 Turbo D / 1.8 TD | | | 561 400 060 | | | 572 409 068 560 409 054 | |
| ESCORT VII Convertible (ALL) | 95 - 00 | | | | | | |
| 1.4 / 1.6 16V XR3i / 1.8 16V XR3i (77 kW) * | | | 561 400 060 | | | 560 409 054 | 553 401 050 |
| 1.8 16V XR3i (85 kW) / 1.8 TD / 1.8 Turbo D | | | 561 400 060 | | | 560 409 054 | |
| ESCORT CLASSIC (AAL, ABL) | 98 - 00 | | | | | | |
| 1.6 16V | | | 561 400 060 | | | 560 409 054 | |
| 1.8 TD | | | 574 402 075 | | | 572 409 068 | |
| ESCORT CLASSIC Turnier (ANL) | 99 - 00 | | | | | | |
| 1.6 16V | | | 561 400 060 | | | 560 409 054 | |
| 1.8 TD | | | 574 402 075 | | | 572 409 068 | |
| ESCORT '81 Express (AVA) | 81 - 86 | | | | | | |
| 1.1 / 1.3 * | | | 554 400 053 552 401 052 | | | 544 402 044 | 541 400 036 |
| 1.6 * | | | 561 400 060 | | | 560 409 054 | 553 401 050 |
| 1.6 D | | | 574 402 075 | | | 572 409 068 | 570 144 064 |
| ESCORT '86 Express (AVF) | 86 - 90 | | | | | | |
| 1.1 / 1.3 / 1.4 i * | | | 554 400 053 552 401 052 | | | 544 402 044 | 541 400 036 |
| 1.6 * | | | 561 400 060 | | | 560 409 054 | 553 401 050 |
| 1.6 D / 1.8 D | | | 574 402 075 | | | 572 409 068 | 570 144 064 |
| ESCORT '91 Express (AVF) | 90 - 94 | | | | | | |
| 1.3 / 1.4 * | | | 554 400 053 552 401 052 | | | 544 402 044 | 541 400 036 |
| 1.8 D | | | 574 402 075 | | | 572 409 068 | 570 144 064 |
| ESCORT '95 Box (AVL) | 95 - 01 | | | | | | |
| 1.4 | | | 561 400 060 | | | 560 409 054 | |
| 1.8 D / 1.8 TD / 1.8 Turbo D | | | 574 402 075 | | | 572 409 068 | |
| FIESTA I (GFBT) | 76 - 83 | | | | | | |
| 0.9 / 1.1 / 1.3 / 1.6 XR2 * | | | 554 400 053 552 401 052 | | | 544 402 044 | 541 400 036 |
| FIESTA II (FBD) | 83 - 89 | | | | | | |
| 1.0 / 1.1 / 1.3 / 1.4 * | | | 554 400 053 552 401 052 | | | 544 402 044 | 541 400 036 |
| 1.6 / 1.6 XR2 * | | | 561 400 060 | | | 560 409 054 | 553 401 050 |



⚠ FOR CARS WITH START/STOP (MUST REPLACE AGM WITH AGM, EFB WITH EFB)















* PLEASE CHECK AS MORE THAN ONE DIFFERENT SIZE BATTERIES CAN BE FITTED DEPENDING ON: - ELECTRICAL OPTIONS
- CLIMATE REGION
- BUILD OE

|   |  | SILVER dynamic | | | BLUE dynamic | | BLACK dynamic |
|---|---|----------------|----------------------------|-----|--------------|----------------------------|---------------|
| | | AGM | SLI | Aux | EFB | SLI | SLI |
| FORD | | | | | | | |
| FIESTA II (FBD) | 83 - 89 | | | | | | |
| 1.6 D | | | 561 400 060 | | | 572 409 068 560 409 054 | |
| FIESTA III (GFJ) | 89 - 97 | | | | | | |
| 1.0 / 1.1 / 1.3 / 1.3 Cat / 1.4 / 1.4 Cat * | | | 554 400 053 552 401 052 | | | 544 402 044 | 541 400 036 |
| 1.6 / 1.6 i 16V / 1.6 Turbo / 1.6 XR2i * | | | 561 400 060 | | | 560 409 054 | 553 401 050 |
| 1.8 16V / 1.8 XR2i 16V | | | 561 400 060 | | | 560 409 054 | |
| 1.8 D / 1.8 TD | | | 574 402 075 | | | 572 409 068 | 570 144 064 |
| FIESTA IV (JA_, JB_) | 95 - 02 | | | | | | |
| 1.0 i (38 kW) / 1.1 / 1.3 / 1.3 i (44/44 kW) / 1.3 i (44/44 kW) * | | | 554 400 053 552 401 052 | | | 544 402 044 | 541 400 036 |
| 1.0 i (48 kW) / 1.25 i 16V / 1.3 i (44/37 kW) / 1.4 i 16V / 1.4 i 16V * | | | 554 400 053 552 401 052 | | | 544 402 044 | |
| 1.6 / 1.6 16V Sport | | | 561 400 060 | | | 560 409 054 | |
| 1.8 D / 1.8 DI | | | 574 402 075 | | | 572 409 068 | |
| FIESTA V (JH_, JD_) | 01 - 10 | | | | | | |
| 1.0 / 1.25 16V / 1.3 / 1.4 16V / 1.6 16V * | | | 554 400 053 552 401 052 | | | 544 402 044 | |
| 1.4 TDCi / 1.6 TDCi / ST150 | | | 561 400 060 | | | 560 409 054 | |
| FIESTA VI (CB1, CCN) | 08 → | | | | | | |
| 1.0 / 1.6 ST *  | | | 561 400 060 | | | 565 500 065 | 560 409 054 |
| 1.0 EcoBoost / 1.0 Sport / 1.5 TDCi (70 kW)  | | | | | | 565 500 065 | |
| 1.25 *  | | | 554 400 053 552 401 052 | | | 565 500 065 | 544 402 044 |
| 1.4 / 1.4 LPG * | | | 554 400 053 552 401 052 | | | 544 402 044 | |
| 1.4 TDCi / 1.6 (70 kW) / 1.6 Ti | | | 561 400 060 | | | 560 409 054 | |
| 1.5 TDCi (55 kW) / 1.6 TDCi (70 kW)  | | | 574 402 075 | | | 565 500 065 | 572 409 068 |
| 1.6 (62 kW) / 1.6 ST200 / 1.6 ST200 * | | | | | | 565 500 065 | 560 409 054 |
| 1.6 TDCi (66 kW) | | | 574 402 075 | | | 572 409 068 | |
| FIESTA VII | 17 → | | | | | | |
| 1.0 EcoBoost / 1.1 (63 kW) / 1.5 TDCi  | | | | | | 565 500 065 | |
| 1.1 (52 kW) *  | | | | | | 565 500 065 | 560 409 054 |
| FIESTA V Van | 03 - 10 | | | | | | |
| 1.3 * | | | 554 400 053 552 401 052 | | | 544 402 044 | |
| 1.4 TDCi / 1.6 TDCi | | | 561 400 060 | | | 560 409 054 | |
| FIESTA VI Van | 09 → | | | | | | |
| 1.0 (48 kW) / 1.0 EcoBoost (74/92 kW)  | | | 574 402 075 | | | 565 500 065 | 572 409 068 |
| 1.0 (59 kW) / 1.0 EcoBoost (103 kW)  | | | | | | 565 500 065 | |
| 1.25 * | | | 554 400 053 552 401 052 | | | 544 402 044 | |
| 1.4 TDCi / 1.5 TDCi (55 kW) | | | 561 400 060 | | | 560 409 054 | |
| 1.5 TDCi (70 kW)  | | | | | | 565 500 065 | 572 409 068 |
| 1.6 ST *  | | | | | | 565 500 065 | 560 409 054 |
| 1.6 TDCi (70 kW) *  | | | 561 400 060 | | | 565 500 065 | 560 409 054 |
| 1.6 TDCi (66 kW) | | | 574 402 075 | | | 572 409 068 | |
| FIESTA Box (WFVT) | 76 - 86 | | | | | | |
| 1.0 / 1.1 * | | | 554 400 053 552 401 052 | | | 544 402 044 | 541 400 036 |
| FIESTA Box (FVD) | 83 - 95 | | | | | | |
| 1.0 * | | | 554 400 053 552 401 052 | | | 544 402 044 | 541 400 036 |
| 1.4 * | | | 561 400 060 | | | 560 409 054 | 553 401 050 |
| 1.6 D / 1.8 D | | | 574 402 075 | | | 572 409 068 | 570 144 064 |
| FIESTA Box (F3L, F5L) | 89 - 96 | | | | | | |
| 1.3 * | | | 561 400 060 | | | 560 409 054 | 541 400 036 |
| 1.8 D | | | 574 402 075 | | | 572 409 068 | 570 144 064 |
| FIESTA Box (J5_, J3_) | 96 → | | | | | | |
| 1.3 * | | | 554 400 053 552 401 052 | | | 544 402 044 | |
| 1.4 i * | | | 561 400 060 | | | 560 409 054 | 553 401 050 |
| 1.8 D | | | 574 402 075 | | | 572 409 068 | |
| 1.8 DI | | | 561 400 060 | | | 560 409 054 | |
| FIESTA Box (JV_) | 98 - 03 | | | | | | |
| D 1.8 / TD 1.8 | | | 561 400 060 | | | 560 409 054 | |
| FIESTA Saloon | 10 → | | | | | | |
| 1.25 * | | | 554 400 053 552 401 052 | | | 544 402 044 | |


 FOR CARS WITH START/STOP (MUST REPLACE AGM WITH AGM, EFB WITH EFB)
 * PLEASE CHECK AS MORE THAN ONE DIFFERENT SIZE BATTERIES CAN BE FITTED DEPENDING ON: - ELECTRICAL OPTIONS
 - CLIMATE REGION
 - BUILD OE

F

























FORD

|   |  | SILVER dynamic | | | BLUE dynamic | | BLACK dynamic |
|---|---|----------------|---|-----|----------------------------|---|---------------|
| | | AGM | SLI | Aux | EFB | SLI | SLI |
| FORD | | | | | | | |
| FOCUS (DAW, DBW) | 98 - 07 | | | | | | |
| 1.4 16V * | | | 554 400 053 552 401 052 | | | 544 402 044 | |
| 1.6 16V | | | 552 401 052 | | | 560 409 054 544 402 044 | |
| 1.6 16V Flexifuel / 1.8 16V / 1.8 16V / 2.0 16V / RS | | | 561 400 060 | | | 560 409 054 | |
| 1.8 DI / TDDi / 1.8 TDCi / 1.8 Turbo DI / TDDi / ST170 | | | 574 402 075 | | | 572 409 068 | |
| FOCUS Saloon (DFW) | 99 - 07 | | | | | | |
| 1.4 16V / 1.6 16V * | | | 554 400 053 552 401 052 | | | 544 402 044 | |
| 1.8 16V / 2.0 16V | | | 561 400 060 | | | 560 409 054 | |
| 1.8 TDCi / 1.8 Turbo DI / TDDi | | | 574 402 075 | | | 572 409 068 560 409 054 | |
| FOCUS Turnier (DNW) | 99 - 07 | | | | | | |
| 1.4 16V / 1.6 16V * | | | 554 400 053 552 401 052 | | | 544 402 044 | |
| 1.6 16V Flexifuel * | | | 554 400 053 552 401 052 | | | | |
| 1.8 16V / 1.8 BiFuel / 2.0 16V / ST170 | | | 561 400 060 | | | 560 409 054 | |
| 1.8 DI / TDDi / 1.8 TDCi / 1.8 Turbo DI / TDDi | | | 574 402 075 | | | 572 409 068 | |
| FOCUS C-MAX | 03 - 07 | | | | | | |
| 1.6 / 1.6 Ti * | | | 554 400 053 552 401 052 | | | 544 402 044 | |
| 1.6 TDCi / 1.8 TDCi / 2.0 TDCi | | | 585 200 080 | | | 580 406 074 | |
| 1.8 / 1.8 Flexifuel / 2.0 | | | 561 400 060 | | | 560 409 054 | |
| FOCUS II (DA_, HCP, DP) | 04 - 13 | | | | | | |
| 1.4 / 1.6 / 1.6 LPG / 1.6 Ti / 1.8 / 1.8 Flexifuel / 2.0 / 2.0 CNG / 2.0 LPG | | | 561 400 060 | | | 560 409 054 | |
| 1.6 TDCi (74 kW) | | | 574 402 075 | | | 580 406 074 572 409 068 | |
| 1.6 TDCi (66 kW)  | | | 574 402 075 | | 575 500 073 565 500 065 | 580 406 074 572 409 068 | |
| 1.8 TDCi / 2.0 TDCi / 2.5 ST / 2.5 ST | | | 574 402 075 | | | 572 409 068 | |
| 2.5 RS / 2.5 RS 500 | | | 585 200 080 | | | 580 406 074 | |
| FOCUS II Saloon (DB_, FCH, DH) | 05 → | | | | | | |
| 1.4 * | | | 554 400 053 552 401 052 | | | 544 402 044 | |
| 1.6 / 1.6 Ti / 1.8 / 1.8 Flexifuel / 2.0 | | | 561 400 060 | | | 560 409 054 | |
| 1.6 TDCi (74 kW) / 1.8 TDCi / 2.0 TDCi | | | 574 402 075 | | | 572 409 068 | |
| 1.6 TDCi (66 kW)  | | | 574 402 075 | | 575 500 073 565 500 065 | 580 406 074 572 409 068 | |
| FOCUS II Turnier (DA_, FFS, DS) | 04 - 12 | | | | | | |
| 1.4 / 1.6 / 1.6 Ti / 2.0 / 2.0 LPG * | | | 561 400 060 554 400 053 552 401 052 | | | 560 409 054 | |
| 1.6 LPG / 1.8 Flexifuel | | | 561 400 060 | | | 560 409 054 | |
| 1.6 TDCi (74 kW) / 1.8 TDCi / 2.0 TDCi (98 kW) | | | 574 402 075 | | | 580 406 074 572 409 068 | |
| 1.6 TDCi (66 kW) *  | | 570 901 076 | 574 402 075 | | 575 500 073 | 580 406 074 572 409 068 | |
| 1.8 / 2.0 TDCi (100/81 kW) | | | 574 402 075 | | | 572 409 068 | |
| FOCUS II Convertible | 06 - 10 | | | | | | |
| 1.6 / 2.0 / 2.0 TDCi | | | 561 400 060 | | | 572 409 068 560 409 054 | |
| FOCUS III | 10 → | | | | | | |
| 1.0 EcoBoost  | | | | | 565 500 065 | | |
| 1.5 EcoBoost / 1.5 TDCi / 1.5 TDCi ECOnetic / 2.0 TDCi (110 kW) / 2.0 TDCi ST *  | | 570 901 076 | | | 575 500 073 | | |
| 1.6 EcoBoost / 1.6 TDCi / 1.6 TDCi ECOnetic *  | | | | | 575 500 073 565 500 065 | | |
| 1.6 Flexifuel / 1.6 LPG / 1.6 Ti (92/77/63 kW) / 2.0 Ti-GDi | | | 561 400 060 | | | 560 409 054 | |
| 1.6 Ti (88 kW) * | | | | | | 580 406 074 572 409 068 560 409 054 | |
| 2.0 *  | | | 561 400 060 | | 565 500 065 | 560 409 054 | |
| 2.0 ST  | | | 574 402 075 | | 565 500 065 | 572 409 068 | |
| 2.0 TDCi (85 kW) | | | 574 402 075 | | | 572 409 068 | |
| 2.3 RS AWD  | | | | | 575 500 073 | | |
| Electric * | | | 554 400 053 552 401 052 | | | 544 402 044 | |
| FOCUS III Box Body / Hatchback | 11 → | | | | | | |
| 1.0 EcoBoost / 1.5 EcoBoost / 1.6 EcoBoost *  | | | | | 575 500 073 565 500 065 | | |
| 1.5 TDCi / 2.0 TDCi (110 kW)  | | | | | 575 500 073 | 580 406 074 572 409 068 | |




 FOR CARS WITH START/STOP (MUST REPLACE AGM WITH AGM, EFB WITH EFB)













* PLEASE CHECK AS MORE THAN ONE DIFFERENT SIZE BATTERIES CAN BE FITTED DEPENDING ON: - ELECTRICAL OPTIONS
- CLIMATE REGION
- BUILD OE

|   |  | SILVER dynamic | | | BLUE dynamic | | BLACK dynamic |
|--|---|----------------|----------------------------|-----|----------------------------|---|---------------|
| | | AGM | SLI | Aux | EFB | SLI | SLI |
| FORD | | | | | | | |
| FOCUS III Box Body / Hatchback | 11 → | | | | | | |
| 1.5 TDCi ECOnetic / 1.6 TDCi  | | | | | 575 500 073 | | |
| 1.6 Ti * | | | | | | 572 409 068 560 409 054 | |
| 2.0 TDCi (85 kW) | | | 574 402 075 | | | 572 409 068 | |
| FOCUS III Box Body / Estate | 12 → | | | | | | |
| 1.0 EcoBoost  | | | | | 565 500 065 | | |
| 1.5 EcoBoost *  | | | | | 575 500 073 565 500 065 | | |
| 1.5 TDCi / 1.5 TDCi ECOnetic / 2.0 TDCi *  | | 570 901 076 | | | 575 500 073 | | |
| FOCUS III Saloon | 10 → | | | | | | |
| 1.0 EcoBoost *  | | 570 901 076 | | | 565 500 065 | | |
| 1.5 EcoBoost / 1.5 TDCi / 1.5 TDCi ECOnetic *  | | 570 901 076 | | | 575 500 073 565 500 065 | | |
| 1.6 EcoBoost *  | | | | | 575 500 073 565 500 065 | | |
| 1.6 Flexifuel / 1.6 Ti / 2.0 GDi | | | 561 400 060 | | | 560 409 054 | |
| 1.6 TDCi (70 kW)  | | | 585 200 080 | | 575 500 073 565 500 065 | 580 406 074 | |
| 1.6 TDCi (77 kW)  | | | | | 575 500 073 | | |
| 2.0 *  | | 570 901 076 | 561 400 060 | | 565 500 065 | 560 409 054 | |
| 2.0 TDCi (85 kW) | | | 574 402 075 | | | 572 409 068 | |
| 2.0 TDCi (110 kW) *  | | 570 901 076 | | | 575 500 073 | | |
| FOCUS III Turnier | 10 → | | | | | | |
| 1.0 EcoBoost  | | | | | 565 500 065 | | |
| 1.5 EcoBoost (110 kW) *  | | 570 901 076 | | | 575 500 073 565 500 065 | | |
| 1.5 EcoBoost (134 kW) / 1.5 TDCi / 1.5 TDCi ECOnetic / 2.0 TDCi (110 kW) / 2.0 TDCi ST *  | | 570 901 076 | | | 575 500 073 | | |
| 1.6 EcoBoost / 1.6 TDCi / 1.6 TDCi ECOnetic *  | | | | | 575 500 073 565 500 065 | | |
| 1.6 Flexifuel (88 kW) / 1.6 LPG / 1.6 Ti (63/92/77 kW) / 2.0 Ti-GDi | | | 561 400 060 | | | 560 409 054 | |
| 1.6 Flexifuel (110 kW) / 2.0 *  | | | 561 400 060 | | 575 500 073 565 500 065 | 560 409 054 | |
| 1.6 Ti (88 kW) * | | | | | | 580 406 074 572 409 068 560 409 054 | |
| 2.0 ST  | | | 574 402 075 | | 575 500 073 565 500 065 | 572 409 068 | |
| 2.0 TDCi (85 kW) | | | 574 402 075 | | | 572 409 068 | |
| FUSION (JU) | 02 - 12 | | | | | | |
| 1.25 / 1.4 / 1.4 LPG / 1.6 * | | | 554 400 053 552 401 052 | | | 544 402 044 | |
| 1.4 TDCi / 1.6 TDCi | | | 561 400 060 | | | 572 409 068 560 409 054 | |
| GALAXY (WGR) | 95 - 06 | | | | | | |
| 1.9 TDI / 2.8 iV6 / 2.8 iV6 4x4 / 2.8 V6 | | | 600 402 083 | | | 595 402 080 | |
| 2.0 i | | | 561 400 060 | | | 560 409 054 | |
| 2.3 16V | | | 561 400 060 | | | 572 409 068 560 409 054 | |
| GALAXY (WA6) | 06 - 15 | | | | | | |
| 1.6 EcoBoost / 1.6 TDCi  | | | | | 575 500 073 | | |
| 1.8 TDCi / 2.0 TDCi / 2.2 TDCi / 2.3 | | | 585 200 080 | | | 580 406 074 | |
| 2.0 / 2.0 Flexifuel | | | 561 400 060 | | | 560 409 054 | |
| 2.0 EcoBoost (149 kW) *  | | | | | 575 500 073 | 580 400 074 572 409 068 | |
| 2.0 EcoBoost (146 kW)  | | | | | 575 500 073 | 580 406 074 572 409 068 | |
| GALAXY | 15 → | | | | | | |
| 1.5 EcoBoost / 2.0 EcoBoost / 2.0 TDCi / 2.0 TDCi 4x4 / 2.0 TDCi Bi-Turbo *  | | 570 901 076 | | | 575 500 073 | | |
| GRANADA (GU) | 77 - 85 | | | | | | |
| 1.6 / 1.7 / 2.0 / 2.3 | | | 561 400 060 | | | 560 409 054 | |
| 1.9 D / 2.1 D / 2.5 D / 2.8 / 2.8 i | | | 574 402 075 | | | 572 409 068 | 570 144 064 |
| GRANADA Turnier (GNU) | 77 - 85 | | | | | | |
| 1.7 / 2.0 / 2.3 | | | 561 400 060 | | | 560 409 054 | |
| 2.5 D / 2.8 / 2.8 i | | | 574 402 075 | | | 572 409 068 | 570 144 064 |
| GT | 03 → | | | | | | |
| 5.4 | | | 585 200 080 | | 575 500 073 | 580 406 074 | |
| KA (RB) | 96 - 08 | | | | | | |
| 1.0 i (38 kW) * | | | 554 400 053 552 401 052 | | | 544 402 044 | 541 400 036 |

F

 FOR CARS WITH START/STOP (MUST REPLACE AGM WITH AGM, EFB WITH EFB)
 * PLEASE CHECK AS MORE THAN ONE DIFFERENT SIZE BATTERIES CAN BE FITTED DEPENDING ON: - ELECTRICAL OPTIONS
 - CLIMATE REGION
 - BUILD OE



















FORD

|   |  | SILVER dynamic | | | BLUE dynamic | | BLACK dynamic |
|--|---|----------------|----------------------------|-----|----------------------------|----------------------------|---------------|
| | | AGM | SLI | Aux | EFB | SLI | SLI |
| FORD | | | | | | | |
| KA (RB_) | 96 - 08 | | | | | | |
| 1.0 i (48 kW) / 1.3 i / 1.6 / 1.6 i / 1.6 i * | | | 554 400 053 552 401 052 | | | 544 402 044 | |
| KA Van (RB) | 02 - 05 | | | | | | |
| 1.3 i * | | | 554 400 053 552 401 052 | | | 544 402 044 | |
| KA (RU8) | 08 → | | | | | | |
| 1.2 / 1.3 TDCi *  | | 560 901 068 | | | 560 500 064 | 552 400 047 544 401 042 | |
| KA+ | 14 → | | | | | | |
| 1.2 * | | | 552 401 052 | | | 560 409 054 | |
| KUGA I | 08 → | | | | | | |
| 2.0 TDCi / 2.0 TDCi 4x4 / 2.5 4x4 | | | 585 200 080 | | | 580 406 074 | |
| 2.5 | | | 585 200 080 | | 575 500 073 | 580 406 074 | |
| KUGA II (DM2) | 12 → | | | | | | |
| 1.5 EcoBoost (110 kW) / 1.5 EcoBoost 4x4 / 1.5 EcoBoost 4x4 *  | | | | | 575 500 073 565 500 065 | | |
| 1.5 EcoBoost (88 kW) / 1.5 TDCi / 1.6 EcoBoost / 1.6 EcoBoost 4x4 / 2.0 TDCi (88 kW) / 2.0 TDCi 4x4 (132/110 kW)  | | | | | 575 500 073 | | |
| 2.0 4x4 / 2.5 (125 kW) | | | 574 402 075 | | | 572 409 068 | |
| 2.0 TDCi (103 kW) / 2.0 TDCi 4x4 (100/103 kW) | | | 585 200 080 | | | 580 406 074 | |
| 2.0 TDCi (85 kW)  | | | 585 200 080 | | 575 500 073 | 580 406 074 | |
| 2.5 (110 kW) *  | | | 574 402 075 | | 575 500 073 | 572 409 068 | |
| KUGA II Van | 12 → | | | | | | |
| 1.5 EcoBoost / 1.5 EcoBoost 4x4 *  | | | | | 575 500 073 565 500 065 | | |
| 2.0 TDCi / 2.0 TDCi 4x4  | | | | | 575 500 073 | | |
| MAVERICK (UDS, UNS) | 93 - 98 | | | | | | |
| 2.4 i / 2.7 TD | | | | | | 595 405 083 | |
| MAVERICK VAN | 96 - 98 | | | | | | |
| 2.7 TD | | | 574 402 075 | | | 572 409 068 | 570 144 064 |
| MAVERICK | 01 → | | | | | | |
| 2.0 16V / 3.0 V6 24V | | | | | | 574 013 068 | |
| 2.3 16V | | | 563 400 061 | | | 560 408 054 | |
| MONDEO I (GBP) | 93 - 96 | | | | | | |
| 1.6 i 16V * | | | 561 400 060 | | | 560 409 054 | 553 401 050 |
| 1.8 i 16V / 1.8 i 16V 4x4 / 2.0 i 16V / 2.0 i 16V 4x4 / 2.5 i 24V | | | 561 400 060 | | | 560 409 054 | |
| 1.8 TD | | | 574 402 075 | | | 572 409 068 | 570 144 064 |
| MONDEO I Saloon (GBP) | 93 - 96 | | | | | | |
| 1.6 i 16V / 1.8 4x4 / 1.8 i 16V / 1.8 i 16V / 2.0 i 16V / 2.0 i 16V / 2.0 i 16V 4x4 | | | 561 400 060 | | | 560 409 054 | |
| 1.8 TD / 2.5 i 24V | | | 574 402 075 | | | 572 409 068 | 570 144 064 |
| MONDEO I Turnier (BNP) | 93 - 96 | | | | | | |
| 1.6 i 16V * | | | 561 400 060 | | | 560 409 054 | 553 401 050 |
| 1.8 i 16V / 1.8 i 16V 4x4 / 2.0 i 16V / 2.0 i 16V 4x4 / 2.0 i 16V | | | 561 400 060 | | | 560 409 054 | |
| 1.8 TD / 2.5 i 24V | | | 574 402 075 | | | 572 409 068 | 570 144 064 |
| MONDEO II (BAP) | 96 - 00 | | | | | | |
| 1.6 i / 1.6 i 16V / 1.8 i / 1.8 TD / 2.0 i / 2.0 i / 2.5 24V / 2.5 ST 200 | | | 561 400 060 | | | 560 409 054 | |
| MONDEO II Saloon (BFP) | 96 - 00 | | | | | | |
| 1.6 i / 1.6 i 16V / 1.8 i / 1.8 TD / 2.0 i / 2.5 24V / 2.5 ST 200 / 2.0 i | | | 561 400 060 | | | 560 409 054 | |
| MONDEO II Turnier (BNP) | 96 - 00 | | | | | | |
| 1.6 i / 1.6 i 16V / 1.8 i / 1.8 TD / 2.0 i / 2.0 i / 2.5 24V / 2.5 ST 200 | | | 561 400 060 | | | 560 409 054 | |
| MONDEO III (B5Y) | 00 - 07 | | | | | | |
| 1.8 16V / 1.8 SCi | | | 561 400 060 | | | 560 409 054 | |
| 2.0 16V / 2.0 16V DI / TDDi / TDCi / 2.0 16V TDDi / TDCi / 2.0 TDCi / 2.2 TDCi / 2.5 V6 24V / 3.0 V6 24V / ST220 | | | 574 402 075 | | | 572 409 068 | |
| MONDEO III Saloon (B4Y) | 00 - 07 | | | | | | |
| 1.8 16V / 1.8 SCi | | | 561 400 060 | | | 560 409 054 | |
| 2.0 16V / 2.0 16V DI / TDDi / TDCi / 2.0 16V TDDi / TDCi / 2.0 TDCi / 2.2 TDCi / 2.5 V6 24V / 3.0 V6 24V / ST220 | | | 574 402 075 | | | 572 409 068 | |
| MONDEO III Turnier (BWY) | 00 - 07 | | | | | | |
| 1.8 16V / 1.8 SCi | | | 561 400 060 | | | 560 409 054 | |
| 2.0 16V / 2.0 16V DI / TDDi / TDCi / 2.0 16V TDDi / TDCi / 2.0 TDCi / 2.2 TDCi / 2.5 V6 24V / 3.0 V6 24V / ST220 | | | 574 402 075 | | | 572 409 068 | |
| MONDEO IV (BA7) | 07 - 15 | | | | | | |
| 1.6 EcoBoost / 1.6 TDCi *  | | 570 901 076 | | | 575 500 073 | | |
| 1.6 Ti / 2.0 / 2.0 Flexifuel / 2.0 LPG | | | 561 400 060 | | | 560 409 054 | |
| 1.8 TDCi (74 kW) / 2.0 EcoBoost *  | | 570 901 076 | 574 402 075 | | 575 500 073 | 572 409 068 | |




 FOR CARS WITH START/STOP (MUST REPLACE AGM WITH AGM, EFB WITH EFB)










* PLEASE CHECK AS MORE THAN ONE DIFFERENT SIZE BATTERIES CAN BE FITTED DEPENDING ON:
 - ELECTRICAL OPTIONS
 - CLIMATE REGION
 - BUILD OE

|   |  | SILVER dynamic | | | BLUE dynamic | | BLACK dynamic |
|---|---|----------------|----------------------------|-----|--------------|----------------------------|---------------|
| | | AGM | SLI | Aux | EFB | SLI | SLI |
| FORD | | | | | | | |
| MONDEO IV (BA7) | 07 - 15 | | | | | | |
| 1.8 TDCi (92 kW) / 2.0 TDCi (100 kW) / 2.3 / 2.5 | | | 574 402 075 | | | 572 409 068 | |
| 2.0 SCTi *  | | 570 901 076 | 574 402 075 | | 565 500 065 | 572 409 068 | |
| 2.0 TDCi (96 kW) / 2.2 TDCi | | | 574 402 075 | | | 580 406 074 572 409 068 | |
| 2.0 TDCi (103 kW) *  | | 570 901 076 | 574 402 075 | | 575 500 073 | 580 406 074 572 409 068 | |
| MONDEO IV Saloon (BA7) | 07 - 15 | | | | | | |
| 1.6 EcoBoost  | | | | | 575 500 073 | | |
| 1.6 TDCi *  | | 570 901 076 | 561 400 060 | | 575 500 073 | 560 409 054 | |
| 1.6 Ti / 2.0 / 2.0 Flexifuel / 2.0 LPG | | | 561 400 060 | | | 560 409 054 | |
| 1.8 TDCi (92 kW) / 2.3 / 2.5 | | | 574 402 075 | | | 572 409 068 | |
| 1.8 TDCi (74 kW) *  | | 570 901 076 | 574 402 075 | | 575 500 073 | 572 409 068 | |
| 2.0 TDCi (96 kW) / 2.2 TDCi | | | 574 402 075 | | | 580 406 074 572 409 068 | |
| 2.0 TDCi (85 kW) *  | | 570 901 076 | 574 402 075 | | 575 500 073 | 580 406 074 572 409 068 | |
| MONDEO IV Turnier (BA7) | 07 - 15 | | | | | | |
| 1.6 EcoBoost / 1.6 TDCi *  | | 570 901 076 | | | 575 500 073 | | |
| 1.6 Ti / 2.0 / 2.0 Flexifuel / 2.0 LPG | | | 561 400 060 | | | 560 409 054 | |
| 1.8 TDCi (74 kW) / 2.0 EcoBoost / 2.0 SCTi *  | | 570 901 076 | 574 402 075 | | 575 500 073 | 572 409 068 | |
| 1.8 TDCi (92 kW) / 2.2 TDCi / 2.3 / 2.5 | | | 574 402 075 | | | 572 409 068 | |
| 2.0 TDCi (100 kW) | | | 574 402 075 | | | 580 406 074 572 409 068 | |
| 2.0 TDCi (103 kW) *  | | 570 901 076 | 574 402 075 | | 575 500 073 | 580 406 074 572 409 068 | |
| MONDEO V Saloon | 12 → | | | | | | |
| 1.0 EcoBoost / 1.5 EcoBoost / 1.5 TDCi / 2.0 EcoBoost / 2.0 EcoBoost 4x4 / 2.0 Hybrid / 2.0 TDCi / 2.0 TDCi 4x4 / 2.0 TDCi Bi-Turbo / 2.5 *  | | 570 901 076 | | | 575 500 073 | | |
| MONDEO V Hatchback | 14 → | | | | | | |
| 1.0 EcoBoost  | | | | | 565 500 065 | | |
| 1.5 EcoBoost / 1.5 TDCi / 1.6 TDCi / 2.0 EcoBoost / 2.0 TDCi / 2.0 TDCi 4x4 / 2.0 TDCi Bi-Turbo *  | | 570 901 076 | | | 575 500 073 | | |
| MONDEO V Turnier | 14 → | | | | | | |
| 1.0 EcoBoost  | | | | | 565 500 065 | | |
| 1.5 EcoBoost / 1.5 TDCi / 1.6 TDCi / 2.0 EcoBoost / 2.0 TDCi / 2.0 TDCi 4x4 / 2.0 TDCi Bi-Turbo *  | | 570 901 076 | | | 575 500 073 | | |
| ORION I (AFD) | 83 - 86 | | | | | | |
| 1.3 * | | | 554 400 053 552 401 052 | | | 544 402 044 | 541 400 036 |
| 1.6 / 1.6 i * | | | 561 400 060 | | | 560 409 054 | 553 401 050 |
| 1.6 D | | | 574 402 075 | | | 572 409 068 | 570 144 064 |
| ORION II (AFF) | 85 - 90 | | | | | | |
| 1.3 / 1.4 / 1.4 Cat * | | | 554 400 053 552 401 052 | | | 544 402 044 | 541 400 036 |
| 1.6 / 1.6 i / 1.6 i Cat * | | | 561 400 060 | | | 560 409 054 | 553 401 050 |
| 1.6 D / 1.8 D | | | 574 402 075 | | | 572 409 068 | 570 144 064 |
| ORION III (GAL) | 90 - 96 | | | | | | |
| 1.3 / 1.4 * | | | 554 400 053 552 401 052 | | | 544 402 044 | 541 400 036 |
| 1.6 / 1.6 i / 1.6 i 16V / 1.8 i 16V * | | | 561 400 060 | | | 560 409 054 | 553 401 050 |
| 1.8 D / 1.8 TD | | | 574 402 075 | | | 572 409 068 | 570 144 064 |
| PUMA (EC_) | 97 - 02 | | | | | | |
| 1.4 16V * | | | 554 400 053 552 401 052 | | | 544 402 044 | |
| 1.6 16V / 1.7 16V / Racing ST 160 / Racing ST 160 | | | 561 400 060 | | | 560 409 054 | |
| P 100 I | 82 - 87 | | | | | | |
| 1.6 * | | | 561 400 060 | | | 560 409 054 | 553 401 050 |
| P 100 II | 87 - 92 | | | | | | |
| 1.8 TD | | | 574 402 075 | | | 572 409 068 | 570 144 064 |
| 2.0 * | | | 561 400 060 | | | 560 409 054 | 553 401 050 |
| RANGER (ER, EQ) | 97 - 06 | | | | | | |
| 1.8 | | | 561 400 060 | | | 560 409 054 | |
| 2.5 D / 2.5 D 4x4 / 2.5 TD / 2.5 TD 4x4 / 2.5 TDdi / 2.5 TDdi 4x4 / 2.6 / 2.9 D / 3.0 / 4.0 4x4 | | | | | | 595 405 083 | |
| RANGER (ET) | 05 - 12 | | | | | | |
| 2.5 TDdi / 2.5 TDCi 4x4 / 3.0 TDCi / 3.0 TDCi 4x4 / 3.0 TDCi | | | | | | 595 405 083 | |
| RANGER (TKE) | 11 → | | | | | | |
| 2.2 TDCi 4x4 (92 kW) / 2.2 TDCi (92 kW) | | | 574 402 075 | | | 572 409 068 | |
| 2.2 TDCi (118 kW) / 2.2 TDCi 4x4 (96/118 kW) *  | | 580 901 080 | | | | 572 409 068 | |


F

 FOR CARS WITH START/STOP (MUST REPLACE AGM WITH AGM, EFB WITH EFB)
 * PLEASE CHECK AS MORE THAN ONE DIFFERENT SIZE BATTERIES CAN BE FITTED DEPENDING ON:
 - ELECTRICAL OPTIONS
 - CLIMATE REGION
 - BUILD OE








FORD

|   |  | SILVER dynamic | | | BLUE dynamic | | BLACK dynamic |
|---|---|----------------|----------------------------|-----|--------------|----------------------------|---------------|
| | | AGM | SLI | Aux | EFB | SLI | SLI |
| FORD | | | | | | | |
| RANGER (TKE) | 11 → | | | | | | |
| 2.5 i / 2.5 i 4x4 | | | 585 200 080 | | | 580 406 074 | |
| 3.2 TDCi 4x4 *  | | 580 901 080 | 585 200 080 | | | 580 406 074 | |
| SCORPIO I (GAE, GGE) | 85 - 94 | | | | | | |
| 1.8 / 2.0 / 2.0 i / 2.4 i / 2.4 i Cat | | | 561 400 060 | | | 560 409 054 | |
| 2.5 D / 2.5 TD / 2.8 i / 2.8 i 4x4 / 2.9 i / 2.9 i 24V / 2.9 i 4x4 / 2.9 i Cat | | | 574 402 075 | | | 572 409 068 | 570 144 064 |
| SCORPIO I Saloon (GGE) | 86 - 94 | | | | | | |
| 1.8 / 1.9 / 2.0 / 2.0 i / 2.4 i | | | 561 400 060 | | | 560 409 054 | |
| 2.5 D / 2.5 TD / 2.9 i / 2.9 i 24V / 2.9 i 4x4 | | | 574 402 075 | | | 572 409 068 | 570 144 064 |
| SCORPIO I Turnier (GGE) | 88 - 94 | | | | | | |
| 2.0 i / 2.4 i | | | 561 400 060 | | | 560 409 054 | |
| 2.5 D / 2.5 TD / 2.9 24V / 2.9 i / 2.9 i 4x4 | | | 574 402 075 | | | 572 409 068 | 570 144 064 |
| SCORPIO II (GFR, GGR) | 94 - 98 | | | | | | |
| 2.0 i / 2.0 i 16V / 2.3 i 16V | | | 561 400 060 | | | 560 409 054 | |
| 2.5 TD / 2.9 i / 2.9 i 24V | | | 574 402 075 | | | 572 409 068 | 570 144 064 |
| SCORPIO II Turnier (GNR, GGR) | 94 - 98 | | | | | | |
| 2.0 i / 2.0 i 16V / 2.3 i 16V | | | 561 400 060 | | | 560 409 054 | |
| 2.5 TD / 2.9 i / 2.9 i 24V | | | 574 402 075 | | | 572 409 068 | 570 144 064 |
| SIERRA Hatchback (GBC) | 82 - 87 | | | | | | |
| 1.3 / 1.6 / 1.8 / 2.0 / 2.0 4x4 / 2.0 i / 2.3 * | | | 561 400 060 | | | 560 409 054 | 553 401 050 |
| 2.3 D / 2.8 i XR 4x4 / 2.8 XR4i / 2.8 XR 4x4 | | | 574 402 075 | | | 572 409 068 | 570 144 064 |
| SIERRA Turnier (BNC) | 82 - 86 | | | | | | |
| 1.6 / 1.8 / 2.0 / 2.3 * | | | 561 400 060 | | | 560 409 054 | 553 401 050 |
| 2.3 D / 2.8 i 4x4 / 2.8 XR4i | | | 574 402 075 | | | 572 409 068 | 570 144 064 |
| SIERRA Hatchback (GBC, GBG) | 87 - 93 | | | | | | |
| 1.6 / 1.6 i / 1.8 / 2.0 / 2.0 16V Cosworth 4x4 / 2.0 16V Cosworth Cat 4x4 / 2.0 4x4 / 2.0 i / 2.0 i Cat / 2.0 i DOHC / 2.0 RS Cosworth * | | | 561 400 060 | | | 560 409 054 | 553 401 050 |
| 1.8 TD / 2.3 D / 2.8 / 2.8 i / 2.8 i XR 4x4 / 2.9 i / 2.9 i XR 4x4 | | | 574 402 075 | | | 572 409 068 | 570 144 064 |
| SIERRA (GBG, GB4) | 87 - 93 | | | | | | |
| 1.6 / 1.6 i / 1.8 / 2.0 / 2.0 16V Cosworth 4x4 / 2.0 4x4 / 2.0 i / 2.0 i Cat / 2.0 i DOHC / 2.0 RS Cosworth * | | | 561 400 060 | | | 560 409 054 | 553 401 050 |
| 1.8 TD / 2.3 D / 2.8 i / 2.9 4x4 / 2.9 i | | | 574 402 075 | | | 572 409 068 | 570 144 064 |
| SIERRA Turnier (BNG) | 87 - 93 | | | | | | |
| 1.6 / 1.6 i / 1.8 / 1.9 / 2.0 / 2.0 4x4 / 2.0 i / 2.0 i Cat / 2.0 i DOHC * | | | 561 400 060 | | | 560 409 054 | 553 401 050 |
| 1.8 TD / 2.3 D / 2.8 4x4 / 2.8 i / 2.8 i 4x4 / 2.9 / 2.9 4x4 / 2.9 i | | | 574 402 075 | | | 572 409 068 | 570 144 064 |
| S-MAX (WA6) | 06 - 14 | | | | | | |
| 1.6 EcoBoost  | | | | | 575 500 073 | | |
| 1.6 TDCi  | | | 585 200 080 | | 575 500 073 | 580 406 074 | |
| 1.8 TDCi / 2.2 TDCi (147 kW) | | | 585 200 080 | | | 580 406 074 | |
| 2.0 / 2.0 Flexifuel | | | 561 400 060 | | | 560 409 054 | |
| 2.0 EcoBoost (176 kW) *  | | | 574 402 075 | | 575 500 073 | 572 409 068 | |
| 2.0 EcoBoost (149 kW) *  | | | 561 400 060 | | 575 500 073 | 560 409 054 | |
| 2.0 TDCi / 2.2 TDCi (129 kW) | | | 574 402 075 | | | 580 406 074 572 409 068 | |
| 2.3 / 2.5 ST | | | 574 402 075 | | | 572 409 068 | |
| S-MAX | 15 → | | | | | | |
| 1.5 EcoBoost / 2.0 EcoBoost / 2.0 TDCi / 2.0 TDCi 4x4 / 2.0 TDCi Bi-Turbo *  | | 570 901 076 | | | 575 500 073 | | |
| STREET KA (RL2) | 03 - 05 | | | | | | |
| 1.6 * | | | 554 400 053 552 401 052 | | | 544 402 044 | |
| TAUNUS '80 (GBS, GBNS) | 79 - 82 | | | | | | |
| 1.3 / 1.6 / 2.0 / 2.3 * | | | 561 400 060 | | | 560 409 054 | 553 401 050 |
| TAUNUS '80 Turnier (GBNS) | 79 - 82 | | | | | | |
| 1.3 / 1.6 / 2.0 / 2.3 * | | | 561 400 060 | | | 560 409 054 | 553 401 050 |
| ECONOVAN (KBA, KCA) | 86 - 92 | | | | | | |
| 1.4 / 2.0 D | | | | | | 560 410 054 | |
| ECONOVAN Box (KAA) | 85 - 92 | | | | | | |
| 1.4 / 2.0 D | | | | | | 560 410 054 | |
| TRANSIT Bus (V_ _) | 77 - 86 | | | | | | |
| 1.6 / 2.0 | | | 561 400 060 | | | 560 409 054 | |
| 2.4 D / 2.5 D / 2.5 D | | | 574 402 075 | | | 572 409 068 | 570 144 064 |
| TRANSIT Box (V_ _) | 77 - 86 | | | | | | |
| 1.6 / 2.0 | | | 561 400 060 | | | 560 409 054 | |
| 2.4 D / 2.5 D | | | 574 402 075 | | | 572 409 068 | 570 144 064 |
| TRANSIT Platform/Chassis (V_ _) | 77 - 86 | | | | | | |
| 1.6 / 2.0 | | | 561 400 060 | | | 560 409 054 | |




 FOR CARS WITH START/STOP (MUST REPLACE AGM WITH AGM, EFB WITH EFB)







































* PLEASE CHECK AS MORE THAN ONE DIFFERENT SIZE BATTERIES CAN BE FITTED DEPENDING ON: - ELECTRICAL OPTIONS
- CLIMATE REGION
- BUILD OE

|   |  | SILVER dynamic | | | BLUE dynamic | | BLACK dynamic |
|---|---|----------------------------|----------------------------|-----|--------------|----------------------------|---------------|
| | | AGM | SLI | Aux | EFB | SLI | SLI |
| FORD | | | | | | | |
| TRANSIT Platform/Chassis (V_) | 77 - 86 | | | | | | |
| 2.4 D / 2.5 D | | | 574 402 075 | | | 572 409 068 | 570 144 064 |
| TRANSIT Bus (T_) | 85 - 92 | | | | | | |
| 1.6 / 2.0 Cat / 2.0 | | | 561 400 060 | | | 560 409 054 | |
| 2.5 D | | | 574 402 075 | | | 572 409 068 | 570 144 064 |
| TRANSIT Box (T_) | 85 - 92 | | | | | | |
| 1.6 / 2.0 | | | 561 400 060 | | | 560 409 054 | |
| 2.5 D | | | 574 402 075 | | | 572 409 068 | 570 144 064 |
| TRANSIT Platform/Chassis (T_) | 85 - 92 | | | | | | |
| 2.0 Cat / 2.0 | | | 561 400 060 | | | 560 409 054 | |
| 2.5 DI / 2.5 D | | | 574 402 075 | | | 572 409 068 | 570 144 064 |
| TRANSIT Bus (E_) | 91 - 94 | | | | | | |
| 2.0 / 2.0 i | | | 561 400 060 | | | 560 409 054 | |
| 2.5 DI / 2.5 TD / 2.9 i | | | 574 402 075 | | | 572 409 068 | 570 144 064 |
| TRANSIT Box (E_) | 91 - 94 | | | | | | |
| 2.0 / 2.0 i | | | 561 400 060 | | | 560 409 054 | |
| 2.5 DI / 2.5 TD | | | 574 402 075 | | | 572 409 068 | 570 144 064 |
| TRANSIT Platform/Chassis (E_) | 91 - 94 | | | | | | |
| 2.0 / 2.5 DI (59 kW) | | | 561 400 060 | | | 560 409 054 | |
| 2.5 DI (51 kW) / 2.5 TD | | | 574 402 075 | | | 572 409 068 | 570 144 064 |
| TRANSIT Bus (E_) | 94 - 00 | | | | | | |
| 2.0 CNG / 2.0 | | | 561 400 060 | | | 560 409 054 | |
| 2.5 DI / 2.5 TD | | | 574 402 075 | | | 572 409 068 | |
| TRANSIT TOURNEO | 94 - 00 | | | | | | |
| 2.0 | | | 561 400 060 | | | 560 409 054 | |
| 2.4 D / 2.5 DI / 2.5 TD | | | 574 402 075 | | | 572 409 068 | |
| TRANSIT Box (E_) | 94 - 00 | | | | | | |
| 2.0 | | | 561 400 060 | | | 560 409 054 | |
| 2.5 DI / 2.5 TD / 2.5 TDI | | | 574 402 075 | | | 572 409 068 | |
| TRANSIT Platform/Chassis (E_) | 94 - 00 | | | | | | |
| 2.0 | | | 561 400 060 | | | 560 409 054 | |
| 2.5 DI / 2.5 TD | | | 574 402 075 | | | 572 409 068 | |
| TRANSIT Bus (FD_, FB_, FS_, FZ_, FC_) | 00 - 06 | | | | | | |
| 2.0 DI / 2.0 TDCi | | | 574 402 075 | | | 572 409 068 | |
| 2.3 / 2.3 16V RWD | | | 561 400 060 | | | 560 409 054 | |
| 2.4 DI / 2.4 DI RWD / 2.4 TDCi / 2.4 TDDi / 2.4 TDE | | | 585 200 080 | | | 580 406 074 | |
| TRANSIT Box (FA_) | 00 - 06 | | | | | | |
| 2.0 DI / 2.0 TDCi | | | 574 402 075 | | | 572 409 068 | |
| 2.3 / 2.3 16V RWD | | | 561 400 060 | | | 560 409 054 | |
| 2.4 DI / 2.4 DI RWD / 2.4 TD / 2.4 TDCi / 2.4 TDE | | | 585 200 080 | | | 580 406 074 | |
| TRANSIT Platform/Chassis (FM_, FN_) | 00 - 06 | | | | | | |
| 2.0 DI / 2.0 TDCi | | | 574 402 075 | | | 572 409 068 | |
| 2.3 16V | | | 561 400 060 | | | 560 409 054 | |
| 2.4 DI / 2.4 TDCi / 2.4 TDE | | | 585 200 080 | | | 580 406 074 | |
| TRANSIT Bus (FD_, FB_, FS_, FZ_, FC_) | 06 → | | | | | | |
| 2.2 TDCi (74 kW)  | | | 585 200 080 | | 575 500 073 | 580 406 074 | |
| 2.2 TDCi (92 kW) / 2.2 TDCi RWD (74 kW) / 2.4 TDCi (74 kW) / 2.4 TDCi 4x4 / 3.2 TDCi | | | 585 200 080 | | | 580 406 074 | |
| 2.2 TDCi RWD (92 kW) *  | | 595 901 085 580 901 080 | 585 200 080 | | 575 500 073 | 580 406 074 | |
| 2.2 TDCi RWD (100 kW) * | | | 585 200 080 574 402 075 | | | 580 406 074 572 409 068 | |
| 2.4 TDCi (85 kW) * | | | | | | 580 406 074 572 409 068 | |
| TOURNEO CONNECT | 02 - 13 | | | | | | |
| 1.8 16V | | | 561 400 060 | | | 572 409 068 560 409 054 | |
| 1.8 TDCi / 1.8 TDCi / TDDi / DI | | | 574 402 075 | | | 572 409 068 | |
| TRANSIT TOURNEO | 06 - 14 | | | | | | |
| 2.2 TDCi | | | 585 200 080 | | | 580 406 074 | |
| TRANSIT Box (FA_) | 06 → | | | | | | |
| 2.2 TDCi (74 kW)  | | | 585 200 080 | | 575 500 073 | 580 406 074 | |
| 2.2 TDCi (92 kW) / 2.2 TDCi 4x4 / 2.4 TDCi 4x4 / 2.4 TDCi RWD (74 kW) / 3.2 TDCi RWD | | | 585 200 080 | | | 580 406 074 | |
| 2.2 TDCi RWD *  | | 595 901 085 580 901 080 | 585 200 080 | | 575 500 073 | 580 406 074 | |
| 2.3 16V CNG RWD / 2.3 16V LPG RWD / 2.3 16V RWD | | | 574 402 075 | | | 572 409 068 | |
| 2.4 TDCi RWD (85 kW) * | | | | | | 580 406 074 572 409 068 | |


F





 FOR CARS WITH START/STOP (MUST REPLACE AGM WITH AGM, EFB WITH EFB)
 * PLEASE CHECK AS MORE THAN ONE DIFFERENT SIZE BATTERIES CAN BE FITTED DEPENDING ON: - ELECTRICAL OPTIONS
 - CLIMATE REGION
 - BUILD OE

FORD > FORD USA

|   |  | SILVER dynamic | | | BLUE dynamic | | BLACK dynamic |
|---|---|----------------------------|-------------|-----|----------------------------|----------------------------|---------------|
| | | AGM | SLI | Aux | EFB | SLI | SLI |
| FORD | | | | | | | |
| TRANSIT Platform/Chassis (FM_, FN_) | 06 - 14 | | | | | | |
| 2.2 TDCi (74 kW)  | | | 585 200 080 | | 575 500 073 | 580 406 074 | |
| 2.2 TDCi (92 kW) / 2.2 TDCi 4x4 / 2.2 TDCi RWD (92 kW) / 2.4 TDCi 4x4 / 3.2 TDCi RWD | | | 585 200 080 | | | 580 406 074 | |
| 2.2 TDCi RWD (114 kW) *  | | 595 901 085 580 901 080 | 585 200 080 | | 575 500 073 | 580 406 074 | |
| 2.3 16V RWD | | | 574 402 075 | | | 572 409 068 | |
| 2.4 TDCi RWD * | | | | | | 580 406 074 572 409 068 | |
| TRANSIT CONNECT (P65_, P70_, P80_) | 02 → | | | | | | |
| 1.8 16V / 1.8 16V LPG / 1.8 Di / 1.8 TDCi | | | 574 402 075 | | | 572 409 068 | |
| TRANSIT CONNECT Estate | 13 → | | | | | | |
| 1.5 TDCi (74 kW) *  | | 580 901 080 | | | 575 500 073 | | |
| 1.5 TDCi (55 kW) / 1.6 TDCi *  | | 580 901 080 | 574 402 075 | | 575 500 073 | 572 409 068 | |
| 1.6 EcoBoost  | | | | | 575 500 073 | | |
| TRANSIT CONNECT Box | 13 → | | | | | | |
| 1.0 EcoBoost / 1.5 TDCi (88/74 kW) / 1.6 EcoBoost *  | | 580 901 080 | | | 575 500 073 | | |
| 1.5 TDCi (55 kW) / 1.6 TDCi *  | | 580 901 080 | 574 402 075 | | 575 500 073 | 572 409 068 | |
| TRANSIT COURIER Kombi | 14 → | | | | | | |
| 1.0 EcoBoost  | | | | | 575 500 073 | | |
| 1.5 TDCi  | | | 574 402 075 | | 565 500 065 | 572 409 068 | |
| 1.6 TDCi *  | | | 574 402 075 | | 575 500 073 | 572 409 068 | |
| TRANSIT COURIER Box | 14 → | | | | | | |
| 1.0 EcoBoost  | | | | | 565 500 065 | | |
| 1.5 TDCi  | | | 574 402 075 | | 565 500 065 | 572 409 068 | |
| 1.6 TDCi *  | | | 574 402 075 | | 575 500 073 | 572 409 068 | |
| TOURNEO CONNECT / GRAND TOURNEO CONNECT Kombi | 13 → | | | | | | |
| 1.0 EcoBoost *  | | 580 901 080 | | | 565 500 065 | | |
| 1.5 TDCi (74 kW) *  | | | 574 402 075 | | 575 500 073 | 572 409 068 | |
| 1.5 TDCi (88 kW) / 1.6 TDCi *  | | 580 901 080 | 574 402 075 | | 575 500 073 | 572 409 068 | |
| 1.6 EcoBoost *  | | 580 901 080 | | | 575 500 073 | | |
| TOURNEO COURIER Kombi | 14 → | | | | | | |
| 1.0 EcoBoost  | | | | | 565 500 065 | | |
| 1.5 TDCi (55 kW) / 1.6 TDCi  | | | 574 402 075 | | 575 500 073 565 500 065 | 572 409 068 | |
| 1.5 TDCi (70 kW)  | | | | | 565 500 065 | 572 409 068 | |
| TOURNEO CUSTOM Bus | 12 → | | | | | | |
| 2.0 TDCi *  | | 580 901 080 | | | | 572 409 068 | |
| 2.2 TDCi *  | | 580 901 080 | 574 402 075 | | 575 500 073 | 572 409 068 | |
| TRANSIT CUSTOM Bus | 12 → | | | | | | |
| 2.0 TDCi / 2.2 TDCi *  | | 580 901 080 | 574 402 075 | | 575 500 073 | 572 409 068 | |
| TRANSIT CUSTOM Box | 12 → | | | | | | |
| 2.0 TDCi / 2.2 TDCi *  | | 580 901 080 | 574 402 075 | | 575 500 073 | 572 409 068 | |
| TRANSIT Bus | 13 → | | | | | | |
| 2.0 TDCi *  | | 580 901 080 | | | | 572 409 068 | |
| 2.2 TDCi (74 kW) / 2.2 TDCi 4x4 / 2.2 TDCi RWD (74 kW) *  | | 595 901 085 580 901 080 | | | 575 500 073 | | |
| 2.2 TDCi (92 kW) / 2.2 TDCi RWD (92 kW) *  | | 595 901 085 580 901 080 | 574 402 075 | | 575 500 073 | 572 409 068 | |
| 2.2 TDCi RWD (99 kW)  | | | | | 575 500 073 | | |
| TRANSIT Box | 13 → | | | | | | |
| 2.0 TDCi / 2.0 TDCi RWD *  | | 580 901 080 | | | | 595 402 080 572 409 068 | |
| 2.0 TDCi 4x4 *  | | 580 901 080 | | | | 595 402 080 | |
| 2.2 TDCi / 2.2 TDCi 4x4 / 2.2 TDCi RWD *  | | 595 901 085 580 901 080 | 574 402 075 | | 575 500 073 | 572 409 068 | |
| TRANSIT Platform/Chassis | 13 → | | | | | | |
| 2.0 TDCi / 2.0 TDCi RWD *  | | 580 901 080 | | | | 595 402 080 572 409 068 | |
| 2.0 TDCi 4x4 *  | | 580 901 080 | | | | 595 402 080 | |
| 2.2 TDCi / 2.2 TDCi 4x4 / 2.2 TDCi RWD (114/92/74 kW) *  | | 595 901 085 580 901 080 | 574 402 075 | | 575 500 073 | 572 409 068 | |
| 2.2 TDCi RWD (99 kW)  | | | | | 575 500 073 | | |
| FORD USA | | | | | | | |
| BRONCO II | 83 - 90 | | | | | | |
| 2.9 iV6 4x4 | | | | | | 570 412 063 | |








 FOR CARS WITH START/STOP (MUST REPLACE AGM WITH AGM, EFB WITH EFB)
 * PLEASE CHECK AS MORE THAN ONE DIFFERENT SIZE BATTERIES CAN BE FITTED DEPENDING ON: - ELECTRICAL OPTIONS
 - CLIMATE REGION
 - BUILD OE

|   |  | SILVER dynamic | | | BLUE dynamic | | BLACK dynamic |
|---|---|----------------|-------------|-----|--------------|-------------|---------------|
| | | AGM | SLI | Aux | EFB | SLI | SLI |
| FORD USA | | | | | | | |
| EDGE | 14 → | | | | | | |
| 2.0 / 2.0 AWD / 2.0 TDCi AWD / 2.0 TDCi Bi-Turbo AWD / 2.7 AWD / 3.5 / 3.5 AWD  | | 580 901 080 | | | | | |
| EXPLORER (UN46) | 90 - 94 | | | | | | |
| 4.0 V6 4WD * | | | 577 400 078 | | | 574 012 068 | 570 144 064 |
| EXPLORER (U2) | 94 - 01 | | | | | | |
| 4.0 / 4.0 V6 4WD (115 kW) / 5.0 4WD / 5.0 4WD | | | 577 400 078 | | | 574 012 068 | |
| 4.0 V6 4WD (152 kW) | | | | | | 574 013 068 | |
| MUSTANG Coupe (C) | 93 - 04 | | | | | | |
| 3.8 / 4.6 / 4.9 | | | 563 400 061 | | | 560 408 054 | |
| MUSTANG Coupe | 04 → | | | | | | |
| 3.7 / 5.0 | | | 561 400 060 | | | 560 409 054 | |
| MUSTANG Coupe | 14 → | | | | | | |
| 2.3 EcoBoost (231 kW) / 5.0 V8 (308 kW) | | | | | | 560 409 054 | |
| 2.3 EcoBoost (233 kW) / 5.0 V8 (310/306 kW) | | | 561 400 060 | | | 560 409 054 | |
| MUSTANG Convertible (C) | 93 - 04 | | | | | | |
| 3.8 / 4.6 / 4.9 | | | 563 400 061 | | | 560 408 054 | |
| MUSTANG Convertible | 05 → | | | | | | |
| 3.7 / 5.0 | | | 561 400 060 | | | 560 409 054 | |
| MUSTANG Convertible | 14 → | | | | | | |
| 2.3 EcoBoost (231 kW) / 5.0 V8 (308 kW) | | | | | | 560 409 054 | |
| 2.3 EcoBoost (233 kW) / 5.0 V8 (310 kW) | | | 561 400 060 | | | 560 409 054 | |
| TAURUS (P5_) | 95 - 99 | | | | | | |
| 3.0 / 3.0 24V (149/149 kW) / 3.0 V6 / 3.0 24V (149/149 kW) | | | 574 402 075 | | | 572 409 068 | 570 144 064 |
| 3.0 24V (130 kW) | | | 574 402 075 | | | 572 409 068 | |
| TAURUS Wagon (P5_) | 95 - 99 | | | | | | |
| 3.0 / 3.0 24V / 3.0 V6 | | | 574 402 075 | | | 572 409 068 | 570 144 064 |
| WINDSTAR (A3) | 95 - 04 | | | | | | |
| 3.0 V6 / 3.8 V6 | | | | | | 595 405 083 | |
| FSO | | | | | | | |
| 125P | 67 - 92 | | | | | | |
| 1.3 1300 / 1.5 1500 | | | | | | | 545 413 040 |
| 125P Estate | 67 - 92 | | | | | | |
| 1.3 / 1.5 * | | | | | | 570 413 063 | 545 413 040 |
| 126P | 72 - 00 | | | | | | |
| 0.6 * | | | | | | 570 413 063 | 545 413 040 |
| 650 | | | | | | | 545 413 040 |
| LANOS Saloon | 04 - 08 | | | | | | |
| 1.4 / 1.5 / 1.6 16V | | | 563 401 061 | | | 560 127 054 | |
| LANOS Hatchback | 04 - 08 | | | | | | |
| 1.4 / 1.5 / 1.6 16V | | | 563 401 061 | | | 560 127 054 | |
| POLONEZ I | 77 - 91 | | | | | | |
| 1.5 (55 kW) | | | | | | | 545 413 040 |
| 1.5 (60 kW) / 1.5 Turbo / 1.6 * | | | 563 401 061 | | | 570 413 063 | 556 401 048 |
| POLONEZ II | 88 - 92 | | | | | | |
| 1.5 / 1.6 * | | | 563 401 061 | | | 570 413 063 | 556 401 048 |
| 1.5 i | | | | | | | 545 413 040 |
| 1.9 D | | | 563 401 061 | | | 560 127 054 | 556 401 048 |
| POLONEZ III | 92 - 05 | | | | | | |
| 1.4 i 16V / 1.6 i / 1.9 D | | | | | | | 545 413 040 |
| 1.5 | | | 563 401 061 | | | 560 127 054 | 556 401 048 |
| POLONEZ III Saloon | 92 - 02 | | | | | | |
| 1.6 i | | | | | | | 545 413 040 |
| POLONEZ Pickup | 94 - 98 | | | | | | |
| 1.4 i 16V / 1.6 i / 1.9 D | | | 563 401 061 | | | 560 127 054 | 556 401 048 |
| GAZ | | | | | | | |
| GAZELLE Bus | 93 - 02 | | | | | | |
| 2.3 / 2.5 D | | | 563 401 061 | | | 560 127 054 | 556 401 048 |
| GAZELLE Box | 93 - 02 | | | | | | |
| 2.4 / 2.5 D | | | 563 401 061 | | | 560 127 054 | 556 401 048 |
| GAZELLE Platform/Chassis | 93 - 02 | | | | | | |
| 2.4 / 2.5 D | | | 563 401 061 | | | 560 127 054 | 556 401 048 |
| GAZELLE Bus | 03 - 13 | | | | | | |
| 2.3 / 2.3 4x4 / 2.8 TD / 2.9 / 2.9 4x4 | | | 563 401 061 | | | 560 127 054 | 556 401 048 |

△ FOR CARS WITH START/STOP (MUST REPLACE AGM WITH AGM, EFB WITH EFB)
 * PLEASE CHECK AS MORE THAN ONE DIFFERENT SIZE BATTERIES CAN BE FITTED DEPENDING ON:
 - ELECTRICAL OPTIONS
 - CLIMATE REGION
 - BUILD OE









GAZ > HONDA










|   |  | SILVER dynamic | | | BLUE dynamic | | BLACK dynamic |
|---|---|----------------|----------------------------|-----|--------------|-------------|---------------|
| | | AGM | SLI | Aux | EFB | SLI | SLI |
| GAZ | | | | | | | |
| GAZELLE Box | 03 - 13 | | | | | | |
| 2.3 4x4 / 2.8 TD / 2.9 / 2.9 4x4 | | | 563 401 061 | | | 560 127 054 | 556 401 048 |
| GAZELLE Platform/Chassis | 03 - 13 | | | | | | |
| 2.3 4x4 / 2.8 TD / 2.9 / 2.9 4x4 | | | 563 401 061 | | | 560 127 054 | 556 401 048 |
| GAZELLE NEXT Bus | 13 → | | | | | | |
| 2.8 TD / 2.9 | | | 563 401 061 | | | 560 127 054 | 556 401 048 |
| GAZELLE NEXT Box | 13 → | | | | | | |
| 2.8 TD / 2.9 | | | 563 401 061 | | | 560 127 054 | 556 401 048 |
| GAZELLE NEXT Platform/Chassis | 13 → | | | | | | |
| 2.8 TD / 2.9 | | | 563 401 061 | | | 560 127 054 | 556 401 048 |
| SOBOL (2217) Bus | 93 → | | | | | | |
| 2.1 TD / 2.5 i4x4 / 2.8 TD | | | 563 401 061 | | | 560 127 054 | |
| SOBOL (2752) Box | 93 → | | | | | | |
| 2.1 TD / 2.5 i4x4 / 2.8 TD | | | 563 401 061 | | | 560 127 054 | |
| SOBOL (2310) Platform/Chassis | 93 → | | | | | | |
| 2.1 TD / 2.5 i4x4 / 2.8 TD | | | 563 401 061 | | | 560 127 054 | |
| VOLGA (3102) | 70 - 93 | | | | | | |
| 2.1 D / 2.3 D / 2.5 | | | 563 401 061 | | | 560 127 054 | 556 401 048 |
| VOLGA Estate (3102) | 72 - 93 | | | | | | |
| 2.1 D / 2.3 D / 2.5 | | | 563 401 061 | | | 560 127 054 | 556 401 048 |
| VOLGA | 92 - 10 | | | | | | |
| 2.1 D / 2.3 / 2.4 / 2.5 D | | | 563 401 061 | | | 560 127 054 | 556 401 048 |
| VOLGA Estate | 93 - 10 | | | | | | |
| 2.3 / 2.4 / 2.5 D | | | 563 401 061 | | | 560 127 054 | 556 401 048 |
| GREAT WALL | | | | | | | |
| HOVER H5 | 10 → | | | | | | |
| 2.4 / 2.4 4WD | | | | | | 595 404 083 | |
| STEED Pickup | 06 → | | | | | | |
| 2.0 TD 4WD / 2.2 / 2.4 / 2.4 4WD | | | | | | 595 404 083 | |
| STEED 5 Pickup | 12 → | | | | | | |
| 2.0 TDI / 2.0 TDI 4x4 / 2.4 / 2.4 4x4 | | | | | | 595 404 083 | |
| HONDA | | | | | | | |
| ACCORD I (SJ, SY) | 76 - 83 | | | | | | |
| 1.6 L/EX | | | | | | 545 157 033 | |
| ACCORD I Hatchback (SJ, SY) | 79 - 83 | | | | | | |
| 1.6 L/EX | | | | | | 545 157 033 | |
| ACCORD II (AC, AD) | 83 - 85 | | | | | | |
| 1.6 EX / 1.8 EX | | | | | | 545 157 033 | |
| ACCORD II Hatchback (AC, AD) | 83 - 85 | | | | | | |
| 1.6 EX / 1.8 EX | | | | | | 545 157 033 | |
| ACCORD III (CA) | 85 - 89 | | | | | | |
| 1.6 L / 2.0 EX / 2.0 EXi / 2.0 i16V | | | | | | 560 411 054 | |
| ACCORD III Aerodeck (CA) | 85 - 89 | | | | | | |
| 1.6 L / 2.0 / 2.0 EX / 2.0 EXi | | | | | | 560 411 054 | |
| ACCORD IV (CB) | 89 - 93 | | | | | | |
| 1.8 * | | | 554 400 053 552 401 052 | | | 544 402 044 | 541 400 036 |
| 2.0 16V / 2.0 i16V / 2.2 i16V | | | | | | 560 411 054 | |
| 2.2 / 2.2 i16V Automatik * | | | 561 400 060 | | | 560 409 054 | 553 401 050 |
| ACCORD IV Aerodeck (CB) | 89 - 94 | | | | | | |
| 2.0 i16V / 2.2 i16V | | | | | | 560 411 054 | |
| 2.2 * | | | 561 400 060 | | | 560 409 054 | 553 401 050 |
| ACCORD IV Coupe (CB, CC) | 89 - 93 | | | | | | |
| 2.0 i16V | | | | | | 560 411 054 | |
| ACCORD V (CC, CD) | 92 - 97 | | | | | | |
| 2.0 i / 2.0 iS / 2.3 iSR / 2.3 iSR | | | | | | 560 411 054 | |
| ACCORD V Aerodeck (CE) | 93 - 98 | | | | | | |
| 2.0 iLS 16V / 2.2 iES | | | | | | 560 411 054 | |
| ACCORD V Coupe (CD) | 93 - 98 | | | | | | |
| 2.0 / 2.2 iES | | | | | | 560 411 054 | |
| ACCORD V (CE, CF_) | 95 - 98 | | | | | | |
| 1.9 i / 2.2 iVTEC / 2.0 iLS / 2.2 iVTEC | | | | | | 560 411 054 | |
| 2.0 TDi | | | 574 402 075 | | | 572 409 068 | 570 144 064 |

|  |  | SILVER dynamic | | | BLUE dynamic | | BLACK dynamic |
|---|---|----------------|-------------|-----|--------------|-------------|---------------|
| | | AGM | SLI | Aux | EFB | SLI | SLI |
| HONDA | | | | | | | |
| ACCORD VI (CK, CG, CH, CF8) | 97 - 03 | | | | | | |
| 1.6 i / 1.6 LS | | | | | | 560 411 054 | |
| 1.8 i | | | 563 400 061 | | | 560 408 054 | |
| 2.0 i * | | | 561 400 060 | | | 560 410 054 | |
| 2.0 Turbo Di | | | 577 400 078 | | | 574 012 068 | |
| 2.2 Type-R * | | | 561 400 060 | | | 560 411 054 | |
| 2.3 | | | | | | 545 156 033 | |
| ACCORD VI Hatchback (CH, CL) | 99 - 02 | | | | | | |
| 1.6 | | | | | | 560 411 054 | |
| 1.8 i | | | 563 400 061 | | | 560 408 054 | |
| 2.0 * | | | 561 400 060 | | | 560 410 054 | |
| 2.0 TDi | | | 577 400 078 | | | 574 012 068 | |
| 2.3 | | | | | | 545 156 033 | |
| ACCORD VI Coupe (CG) | 97 - 03 | | | | | | |
| 2.0 i 16V | | | 574 402 075 | | | 572 409 068 | |
| 3.0 V6 24V | | | | | | 560 411 054 | |
| ACCORD VII (CM) | 02 - 08 | | | | | | |
| 2.4 Vtec E | | | | | | 560 411 054 | |
| 3.0 | | | | | | 545 156 033 | |
| ACCORD VII (CL, CN) | 03 - 12 | | | | | | |
| 2.0 All-wheel Drive | | | | | | 545 156 033 | |
| 2.0 / 2.4 | | | 561 400 060 | | | 560 409 054 | 545 156 033 |
| 2.2 i-CTDi | | | 577 400 078 | | | 574 012 068 | |
| ACCORD VII Tourer (CM, CN) | 03 - 08 | | | | | | |
| 2.0 / 2.4 | | | 561 400 060 | | | 560 409 054 | 545 156 033 |
| 2.2 i-CTDi | | | 577 400 078 | | | 574 012 068 | |
| 2.4 Vtec T | | | | | | 545 156 033 | |
| ACCORD VIII (CU) | 08 → | | | | | | |
| 2.0 i * | | | | | | 560 411 054 | 545 156 033 |
| 2.2 i-DTEC | | | 577 400 078 | | | 574 012 068 | |
| 2.4 i | | | 561 400 060 | | | 560 409 054 | 545 156 033 |
| ACCORD VIII Estate (CW) | 08 → | | | | | | |
| 2.0 i / 2.4 i | | | | | | 560 411 054 | |
| 2.2 i-DTEC | | | 577 400 078 | | | 574 012 068 | |
| ACCORD IX Saloon (CR) | 12 → | | | | | | |
| 2.4 (129 kW) | | | | | | 560 411 054 | |
| 2.4 (132 kW) | | | | | | 545 155 033 | |
| 3.5 * | | | | | 572 501 076 | 570 412 063 | |
| ACTY (TN) | 79 - 86 | | | | | | |
| 0.6 | | | | | | 545 158 033 | |
| CAPA | 98 - 02 | | | | | | |
| 1.5 16V | | | | | | 545 158 033 | |
| CITY Saloon | 99 - 03 | | | | | | |
| 1.5 Vtec | | | | | | 545 155 033 | |
| CITY Saloon (GM2, GM3) | 08 → | | | | | | |
| 1.4 i-V TEC | | | | | | 545 156 033 | |
| CIVIC I Hatchback (SB) | 72 - 83 | | | | | | |
| 1.3 | | | | | | 545 158 033 | |
| CIVIC I Saloon (SF) | 79 - 84 | | | | | | |
| 1300 L / 1300 S | | | | | | 545 158 033 | |
| CIVIC II Hatchback (SS, SL) | 78 - 83 | | | | | | |
| 1300 L | | | | | | 545 158 033 | |
| CIVIC II Estate (WC) | 79 - 83 | | | | | | |
| 1300 | | | | | | 545 158 033 | |
| CIVIC III Hatchback (AL, AJ, AG, AH) | 83 - 87 | | | | | | |
| 1.2 / 1.3 / 1.5 GL / 1.5 GT / 1.5 GTI | | | | | | 545 158 033 | |
| CIVIC III Saloon (AM, AK, AU) | 83 - 87 | | | | | | |
| 1.2 / 1.3 / 1.5 GL / 1.5 GT / 1.5 GTI | | | | | | 545 158 033 | |
| CIVIC IV Hatchback (EC, ED, EE) | 87 - 93 | | | | | | |
| 1.3 16V Cat / 1.3 / 1.4 L / 1.5 / 1.5 i 16V / 1.6 i 16V / 1.6 i 16V Vtec | | | | | | 545 156 033 | |
| CIVIC IV Saloon (ED) | 87 - 93 | | | | | | |
| 1.2 / 1.5 / 1.6 16V 4x4 | | | | | | 545 157 033 | |
| 1.3 / 1.4 L / 1.5 i 16V / 1.6 i 16V / 1.6 i 16V 4x4 | | | | | | 545 156 033 | |


△ FOR CARS WITH START/STOP (MUST REPLACE AGM WITH AGM, EFB WITH EFB)
 * PLEASE CHECK AS MORE THAN ONE DIFFERENT SIZE BATTERIES CAN BE FITTED DEPENDING ON: - ELECTRICAL OPTIONS
 - CLIMATE REGION
 - BUILD OE

HONDA





|   |  | SILVER dynamic | | | BLUE dynamic | | BLACK dynamic |
|---|---|----------------|-------------|-----|--------------|----------------------------|---------------|
| | | AGM | SLI | Aux | EFB | SLI | SLI |
| HONDA | | | | | | | |
| CIVIC V Hatchback (EG) | 91 - 95 | | | | | | |
| 1.3 16V / 1.5 i 16V / 1.6 16V Vtec / 1.6 VTi 16V * | | | | | | 545 156 033 545 155 033 | |
| 1.6 si 16V | | | | | | 545 157 033 | |
| CIVIC V Saloon (EG, EH) | 91 - 96 | | | | | | |
| 1.3 / 1.5 / 1.6 4x4 / 1.6 si 16V | | | | | | 545 157 033 | |
| 1.5 i 16V / 1.6 16V Vtec / 1.6 16V Vtec / 1.6 VTi * | | | | | | 545 156 033 545 155 033 | |
| CIVIC V Coupe (EJ) | 93 - 96 | | | | | | |
| 1.5 iLSi / 1.6 i / 1.6 i Vtec / 1.6 i Vtec / 1.6 i Vtec | | | | | | 545 156 033 | |
| CIVIC VI Hatchback (EJ, EK) | 95 - 01 | | | | | | |
| 1.4 i / 1.4 iS / 1.5 i / 1.6 (93 kW) / 1.6 i / 1.6 VTi * | | | | | | 545 158 033 545 156 033 | |
| 1.4 LPG / 1.6 (92 kW) / 2.0 TDiC | | | | | | 545 158 033 | |
| 1.5 | | | | | | 545 157 033 | |
| CIVIC VI Fastback (MA, MB) | 94 - 01 | | | | | | |
| 1.4 i / 1.5 16V / 1.6 16V / 1.8 16V * | | | | | | 545 158 033 545 156 033 | |
| 1.5 i Vtec-E / 1.6 i / 1.6 i Vtec | | | | | | 545 156 033 | |
| 1.6 / 1.6 VTi / 2.0 TDiC (77 kW) | | | | | | 545 158 033 | |
| 2.0 iTD | | | 577 400 078 | | | 574 012 068 | |
| 2.0 TDiC (74 kW) | | | | | | 560 411 054 | |
| CIVIC VI Saloon (EJ, EK) | 95 - 01 | | | | | | |
| 1.4 / 1.6 i Vtec | | | | | | 545 158 033 | |
| 1.4 i / 1.5 i / 1.6 VTi * | | | | | | 545 158 033 545 156 033 | |
| CIVIC VI Coupe (EJ, EM1) | 96 - 00 | | | | | | |
| 1.6 | | | | | | 545 157 033 | |
| 1.6 i / 1.6 i Vtec * | | | | | | 545 158 033 545 156 033 | |
| CIVIC VI Aerodeck (MB, MC) | 98 - 01 | | | | | | |
| 1.4 16V (55 kW) | | | | | | 545 155 033 | |
| 1.4 16V (66 kW) / 1.5 16V / 1.6 16V / 1.8 16V * | | | | | | 545 158 033 545 156 033 | |
| 2.0 iD (77 kW) | | | | | | 545 156 033 | |
| 2.0 iD (74 kW) | | | | | | 560 411 054 | |
| CIVIC VII Hatchback (EU, EP, EV) | 99 - 06 | | | | | | |
| 1.4 i / 1.4 iS / 1.6 i * | | | | | | 545 158 033 545 156 033 | |
| 1.7 CTDi | | | 577 400 078 | | | 574 012 068 | |
| 2.0 iSport / 2.0 Type-R | | | | | | 545 156 033 | |
| CIVIC VII Saloon (ES, ET) | 00 - 06 | | | | | | |
| 1.3 IMA | | | | | | 540 126 033 | |
| 1.4 / 1.6 * | | | | | | 545 158 033 545 156 033 | |
| 1.7 | | | | | | 545 158 033 | |
| CIVIC VII Coupe (EM2) | 01 - 05 | | | | | | |
| 1.6 i | | | | | | 545 158 033 | |
| 1.7 i / 1.7 i VTEC * | | | | | | 545 158 033 545 156 033 | |
| CIVIC VIII Hatchback (FN, FK) | 05 → | | | | | | |
| 1.4 / 1.8 | | | | | | 545 156 033 | |
| 2.2 CTDi | | | 577 400 078 | | | 574 012 068 | |
| Type R | | | | | | 545 158 033 | |
| CIVIC VIII Saloon (FD, FA) | 05 → | | | | | | |
| 1.3 Hybrid | | | | | | 540 126 033 | |
| 1.6 (84 kW) / 1.8 / 1.8 | | | | | | 545 156 033 | |
| 1.6 (92 kW) / 2.0 i-VTEC Type R | | | | | | 545 157 033 | |
| CIVIC IX (FK) | 12 → | | | | | | |
| 1.4 i-VTEC *  | | 560 901 068 | | | 560 500 064 | 545 156 033 545 155 033 | |
| 1.6 i-DTEC / 2.2 i-DTEC *  | | 570 901 076 | | | 570 500 076 | 560 410 054 | |
| 1.8 i-VTEC *  | | 560 901 068 | | | 560 500 064 | 560 410 054 | |
| 2.0 i-VTEC Type R | | 560 901 068 | | | 560 500 064 | | |
| CIVIC IX Saloon (FB, FG) | 11 → | | | | | | |
| 1.8 | | | | | | 560 410 054 | |
| CIVIC IX Tourer (FK) | 14 → | | | | | | |
| 1.6 i-DTEC *  | | 570 901 076 | | | 570 500 076 | 560 410 054 | |
| 1.8 i-VTEC *  | | 560 901 068 | | | 560 500 064 | 560 410 054 | |




|   |  | SILVER dynamic | | | BLUE dynamic | | BLACK dynamic |
|---|---|----------------|-------------|-----|----------------------------|-------------|---------------|
| | | AGM | SLI | Aux | EFB | SLI | SLI |
| HONDA | | | | | | | |
| CIVIC X Hatchback (FC_, FK) | 16 → | | | | | | |
| 1.0 VTEC / 1.5 VTEC | | 560 901 068 | | | 560 500 064 | | |
| CIVIC I Shuttle (AN, AR) | 83 - 87 | | | | | | |
| 1.5 4WD / 1.5 | | | | | | 545 157 033 | |
| CIVIC II Shuttle (EE) | 88 - 95 | | | | | | |
| 1.4 i 16V / 1.5 i 16V / 1.6 4x4 / 1.6 i 16V 4WD | | | | | | 545 157 033 | |
| CONCERTO (HW, MA) | 89 - 96 | | | | | | |
| 1.4 / 1.5 i 16V / 1.6 / 1.6 16V / 1.6 i 16V | | | 554 400 053 | | | 552 400 047 | 545 412 040 |
| CONCERTO Saloon (HWW) | 89 - 95 | | | | | | |
| 1.4 / 1.5 i 16V / 1.6 / 1.6 16V / 1.6 i 16V | | | 554 400 053 | | | 552 400 047 | 545 412 040 |
| CROSSTOUR | 09 → | | | | | | |
| 2.4 * | | | | | 565 501 065 | 560 410 054 | |
| 3.5 4WD * | | | | | 572 501 076 | 570 412 063 | |
| CR-V I (RD) | 95 - 02 | | | | | | |
| 2.0 16V 4WD * | | | | | | 545 158 033 | 545 156 033 |
| 2.0 | | | | | | 545 156 033 | |
| CR-V II (RD_) | 01 - 07 | | | | | | |
| 2.0 * | | | | | | 545 158 033 | 545 156 033 |
| 2.2 CTDi | | | 577 400 078 | | | 574 012 068 | |
| 2.4 Vtec 4WD | | | | | | 545 156 033 | |
| CR-V III (RE_) | 06 → | | | | | | |
| 2.0 i 4WD | | | 554 400 053 | | | 552 400 047 | |
| 2.2 i-CTDi 4WD / 2.2 i-DTEC 4WD | | | 577 400 078 | | | 574 012 068 | |
| 2.4 / 2.4 4WD / 2.4 i-VTEC 4WD | | | 563 400 061 | | | 560 408 054 | |
| CR-V IV (RM_) | 12 → | | | | | | |
| 1.6 i-DTEC 4WD  | | 570 901 076 | | | 570 500 076 | | |
| 1.6 i-DTEC  | | | 577 400 078 | | 572 501 076 570 500 076 | 574 012 068 | |
| 2.0 AWD / 2.0 *  | | 560 901 068 | 577 400 078 | | 560 500 064 | 574 012 068 | |
| 2.0 Flex / 2.4  | | 560 901 068 | | | 560 500 064 | | |
| 2.2 i-DTEC AWD  | | 570 901 076 | 577 400 078 | | 570 500 076 | 574 012 068 | |
| 2.4 4WD / 2.4 AWD (140 kW) * | | | | | 560 500 064 | 560 410 054 | |
| 2.4 AWD (132 kW) | | | | | | 560 411 054 | |
| CRX I (AF, AS) | 83 - 87 | | | | | | |
| 1.3 / 1.5 i / 1.6 i 16V | | | | | | 545 158 033 | |
| CRX II (ED, EE) | 87 - 92 | | | | | | |
| 1.6 i 16V / 1.6 i 16V Vtec | | | | | | 545 158 033 | |
| CRX III (EH, EG) | 92 - 98 | | | | | | |
| 1.5 | | | | | | 545 157 033 | |
| 1.6 ESi / 1.6 i VTi / 1.6 i VTi | | | | | | 545 155 033 | |
| CR-Z (ZF) | 10 → | | | | | | |
| 1.5 Hybrid (89 kW) | | | | | | 540 126 033 | |
| 1.5 Hybrid (97 kW) | | | | | | 540 125 033 | |
| ELEMENT (YH) | 02 - 11 | | | | | | |
| 2.4 Vtec / 2.4 Vtec 4x4 | | | | | | 545 155 033 | |
| FR-V (BE) | 04 → | | | | | | |
| 1.7 * | | | | | | 545 158 033 | 545 156 033 |
| 1.8 / 2.0 | | | | | | 545 156 033 | |
| 2.2 i CTDi | | | 577 400 078 | | | 574 012 068 | |
| HR-V (GH) | 99 → | | | | | | |
| 1.6 16V 4WD / 1.6 16V | | | | | | 545 156 033 | |
| HR-V (RU) | 14 → | | | | | | |
| 1.5 / 1.6 i-DTEC  | | 560 901 068 | | | 560 500 064 | | |
| INSIGHT (ZE) | 00 - 06 | | | | | | |
| 1.0 Hybrid | | | | | | 540 126 033 | |
| INSIGHT (ZE_) | 09 → | | | | | | |
| 1.3 Hybrid | | | | | | 540 126 033 | |
| INTEGRA Hatchback (DA) | 85 - 93 | | | | | | |
| 1.5 / 1.6 | | | | | | 545 155 033 | |
| INTEGRA Coupe (DC2, DC4) | 93 - 01 | | | | | | |
| 1.8 | | | | | | 570 412 063 | |
| 1.8 Type-R | | | | | | 545 156 033 | |
| INTEGRA Coupe (DC5) | 01 → | | | | | | |
| 2.0 / 2.0 16V Type-R | | | | | | 545 156 033 | |

H

 FOR CARS WITH START/STOP (MUST REPLACE AGM WITH AGM, EFB WITH EFB)
 * PLEASE CHECK AS MORE THAN ONE DIFFERENT SIZE BATTERIES CAN BE FITTED DEPENDING ON: - ELECTRICAL OPTIONS
 - CLIMATE REGION
 - BUILD OE

HONDA








|   |  | SILVER dynamic | | | BLUE dynamic | | BLACK dynamic |
|---|---|----------------|-----|-----|--------------|----------------------------|---------------|
| | | AGM | SLI | Aux | EFB | SLI | SLI |
| HONDA | | | | | | | |
| JAZZ I (AA) | 83 - 86 | | | | | | |
| 45 1.2 / 55 1.2 / 56 1.2 | | | | | | 540 125 033 | |
| JAZZ II (GD_ , GE3, GE2) | 01 - 08 | | | | | | |
| 1.2 i-DSi / 1.3 | | | | | | 540 126 033 | |
| 1.3 iDSi | | | | | | 545 155 033 | |
| JAZZ III (GE_ , GG_ , GP_) | 07 → | | | | | | |
| 1.2 / 1.3 i / 1.4 | | | | | | 545 155 033 | |
| 1.3 HYBRID * | | 560 901 068 | | | 560 500 064 | 540 125 033 | |
| 1.5 i-VTEC | | | | | | 540 125 033 | |
| JAZZ SHUTTLE (GG8, GG7, GP2) | 11 → | | | | | | |
| 1.5 / 1.5 4WD | | | | | | 545 155 033 | |
| JAZZ IV (GK_) | 13 → | | | | | | |
| 1.3 / 1.5 | | | | | | 545 155 033 | |
| JAZZ Saloon (GD_) | 02 → | | | | | | |
| 1.3 / 1.5 i-DSi | | | | | | 545 155 033 | |
| LEGEND I (HS, KA) | 86 - 91 | | | | | | |
| 2.5 i / 2.7 i 24V | | | | | | 560 410 054 | |
| LEGEND I Coupe (KA_) | 87 - 91 | | | | | | |
| 2.7 i 24V | | | | | | 560 410 054 | |
| LEGEND II (KA) | 91 - 96 | | | | | | |
| 3.2 i 24V | | | | | | 570 413 063 | |
| LEGEND II Coupe (KA) | 91 - 96 | | | | | | |
| 3.2 i 24V | | | | | | 570 413 063 | |
| LEGEND III (KA) | 96 → | | | | | | |
| 3.5 i 24V | | | | | | 570 413 063 | |
| LEGEND IV (KB_) | 04 → | | | | | | |
| 3.5 V6 4WD / 3.7 VTEC V6 4WD | | | | | | 570 413 063 | |
| LOGO (GA) | 99 - 02 | | | | | | |
| 1.3 | | | | | | 545 158 033 | |
| NSX I Coupe (NA) | 90 - 05 | | | | | | |
| 3.0 24V Vtec Automatik / 3.0 24V Vtec / 3.2 24V Vtec | | | | | | 560 410 054 | |
| NSX I Convertible (NA) | 95 - 05 | | | | | | |
| 3.0 24V Vtec Automatic / 3.0 24V Vtec / 3.2 24V Vtec | | | | | | 560 410 054 | |
| NSX II Coupe (NC_) | 16 → | | | | | | |
| 3.5  | | 570 901 076 | | | | | |
| ODYSSEY MPV (RA_) | 95 - 00 | | | | | | |
| 2.3 | | | | | | 570 412 063 | |
| 2.3 4x4 | | | | | | 560 410 054 | |
| ODYSSEY (RL1, RA6, RA_) | 98 → | | | | | | |
| 2.3 / 3.5 | | | | | | 560 410 054 | |
| PILOT | 08 → | | | | | | |
| 3.5 4WD * | | | | | 572 501 076 | 570 412 063 | |
| PRELUDE I Coupe (SN) | 78 - 82 | | | | | | |
| 1.6 | | | | | | 545 158 033 | |
| PRELUDE II (AB) | 83 - 87 | | | | | | |
| 1.8 EX | | | | | | 545 158 033 | |
| PRELUDE III (BA) | 86 - 96 | | | | | | |
| 2.0 / 2.0 EX / 2.0 i EX 16V / 2.0 i EX 16V Cat | | | | | | 570 413 063 | |
| PRELUDE IV (BB_) | 91 - 97 | | | | | | |
| 2.0 i 16V | | | | | | 560 410 054 | |
| 2.2 i 16V Vtec / 2.3 i 16V | | | | | | 570 412 063 | |
| PRELUDE V (BB_) | 96 - 01 | | | | | | |
| 2.0 16V | | | | | | 560 410 054 | |
| 2.2 16V * | | | | | | 570 412 063 560 410 054 | |
| QUINTET (SU) | 80 - 84 | | | | | | |
| 1.6 EX | | | | | | 545 158 033 | |
| SHUTTLE (RA) | 94 - 04 | | | | | | |
| 2.2 16V / 2.3 16V / 3.0 4x4 / 3.0 | | | | | | 560 410 054 | |
| STREAM (RN) | 01 → | | | | | | |
| 1.7 16V | | | | | | 545 158 033 | |
| 2.0 16V | | | | | | 545 156 033 | |
| S2000 (AP) | 99 → | | | | | | |
| 2.0 / 2.0 Vtec / 2.2 Vtec | | | | | | 545 158 033 | |

|   |  | SILVER dynamic | | | BLUE dynamic | | BLACK dynamic |
|---|---|----------------|-------------|-----|--------------|----------------------------|---------------|
| | | AGM | SLI | Aux | EFB | SLI | SLI |
| HONDA | | | | | | | |
| VAMOS (HM_ , HJ_) | 99 → | | | | | | |
| 0.7 / 0.7 Turbo 4x4 | | | | | | 545 158 033 | |
| HONDA (GAC) | | | | | | | |
| ODYSSEY MPV (RA_) | 02 - 09 | | | | | | |
| 2.3 / 2.4 | | | | | | 570 412 063 | |
| HUMMER | | | | | | | |
| HUMMER H1 | 92 - 11 | | | | | | |
| 6.5 D / 6.5 Turbo D | | | 574 402 075 | | | 572 409 068 | |
| HUMMER H2 | 02 → | | | | | | |
| 6.0 AWD | | | 574 402 075 | | | 572 409 068 | |
| HUMMER H2 SUT | 04 → | | | | | | |
| 6.0 AWD | | | 574 402 075 | | | 572 409 068 | |
| HUMMER H3 | 05 → | | | | | | |
| 3.5 / 3.7 4WD / 5.3 V8 AWD | | | | | | 560 411 054 | |
| HYUNDAI | | | | | | | |
| ACCENT I (X-3) | 94 - 00 | | | | | | |
| 1.3 / 1.3 i 12V / 1.5 i 12V / 1.5 i 16V | | | | | | | 545 077 030 |
| ACCENT Saloon (X-3) | 94 - 00 | | | | | | |
| 1.3 / 1.3 i 12V / 1.5 i 12V / 1.5 i 16V | | | | | | | 545 077 030 |
| ACCENT II (LC) | 99 - 06 | | | | | | |
| 1.3 / 1.5 / 1.6 | | | 554 400 053 | | | 552 400 047 | |
| 1.5 CRDi | | | 563 400 061 | | | 570 412 063 560 408 054 | |
| ACCENT II Saloon (LC) | 99 - 06 | | | | | | |
| 1.3 / 1.5 / 1.6 | | | 554 400 053 | | | 552 400 047 | |
| 1.5 CRDi | | | 563 400 061 | | | 570 412 063 560 408 054 | |
| ACCENT III (MC) | 05 - 10 | | | | | | |
| 1.4 GL | | | 561 400 060 | | | 560 409 054 | |
| 1.5 CRDi GLS | | | 561 400 060 | | | 570 412 063 560 409 054 | |
| 1.6 GLS | | | 554 400 053 | | | 560 409 054 552 400 047 | |
| ACCENT III Saloon (MC) | 05 - 10 | | | | | | |
| 1.4 GL / 1.6 GLS | | | 554 400 053 | | | 560 409 054 552 400 047 | |
| 1.5 CRDi GLS | | | 561 400 060 | | | 570 412 063 560 409 054 | |
| ACCENT IV (RB) | 10 → | | | | | | |
| 1.4 (79 kW) / 1.6 (91 kW) | | | 554 400 053 | | | 552 400 047 | |
| 1.4 (74 kW) / 1.6 (90 kW) * △ | | | 560 901 068 | | | 552 400 047 | |
| 1.6 CRDi △ | | | 560 901 068 | | | 560 408 054 | |
| ACCENT IV Saloon (RB) | 10 → | | | | | | |
| 1.4 / 1.6 (90 kW) * △ | | | 560 901 068 | | | 552 400 047 | |
| 1.6 (91 kW) | | | 554 400 053 | | | 552 400 047 | |
| 1.6 CRDi / 1.6 CRDi △ | | | 560 901 068 | | | 560 408 054 | |
| ATOS (MX) | 97 → | | | | | | |
| 1.0 i / 1.1 | | | | | | 540 125 033 | |
| ATOS PRIME (MX) | 97 → | | | | | | |
| 1.0 i | | | | | | 540 125 033 | |
| COUPE (RD) | 96 - 02 | | | | | | |
| 1.6 16V / 1.6 i 16V / 2.0 / 2.0 16V / 2.0 16V / 2.0 | | | 563 400 061 | | | 560 410 054 560 408 054 | |
| F2 Evolution | | | | | | 560 410 054 | |
| COUPE (GK) | 01 - 12 | | | | | | |
| 1.6 16V / 2.0 / 2.0 GLS / 2.7 V6 | | | 563 400 061 | | | 570 412 063 560 408 054 | |
| CRETA | 16 → | | | | | | |
| 1.6 / 1.6 4WD / 2.0 / 2.0 4WD * | | | 554 400 053 | | | 560 410 054 | |
| | | | 554 400 053 | | | 560 410 054 | |
| ELANTRA (XD) | 00 - 06 | | | | | | |
| 1.6 / 1.8 | | | 554 400 053 | | | 552 400 047 | |
| 2.0 | | | 563 400 061 | | | 560 408 054 | |
| 2.0 CRDi | | | 563 400 061 | | | 570 412 063 560 408 054 | |
| ELANTRA Saloon (XD) | 00 - 06 | | | | | | |
| 1.6 / 1.8 (97 kW) | | | 554 400 053 | | | 552 400 047 | |
| 1.8 (79 kW) / 2.0 | | | 563 400 061 | | | 560 408 054 | |

H

△ FOR CARS WITH START/STOP (MUST REPLACE AGM WITH AGM, EFB WITH EFB)
 * PLEASE CHECK AS MORE THAN ONE DIFFERENT SIZE BATTERIES CAN BE FITTED DEPENDING ON:
 - ELECTRICAL OPTIONS
 - CLIMATE REGION
 - BUILD OE






















HYUNDAI

|   |  | SILVER dynamic | | | BLUE dynamic | | BLACK dynamic |
|---|---|----------------|----------------------------|-----|--------------|----------------------------|---------------|
| | | AGM | SLI | Aux | EFB | SLI | SLI |
| HYUNDAI | | | | | | | |
| ELANTRA Saloon (XD) | 00 - 06 | | | | | | |
| 2.0 CRDi | | | 563 400 061 | | | 570 412 063 560 408 054 | |
| ELANTRA Saloon (HD) | 05 → | | | | | | |
| 1.6 CVVT | | | 554 400 053 | | | 552 400 047 | |
| 2.0 CVVT | | | 563 400 061 | | | 560 408 054 | |
| ELANTRA Saloon (MD, UD) | 10 → | | | | | | |
| 1.6 (94 kW) / 1.6 CRDi (94 kW) / 1.6 Hybrid / 2.0 / 2.0 GDI * | | | | | | 544 402 044 540 126 033 | |
| 1.6 (97 kW) * | | | 554 400 053 552 401 052 | | | 544 402 044 540 126 033 | |
| 1.6 CRDi (100 kW) *  | | 570 901 076 | | | | 544 402 044 540 126 033 | |
| GALLOPER I | 91 - 98 | | | | | | |
| 2.5 TD / 2.5 TD intercooler | | | | | | 595 405 083 | |
| 3.0 V6 | | | | | | 570 413 063 | |
| GALLOPER II (JK-01) | 97 - 03 | | | | | | |
| 2.5 TCi D / 2.6 TD All-wheel Drive | | | | | | 595 405 083 | |
| 2.5 TD / 2.5 TD intercooler / 3.0 V6 | | | 600 402 083 | | | 595 402 080 | |
| GETZ (TB) | 02 - 10 | | | | | | |
| 1.1 / 1.3 / 1.3 i / 1.4 i / 1.6 | | | 554 400 053 | | | 552 400 047 | |
| 1.5 CRDi / 1.5 CRDi GLS | | | | | | 560 410 054 | |
| GENESIS (BH) | 08 - 15 | | | | | | |
| 3.8 V6 (213 kW) | | | 600 402 083 | | | 595 402 080 | |
| 3.8 V6 (246 kW) | | | | | | 570 412 063 | |
| GENESIS (DH) | 14 → | | | | | | |
| 3.0 GDI / 3.0 GDI 4WD / 3.8 GDI / 3.8 GDI 4WD | | | 600 402 083 | | | 595 402 080 | |
| GENESIS Coupe | 08 → | | | | | | |
| 2.0 / 2.0 CVVT * | | | | | 572 501 076 | 570 412 063 | |
| 2.0 T / 3.8 V6 | | | | | | 570 412 063 | |
| GENESIS (HI) | 16 → | | | | | | |
| 3.3 / 3.3 GDI 4WD / 3.8 GDI / 3.8 GDI 4WD / 5.0 GDI / 5.0 GDI 4WD | | | 600 402 083 | | | 595 402 080 | |
| GRANDEUR (TG) | 03 → | | | | | | |
| 2.2 CRDi | | | | | | 570 412 063 | |
| 2.7 / 3.3 | | | 577 400 078 | | | 574 012 068 | |
| GRANDEUR (HG) | 11 → | | | | | | |
| 2.2 D / 3.0 / 3.0 / 3.3 / 3.8 | | 570 901 076 | 577 400 078 | | | | |
| 2.4 / 2.4 16V | | 560 901 068 | 563 400 061 | | | | |
| 2.7 | | | 577 400 078 | | | 574 012 068 | |
| H100 Bus (P) | 93 - 04 | | | | | | |
| 2.4 (84 kW) / 2.5 TD | | | | | | 595 405 083 | |
| 2.4 (90 kW) / 2.5 D | | | | | | 595 404 083 | |
| H100 Box | 93 - 04 | | | | | | |
| 2.4 / 2.5 D | | | | | | 595 404 083 | |
| 2.5 TDiC | | | | | | 595 405 083 | |
| H100 Platform/Chassis | 93 - 98 | | | | | | |
| 2.4 | | | | | | 560 411 054 | |
| 2.5 D | | | | | | 595 405 083 | |
| H100 Pickup | 96 - 01 | | | | | | |
| 2.5 D | | | | | | 595 405 083 | |
| H100 Platform/Chassis | 04 → | | | | | | |
| 2.5 TD | | | | | | 595 405 083 | |
| H350 Bus | 15 → | | | | | | |
| 2.5 CRDi  | | 605 901 095 | 610 402 092 | | | | |
| H350 Box | 15 → | | | | | | |
| 2.5 CRDi  | | 605 901 095 | 610 402 092 | | | | |
| H350 Platform/Chassis | 15 → | | | | | | |
| 2.5 CRDi  | | 605 901 095 | 610 402 092 | | | | |
| HIGHWAY VAN | 00 - 04 | | | | | | |
| 2.0 16V | | | | | | 560 411 054 | |
| 2.7 V6 24V | | | | | | 595 405 083 | |
| H-1 / STAREX MPV (A1) | 97 → | | | | | | |
| 2.4 / 2.4 4WD | | | | | | 574 013 068 | |
| 2.5 CRDi / 2.5 CRDi 4WD / 2.5 D / 2.5 TCi / 2.5 TD / 2.6 TDiC | | | | | | 595 405 083 | |
| 2.5 TD 4WD | | | | | | 595 404 083 | |
| H-1 Box (A1) | 97 - 08 | | | | | | |
| 2.4 | | | | | | 574 013 068 | |




 FOR CARS WITH START/STOP (MUST REPLACE AGM WITH AGM, EFB WITH EFB)



























* PLEASE CHECK AS MORE THAN ONE DIFFERENT SIZE BATTERIES CAN BE FITTED DEPENDING ON: - ELECTRICAL OPTIONS
- CLIMATE REGION
- BUILD OE

|   |  | SILVER dynamic | | | BLUE dynamic | | BLACK dynamic |
|---|---|----------------------------|-------------|-----|--------------|----------------------------|---------------|
| | | AGM | SLI | Aux | EFB | SLI | SLI |
| HYUNDAI | | | | | | | |
| H-1 Box (A1) | 97 - 08 | | | | | | |
| 2.5 CRDi / 2.5 TD / 2.6 CRDi | | | | | | 595 405 083 | |
| H-1 Platform/Chassis | 00 - 05 | | | | | | |
| 2.5 D | | | | | | 595 405 083 | |
| H-1 Cargo (TQ) | 08 → | | | | | | |
| 2.4 / 2.5 CRDi | | | | | | 595 405 083 | |
| H-1 Travel (TQ) | 08 → | | | | | | |
| 2.5 CRDi / 2.5 CRDi | | | | | | 595 405 083 | |
| i10 (PA) | 07 → | | | | | | |
| 1.0 *  | | 560 901 068 | | | 560 500 064 | 540 125 033 | |
| 1.1 / 1.1 CRDi / 1.2 | | | | | | 540 125 033 | |
| 1.1 LPG | | | | | | 540 126 033 | |
| i10 (BA, IA) | 13 → | | | | | | |
| 1.0  | | 560 901 068 | | | | | |
| 1.0 LPG *  | | 560 901 068 | | | 565 501 065 | | |
| 1.2 (64 kW) | | | | | | 552 400 047 | |
| 1.2 (60 kW) * | | | | | | 552 400 047 540 126 033 | |
| | | | | | | 552 400 047 540 126 033 | |
| i10 Saloon | 13 → | | | | | | |
| 1.2 (64 kW) | | | 554 400 053 | | | 552 400 047 | |
| 1.2 (61 kW) | | | | | | 540 126 033 | |
| i20 (PB, PBT) | 08 → | | | | | | |
| 1.1 CRDi *  | | 570 901 076 | 554 400 053 | | | 552 400 047 | |
| 1.2 (57 kW) | | | | | | | 545 413 040 |
| 1.2 (63 kW) *  | | 560 901 068 | | | | 552 400 047 | |
| 1.4 / 1.6 | | | | | | 540 125 033 | |
| 1.4 CRDi / 1.6 CRDi *  | | 570 901 076 | 563 400 061 | | | 560 410 054 560 408 054 | |
| i20 (GB, IB) | 14 → | | | | | | |
| 1.0 T-GDI  | | 570 901 076 | | | | | |
| 1.1 CRDi / 1.2 (62 kW) / 1.4 | | | 554 400 053 | | | 552 400 047 | |
| 1.2 (55 kW) / 1.2 LPGI * | | 570 901 076 | 554 400 053 | | | | |
| 1.4 CRDi | | | 563 400 061 | | | 560 410 054 560 408 054 | |
| i20 Coupe (GB) | 15 → | | | | | | |
| 1.0 T-GDI (74 kW)  | | 570 901 076 | | | | | |
| 1.0 T-GDI (88 kW) / 1.1 CRDi / 1.2 / 1.4 * | | 570 901 076 | 554 400 053 | | | | |
| 1.4 CRDi | | 570 901 076 | | | | 574 012 068 | |
| i20 ACTIVE (IB, GB) | 15 → | | | | | | |
| 1.0 T-GDI (74 kW)  | | 570 901 076 | | | | | |
| 1.0 T-GDI (88 kW) / 1.4 * | | 570 901 076 | 554 400 053 | | | | |
| 1.4 CRDi | | 570 901 076 | | | | 574 012 068 | |
| ix20 (JC) | 10 → | | | | | | |
| 1.4 / 1.6 *  | | 560 901 068 | 554 400 053 | | | 552 400 047 | |
| 1.4 CRDi (66 kW) *  | | 560 901 068 | | | | 574 012 068 570 412 063 | |
| 1.4 CRDi (57 kW)  | | 560 901 068 | | | | | |
| 1.6 CRDi *  | | 570 901 076 | 563 400 061 | | | 560 410 054 560 408 054 | |
| i30 (FD) | 07 - 12 | | | | | | |
| 1.4 (80 kW) *  | | 560 901 068 | | | | 552 400 047 | |
| 1.4 (77 kW) / 1.6 *  | | 560 901 068 | 554 400 053 | | | 552 400 047 | |
| 1.6 CRDi | | | 563 400 061 | | | 570 412 063 560 408 054 | |
| 2.0 | | | 563 400 061 | | | 560 408 054 | |
| 2.0 CRDi | | | | | | 570 412 063 | |
| i30 Estate (FD) | 07 - 12 | | | | | | |
| 1.4 / 1.6 *  | | 560 901 068 | 554 400 053 | | | 552 400 047 | |
| 1.6 CRDi (94 kW) *  | | 560 901 068 | | | | 570 412 063 560 410 054 | |
| 1.6 CRDi (85 kW) * | | | | | | 570 412 063 560 410 054 | |
| 2.0 | | | 563 400 061 | | | 560 408 054 | |
| 2.0 CRDi | | | | | | 570 412 063 | |
| i30 (GD) | 11 → | | | | | | |
| 1.4 / 1.6 (95 kW) / 1.6 GDI / 1.6 T-GDI *  | | 570 901 076 560 901 068 | 554 400 053 | | | 552 400 047 | |

H

 FOR CARS WITH START/STOP (MUST REPLACE AGM WITH AGM, EFB WITH EFB)
 * PLEASE CHECK AS MORE THAN ONE DIFFERENT SIZE BATTERIES CAN BE FITTED DEPENDING ON: - ELECTRICAL OPTIONS
 - CLIMATE REGION
 - BUILD OE








HYUNDAI

|   |  | SILVER dynamic | | | BLUE dynamic | | BLACK dynamic |
|---|---|----------------------------|-------------|-----|--------------|----------------------------|---------------|
| | | AGM | SLI | Aux | EFB | SLI | SLI |
| HYUNDAI | | | | | | | |
| i30 (GD) | 11 → | | | | | | |
| 1.4 CRDi / 1.6 CRDi (94/100 kW) *  | | 570 901 076 560 901 068 | | | | 560 410 054 | |
| 1.6 (88 kW) | | | 554 400 053 | | | 552 400 047 | |
| 1.6 16V Flex *  | | 570 901 076 | 554 400 053 | | | | |
| 1.6 CRDi (81 kW) *  | | 570 901 076 560 901 068 | | | 570 500 076 | 560 410 054 | |
| i30 Estate (GD) | 12 → | | | | | | |
| 1.4 (73 kW) | | | 554 400 053 | | | 552 400 047 | |
| 1.4 (74 kW) *  | | 570 901 076 560 901 068 | | | | | |
| 1.4 CRDi | | | | | | 560 410 054 | |
| 1.6 *  | | 570 901 076 560 901 068 | 554 400 053 | | | 552 400 047 | |
| 1.6 CRDi (94 kW) *  | | 570 901 076 | | | 570 500 076 | 560 410 054 | |
| 1.6 CRDi (100 kW) *  | | 570 901 076 560 901 068 | | | | 574 012 068 | |
| 1.6 GDI *  | | 570 901 076 | 554 400 053 | | | 552 400 047 | |
| i30 (PDE, PD) | 16 → | | | | | | |
| 1.0 T-GDI / 1.4 MPI / 1.4 T-GDI / 1.6 CRDi *  | | 570 901 076 560 901 068 | | | | | |
| i30 Coupe | 13 → | | | | | | |
| 1.4 (73 kW) / 1.6 GDI *  | | 570 901 076 560 901 068 | 554 400 053 | | | 552 400 047 | |
| 1.4 (74 kW) / 1.6 T-GDI *  | | 570 901 076 | 554 400 053 | | | | |
| 1.4 CRDi / 1.6 CRDi (94 kW) *  | | 570 901 076 560 901 068 | | | | 560 410 054 | |
| 1.6 CRDi (81 kW)  | | 570 901 076 | | | | 574 012 068 | |
| 1.6 MPI *  | | 570 901 076 560 901 068 | 554 400 053 | | | | |
| ix35 (LM, EL, ELH) | 09 → | | | | | | |
| 1.6 *  | | 560 901 068 | | | 570 500 076 | 570 412 063 | |
| 1.7 CRDi *  | | 580 901 080 570 901 076 | | | 585 501 080 | 570 412 063 | |
| 2.0 * | | | | | | 570 412 063 560 410 054 | |
| 2.0 4WD (120 kW) / 2.0 GDi / 2.0 GDi 4WD | | | | | | 570 412 063 | |
| 2.0 4WD (116 kW) / 2.0 AWD / 2.4 4WD / 2.4 DCVVT-I 4WD * | | | | | 572 501 076 | 570 412 063 | |
| 2.0 CRDi (135 kW) * | | | | | 585 501 080 | 595 404 083 | |
| 2.0 CRDi (100 kW) / 2.0 CRDi 4WD (135/100 kW) *  | | 580 901 080 570 901 076 | | | 585 501 080 | 595 405 083 | |
| 2.0 CRDi (130 kW) / 2.0 CRDi 4WD (130 kW) | | 580 901 080 | | | 580 500 080 | | |
| FCEV / Fuel Cell | | | 563 400 061 | | | 560 408 054 | |
| i40 (VF) | 12 → | | | | | | |
| 1.6 GDI  | | 570 901 076 | | | | 574 012 068 570 412 063 | |
| 1.7 CRDi / 2.0 GDi *  | | 580 901 080 570 901 076 | | | | 574 012 068 570 412 063 | |
| 1.7 CRDi *  | | 580 901 080 570 901 076 | | | | | |
| 2.0 CVVT / 2.0 GDi * | | 580 901 080 | | | | 570 412 063 | |
| i40 CW (VF) | 11 → | | | | | | |
| 1.6 GDI / 1.7 CRDi (100/85 kW)  | | 570 901 076 | | | | 574 012 068 570 412 063 | |
| 1.7 CRDi (104 kW)  | | 570 901 076 | | | | | |
| 2.0 CVVT / 2.0 GDi * | | 580 901 080 | | | | 570 412 063 | |
| 2.0 GDi *  | | 580 901 080 | | | | 574 012 068 570 412 063 | |
| IONIQ (AE) | 16 → | | | | | | |
| 1.6 GDI Hybrid / Electric | | | | | | 540 125 033 | |
| ix55 | 06 → | | | | | | |
| 3.0 V6 CRDi 4WD / 3.8 V6 / 3.8 V6 4WD | | | | | | 595 404 083 | |
| LANTRA I (J-1) | 90 - 95 | | | | | | |
| 1.5 i.e. * | | | | | | 545 156 033 | 545 079 030 |
| 1.6 i.e. 16V / 1.8 i.e. 16V | | | | | | 560 411 054 | |
| LANTRA II (J-2) | 95 - 00 | | | | | | |
| 1.5 12V / 1.9 D / 2.0 / 2.0 16V | | | | | | 545 156 033 | |
| 1.6 16V / 1.8 16V * | | | | | | 570 412 063 545 158 033 | |
| 1.6 i | | | 554 400 053 | | | 552 400 047 | |
| LANTRA II Estate (J-2) | 95 - 00 | | | | | | |
| 1.5 12V / 1.9 D / 2.0 / 2.0 16V | | | | | | 545 156 033 | |



 FOR CARS WITH START/STOP (MUST REPLACE AGM WITH AGM, EFB WITH EFB)










* PLEASE CHECK AS MORE THAN ONE DIFFERENT SIZE BATTERIES CAN BE FITTED DEPENDING ON: - ELECTRICAL OPTIONS
- CLIMATE REGION
- BUILD OE

|   |  | SILVER dynamic | | | BLUE dynamic | | BLACK dynamic |
|---|---|----------------------------|-------------|-----|--------------|----------------------------|---------------|
| | | AGM | SLI | Aux | EFB | SLI | SLI |
| HYUNDAI | | | | | | | |
| LANTRA II Estate (J-2) | 95 - 00 | | | | | | |
| 1.6 16V / 1.6 i / 1.8 16V * | | | | | | 570 412 063 545 158 033 | |
| MATRIX (FC) | 01 - 10 | | | | | | |
| 1.5 CRDi / 1.5 CRDi VGT | | | | | | 570 412 063 | |
| 1.6 / 1.8 | | | 563 400 061 | | | 560 408 054 | |
| PONY | 74 - 85 | | | | | | |
| 1.2 / 1.4 * | | | | | | 560 411 054 545 158 033 | |
| PONY Wagon | 78 - 86 | | | | | | |
| 1.2 / 1.4 * | | | | | | 560 411 054 545 158 033 | |
| PONY (X-1) | 82 - 89 | | | | | | |
| 1.3 / 1.5 / 1.5 * | | | | | | 560 411 054 545 158 033 | |
| PONY Saloon (X-1) | 85 - 89 | | | | | | |
| 1.3 / 1.5 * | | | | | | 560 411 054 545 158 033 | |
| PONY (X-2) | 89 - 95 | | | | | | |
| 1.3 / 1.5 / 1.5 i | | | | | | 545 158 033 | |
| PONY / EXCEL Saloon (X-2) | 89 - 95 | | | | | | |
| 1.3 / 1.5 / 1.5 i / 1.5 i | | | | | | 545 158 033 | |
| PORTER Bus | 94 - 04 | | | | | | |
| 2.4 / 2.5 TD | | | | | | 595 404 083 | |
| PORTER Box | 94 - 04 | | | | | | |
| 2.4 / 2.5 CRDi / 2.5 TD | | | | | | 595 404 083 | |
| PORTER Pickup | 94 - 04 | | | | | | |
| 2.4 / 2.5 CRDi / 2.5 TD | | | | | | 595 404 083 | |
| PORTER Platform/Chassis | 04 → | | | | | | |
| 2.5 D | | | | | | 595 404 083 | |
| SANTAMO | 98 - 02 | | | | | | |
| 2.0 16V / 2.0 16V 4x4 | | | | | | 560 410 054 | |
| SANTA FÉ I (SM) | 00 - 06 | | | | | | |
| 2.0 / 2.4 16V / 2.4 16V 4x4 / 2.7 V6 4x4 | | 560 901 068 | 563 400 061 | | | | |
| 2.0 CRDi / 2.0 CRDi 4x4 / 2.0 CRDi All-wheel Drive | | 570 901 076 | 577 400 078 | | | | |
| 2.7 / 2.7 4x4 | | 560 901 068 | 563 400 061 | | | 560 408 054 | |
| SANTA FÉ II (CM) | 05 - 12 | | | | | | |
| 2.0 CRDi / 2.0 CRDi 4x4 / 2.2 CRDi / 2.2 CRDi 4x4 / 2.2 CRDi GLS / 2.2 CRDi GLS 4x4 / 2.7 / 2.7 4x4 / 3.5 4x4 | | | | | | 595 404 083 | |
| 2.4 / 2.4 4x4 / 2.7 V6 GLS / 2.7 V6 GLS 4x4 | | 560 901 068 | 563 400 061 | | | | |
| SANTA FÉ III (DM) | 12 → | | | | | | |
| 2.0 CRDi (110 kW) / 2.0 CRDi 4WD | | | | | | 595 404 083 | |
| 2.0 CRDi (136 kW) / 2.2 CRDi (147 kW) / 2.2 CRDi 4WD (147 kW) / 2.4 GDI 4WD / 3.4 AWD *  | | 595 901 085 | | | | 595 404 083 570 412 063 | |
| 2.2 CRDi (145 kW) / 2.2 CRDi 4WD (145 kW) *  | | 570 901 076 | | | | 595 404 083 | |
| 2.4 / 2.4 4WD | | 560 901 068 | 563 400 061 | | | | |
| 2.4 CCVT / 2.4 CCVT AWD * | | | | | | 595 404 083 570 412 063 | |
| 2.4 GDI *  | | 595 901 085 | | | | 570 412 063 | |
| GRAND SANTA FÉ | 13 → | | | | | | |
| 3.3 All-wheel Drive / 2.2 CRDi All-wheel Drive (145 kW) / 3.3 * | | 580 901 080 | | | | 595 404 083 | |
| 2.2 CRDi All-wheel Drive (147 kW) *  | | 595 901 085 580 901 080 | | | | 595 404 083 | |
| S COUPE (SLC) | 90 - 96 | | | | | | |
| 1.5 GS / 1.5 i / 1.5 i Turbo | | | | | | 545 158 033 | |
| SONATA II (Y-2) | 88 - 93 | | | | | | |
| 1.8 i / 2.0 i / 2.0 i 16V / 2.4 i / 3.0 i V6 | | | | | | 570 413 063 | |
| SONATA III (Y-3) | 92 - 98 | | | | | | |
| 1.8 GLS / 1.8 i / 2.0 i / 2.0 i 16V | | | 563 401 061 | | | 560 127 054 | 556 401 048 |
| 3.0 i V6 | | | | | | 570 413 063 | |
| SONATA IV (EF) | 98 - 05 | | | | | | |
| 2.0 16V / 2.5 V6 24V / 2.7 V6 | | | 563 401 061 | | | 560 127 054 | |
| 2.4 16V | | | 577 400 078 | | | 574 012 068 | |
| SONATA V (NF) | 04 - 12 | | | | | | |
| 2.0 CRDi / 3.3 | | | | | | 595 404 083 | |
| 2.0 VVTi GLS (106 kW) / 2.4 (119 kW) | | | 563 400 061 | | | 560 408 054 | |
| 2.0 VVTi GLS (121 kW) | | | | | | 560 410 054 | |
| 2.4 (128 kW) | | | | | | 570 412 063 | |

H

△ FOR CARS WITH START/STOP (MUST REPLACE AGM WITH AGM, EFB WITH EFB)
 * PLEASE CHECK AS MORE THAN ONE DIFFERENT SIZE BATTERIES CAN BE FITTED DEPENDING ON: - ELECTRICAL OPTIONS
 - CLIMATE REGION
 - BUILD OE








HYUNDAI > INFINITI


|   |  | SILVER dynamic | | | BLUE dynamic | | BLACK dynamic |
|---|---|----------------|-------------|-----|--------------|----------------------------|---------------|
| | | AGM | SLI | Aux | EFB | SLI | SLI |
| HYUNDAI | | | | | | | |
| SONATA VI (YF) | 09 - 15 | | | | | | |
| 2.0 (110 kW) / 2.0 i / 2.4 (131 kW) | | | | | | 570 412 063 | |
| 2.0 (115 kW) / 2.0 Hybrid / 2.4 (142 kW) * | | | | | 572 501 076 | 570 412 063 | |
| 2.4 (128 kW) | | | 563 401 061 | | | 560 127 054 | |
| STELLAR (F31_, SF2_) | 83 - 91 | | | | | | |
| 1.4 / 1.6 / 2.0 GSL | | | 554 400 053 | | | 552 400 047 | 545 412 040 |
| TERRACAN (HP) | 01 - 08 | | | | | | |
| 2.5 TD / 2.9 CRDi / 2.9 CRDi 4WD / 3.5 i V6 4WD | | | | | | 595 404 083 | |
| TIBURON Coupe | 01 - 08 | | | | | | |
| 2.0 CVVT | | | | | | 560 410 054 | |
| TRAJET (FO) | 00 - 08 | | | | | | |
| 2.0 | | | 563 400 061 | | | 560 410 054 560 408 054 | |
| 2.0 CRDi | | | 577 400 078 | | | 574 012 068 | |
| 2.7 V6 | | | 563 400 061 | | | 560 408 054 | |
| TUCSON (JM) | 04 → | | | | | | |
| 2.0 All-wheel Drive / 2.0 (104 kW) * | | | | | | 570 412 063 560 410 054 | |
| 2.0 (105 kW) / 2.7 All-wheel Drive / 2.7 All-wheel Drive | | | | | | 570 412 063 | |
| 2.0 CRDi All-wheel Drive / 2.0 CRDi * | | | | | | 595 405 083 595 404 083 | |
| TUCSON (TL) | 15 → | | | | | | |
| 1.6 GDi / 1.6 T-GDi / 1.6 T-GDi All-wheel Drive / 1.6 T-GDi  | | 570 901 076 | | | | | |
| 1.7 CRDi / 2.0 / 2.0 All-wheel Drive / 2.0 CRDi (100 kW) / | | 580 901 080 | | | | | |
| 2.0 CRDi All-wheel Drive (100 kW)  | | | | | | | |
| 2.0 CRDi (136 kW) / 2.0 CRDi All-wheel Drive (136 kW) *  | | 580 901 080 | | | | 595 404 083 | |
| VELOSTER (FS) | 11 → | | | | | | |
| 1.6 GDI / 1.6 MPI *  | | 560 901 068 | 554 400 053 | | 560 500 064 | | |
| 1.6 T-GDI | | | 554 400 053 | | | | |
| XG (XG) | 98 - 05 | | | | | | |
| 250 / 30 / 30 * | | 560 901 068 | 563 400 061 | | | 574 012 068 | |
| 300 | | | 563 400 061 | | | 574 012 068 560 408 054 | |
| 350 | | | 577 400 078 | | | 574 012 068 | |
| INFINITI | | | | | | | |
| EX | 07 → | | | | | | |
| 30d | | | 585 200 080 | | | 580 406 074 | |
| 37 | | | | | | 560 410 054 | |
| FX | 02 - 08 | | | | | | |
| 35 / 35 All-wheel Drive | | | | | | 560 410 054 | |
| FX | 08 → | | | | | | |
| 30d AWD | | | 585 200 080 | | | 580 406 074 | |
| 35 AWD / 50 AWD (309 kW) | | | | | | 570 412 063 | |
| 37 AWD (235 kW) | | | | | | 560 410 054 | |
| 37 AWD (242 kW) * | | | | | 572 501 076 | 570 412 063 | |
| 50 AWD (287 kW) | | | 577 400 078 | | | 574 012 068 | |
| G Coupe | 07 → | | | | | | |
| 37 | | | | | | 560 410 054 | |
| G Convertible | 10 → | | | | | | |
| 37 (235 kW) | | | | | | 560 410 054 | |
| 37 (245 kW) * | | | | | 572 501 076 | 570 412 063 | |
| G Saloon | 07 → | | | | | | |
| 25 | | | | | | 570 412 063 | |
| 37 / 37 X | | | | | | 560 410 054 | |
| M35 | 05 → | | | | | | |
| 3.5 h | | | | | | 570 412 063 | |
| M37 | 10 → | | | | | | |
| 3.7 / 3.7 Allrad | | | | | | 570 412 063 | |
| M (Y51) | 10 → | | | | | | |
| 25 / 37 X / 56 / 56 X * | | | | | 572 501 076 | 570 412 063 | |
| 30d | | | 585 200 080 | | | 580 406 074 | |
| 35h / 37 | | | | | | 560 410 054 | |
| Q30 | 15 → | | | | | | |
| 1.5 D / 2.2 D / 2.2 D AWD  | | 580 901 080 | | | | | |
| 1.6 / 2.0 T / 2.0 T AWD  | | 570 901 076 | | | | | |
| Q50 | 13 → | | | | | | |
| 2.0 T (155 kW) | | | | | | 560 410 054 | |






 FOR CARS WITH START/STOP (MUST REPLACE AGM WITH AGM, EFB WITH EFB)

* PLEASE CHECK AS MORE THAN ONE DIFFERENT SIZE BATTERIES CAN BE FITTED DEPENDING ON: - ELECTRICAL OPTIONS
- CLIMATE REGION
- BUILD OE

|   |  | SILVER dynamic | | | BLUE dynamic | | BLACK dynamic |
|---|---|----------------|----------------------------|-----|--------------|-------------|---------------|
| | | AGM | SLI | Aux | EFB | SLI | SLI |
| INFINITI | | | | | | | |
| Q50 | 13 → | | | | | | |
| 2.0 T (153 kW) *  | | | | | 572 501 076 | 560 410 054 | |
| 50 / 50 D / 50 Hybrid (225 kW) / 50 Hybrid AWD (225 kW) / 50 Red * | | | | | 572 501 076 | 570 412 063 | |
| 50 Hybrid (268 kW) / 50 Hybrid AWD (268 kW) | | | | | | 570 412 063 | |
| Q60 Coupe | 13 → | | | | | | |
| 3.7 (235 kW) | | | | | | 560 410 054 | |
| 3.7 (246 kW) * | | | | | 565 501 065 | 560 410 054 | |
| Q60 Convertible | 13 → | | | | | | |
| 3.7 | | | | | | 560 410 054 | |
| Q60 Coupe | 16 → | | | | | | |
| 2.0 T / 3.0 T AWD * | | | | | 565 501 065 | 560 410 054 | |
| Q70 (Y51) | 13 → | | | | | | |
| 2.2 D / 3.5 Hybrid / 3.7 / 3.7 AWD / 5.6 / 5.6 AWD *  | | | | | 572 501 076 | 570 412 063 | |
| 3.0 | | | | | | 570 412 063 | |
| QX30 | 16 → | | | | | | |
| 2.0 AWD  | | | 570 901 076 | | | | |
| 2.2 D AWD  | | | 580 901 080 | | | | |
| QX56 | 10 → | | | | | | |
| 56 / 56 AWD * | | | | | 572 501 076 | 570 412 063 | |
| QX50 | 13 → | | | | | | |
| 2.5 AWD / 37 / 37 AWD (240/242 kW) * | | | | | 572 501 076 | 570 412 063 | |
| 30d AWD / 37 AWD (235 kW) | | | | | | 570 412 063 | |
| QX60 | 12 → | | | | | | |
| 3.5 AWD * | | | | | 572 501 076 | 570 412 063 | |
| QX70 | 13 → | | | | | | |
| 30d AWD / 50 AWD (287 kW) | | | | | | 570 412 063 | |
| 3.7 AWD / 37 AWD / 50 AWD (294 kW) * | | | | | 572 501 076 | 570 412 063 | |
| QX80 | 13 → | | | | | | |
| 5.6 AWD * | | | | | 572 501 076 | 570 412 063 | |
| INNOCENTI | | | | | | | |
| ELBA (146) | 91 - 96 | | | | | | |
| 1.3 / 1.4 i.e. / 1.5 i.e. / 1.6 i.e. | | | 554 400 053 | | | 552 400 047 | 545 412 040 |
| 1.7 D | | | 563 400 061 | | | 560 408 054 | 556 400 048 |
| KORAL | 90 - 92 | | | | | | |
| 45 / 55 | | | | | | | 540 406 034 |
| MINI | 74 - 95 | | | | | | |
| 0.55 / 0.6 / 0.65 / 1.0 / 1.3 / 1.3 De Tomaso * | | | 554 400 053 552 401 052 | | | 544 402 044 | 541 400 036 |
| IRMSCHER | | | | | | | |
| COUPE | 97 → | | | | | | |
| 1.6 16V | | | 561 400 060 | | | 560 409 054 | |
| GT | 88 - 90 | | | | | | |
| 3.6 * | | | 561 400 060 | | | 560 409 054 | 553 401 050 |
| SENATOR | 90 - 96 | | | | | | |
| 4.0 24V * | | | 561 400 060 | | | 560 409 054 | 553 401 050 |
| OMEGA Caravan | 90 - 96 | | | | | | |
| 4.0 i * | | | 561 400 060 | | | 560 409 054 | 553 401 050 |
| ISUZU | | | | | | | |
| CAMPO (KB) | 77 - 91 | | | | | | |
| 2.0 4WD / 2.0 | | | | | | 570 413 063 | |
| 2.2 D 4WD / 2.2 D / 2.2 / 2.5 D 4WD / 2.5 D | | | | | | 595 404 083 | |
| D-MAX I (TFR, TFS) | 02 - 12 | | | | | | |
| 2.5 DiTD 4x4 (74 kW) / 2.5 DiTD (100 kW) / 3.0 DiTD 4x4 (96 kW) / 3.0 DiTD | | | | | | 595 405 083 | |
| 2.5 DiTD 4x4 (100 kW) / 3.0 DiTD 4x4 (120 kW) | | | | | | 570 412 063 | |
| 2.5 DiTD (74 kW) | | | | | | 595 404 083 | |
| D-MAX I Platform/Chassis (TFR, TFS) | 07 - 12 | | | | | | |
| 3.0 D 4x4 | | | | | | 595 405 083 | |
| D-MAX II (TFR, TFS) | 12 → | | | | | | |
| 2.5 CRDi 4x4 / 2.5 CRDi / 3.0 CRDi | | | | | | 595 404 083 | |
| D-MAX II Platform/Chassis (TFR, TFS) | 12 → | | | | | | |
| 2.5 CRDi / 2.5 CRDi 4WD | | | | | | 595 404 083 | |
| FARGO Bus | 80 - 95 | | | | | | |
| 1.8 / 2.0 / 2.2 D 4WD | | | | | | 570 413 063 | |

 FOR CARS WITH START/STOP (MUST REPLACE AGM WITH AGM, EFB WITH EFB)
 * PLEASE CHECK AS MORE THAN ONE DIFFERENT SIZE BATTERIES CAN BE FITTED DEPENDING ON: - ELECTRICAL OPTIONS
 - CLIMATE REGION
 - BUILD OE

















ISUZU > IVECO

|   |  | SILVER dynamic | | | BLUE dynamic | | BLACK dynamic |
|---|---|----------------|-------------|-----|--------------|-------------|---------------|
| | | AGM | SLI | Aux | EFB | SLI | SLI |
| ISUZU | | | | | | | |
| GEMINI (JT) | 84 - 90 | | | | | | |
| 1.5 / 1.6 GTI 16V | | | | | | 560 410 054 | |
| 1.5 D / 1.5 TD | | | | | | 570 412 063 | |
| GEMINI | 90 - 93 | | | | | | |
| 1.5 / 1.6 / 1.6 / 1.8 | | | | | | 560 410 054 | |
| 1.7 TD | | | | | | 570 413 063 | |
| GEMINI Saloon (JT) | 84 - 90 | | | | | | |
| 1.5 | | | | | | 560 410 054 | |
| 1.5 D / 1.5 TD | | | | | | 570 412 063 | |
| GEMINI Saloon | 90 - 93 | | | | | | |
| 1.5 i / 1.6 i / 1.6 i Turbo / 1.6 i / 1.8 | | | | | | 560 410 054 | |
| 1.7 TD | | | | | | 570 413 063 | |
| IMPULSE | 90 - 93 | | | | | | |
| 1.6 | | | | | | 560 410 054 | |
| KB | 02 → | | | | | | |
| 3.0 D-TEQ 4WD | | | | | | 595 404 083 | |
| MIDI Bus (94000, 98000) | 88 - 96 | | | | | | |
| 2.0 4WD / 2.0 / 2.0 TD / 2.2 D 4WD / 2.2 D / 2.4 D | | | | | | 595 405 083 | |
| MIDI Van (94000, 98000) | 88 - 96 | | | | | | |
| 2.0 4WD / 2.0 / 2.0 TD / 2.2 D 4WD / 2.2 D / 2.4 TD | | | | | | 595 405 083 | |
| MIDI Box (98000N) | 88 - 96 | | | | | | |
| 2.0 / 2.0 4WD / 2.2 D / 2.2 D 4WD / 2.4 TD | | | | | | 595 405 083 | |
| PIAZZA (JR_) | 81 - 90 | | | | | | |
| 2.0 Turbo | | | | | | 570 413 063 | |
| TROOPER I (UBS) | 83 - 91 | | | | | | |
| 2.2 D 4WD / 2.6 4WD | | | | | | 570 413 063 | |
| 2.8 TD | | | | | | 595 405 083 | |
| TROOPER I Open Off-Road Vehicle (UBS) | 83 - 91 | | | | | | |
| 2.0 / 2.3 / 2.6 i | | | | | | 570 413 063 | |
| 2.2 D 4x4 / 2.2 D / 2.2 TD | | | | | | 595 405 083 | |
| TROOPER II (UB) | 91 - 00 | | | | | | |
| 3.1 TD / 3.2 | | | | | | 595 405 083 | |
| TROOPER II Open Off-Road Vehicle (UB) | 91 - 98 | | | | | | |
| 3.1 TD / 3.2 | | | | | | 595 405 083 | |
| TROOPER III | 98 - 04 | | | | | | |
| 3.0 DTI / 3.5 V6 24V | | | | | | 595 405 083 | |
| TROOPER III Open Off-Road Vehicle | 00 - 04 | | | | | | |
| 3.0 DTI / 3.5 V6 24V | | | | | | 595 405 083 | |
| IVECO | | | | | | | |
| DAILY I Box Body / Estate | 78 - 98 | | | | | | |
| 30-8 / 35-10 / 35-8 / 40-10 V / 40-8 V / 45-10 V / 49-10 V | | | 600 402 083 | | | 595 402 080 | 590 122 072 |
| DAILY I Platform/Chassis | 78 - 99 | | | | | | |
| 30-8 / 35-10 / 35-8 / 40-10 / 40-8 / 45-10 / 49-10 | | | 600 402 083 | | | 595 402 080 | 590 122 072 |
| DAILY II Box Body / Estate | 89 - 99 | | | | | | |
| 2.5 4x4 / 2.8 4x4 / 30-10 / 30-10 C / 30-8 / 30-8 V / 35-10 / 35-12 / 35-8 / 40-10 4x4 / 40-10 V / 45-10 V / 49-10 V / 49-12 V / 59-12 V | | | 600 402 083 | | | 595 402 080 | 590 122 072 |
| DAILY II Bus | 89 - 99 | | | | | | |
| A 40-10 / A 40-12 / A 45-10 / A 45-12 | | | 600 402 083 | | | 595 402 080 | 590 122 072 |
| DAILY II Platform/Chassis | 89 - 99 | | | | | | |
| 30-10 / 30-8 / 35-10 / 35-12 / 35-8 / 40-10 W 4x4 / 45-10 / 49-10 / 49-12 / 59-12 | | | 600 402 083 | | | 595 402 080 | 590 122 072 |
| DAILY II Dumptruck | 89 - 99 | | | | | | |
| 35-10 K / 35-12 K / 35-8 K / 45-10 / 49-10 K / 49-12 K / 59-12 K | | | 600 402 083 | | | 595 402 080 | 590 122 072 |
| DAILY III Box Body / Estate | 97 - 09 | | | | | | |
| 2.8 CNG / 29 L 10 V / 29 L 11 V / 29 L 12 V / 29 L 13 / 29 L 14 / 29 L 9 V / 35 C 12 V, 35 S 12 V / 35 S 10 / 35 S 11 V, 35 C 11 V / 35 S 13 V, 35 C 13 V / 35 S 15 V, 35 C 15 V / 35 S 9 V / 35 S 9 V, 35 C 9 V / 50 C 11 / 50 C 13 / 35 S 13 V, 35 C 13 V | | | | | | 595 402 080 | |
| DAILY III Bus | 99 - 06 | | | | | | |
| 35 S 12, 35 C 12, 40 C 12 / 35 S 13, 40 C 13, 50 C 13 / 40 C 11, 50 C 11 / 40 C 15, 50 C 15 / 50 C 11 Natural Power | | | | | | 595 402 080 | |
| DAILY III Platform/Chassis | 98 - 09 | | | | | | |
| 29 L 10 / 29 L 11 / 29 L 12 / 29 L 14 / 29 L 9 / 35 C 10 V, 35 S 10 V / 35 C 12, 35 S 12 / 35 C 15 / 35 C 9, 35 S 9 / 35 S 11, 35 C 11 / 35 S 13, 35 C 13 / 35 S 9, 35 C 9 / 50 C 11 / 50 C 13 / 50 C 15 / 65 C 15 | | | | | | 595 402 080 | |



⚠ FOR CARS WITH START/STOP (MUST REPLACE AGM WITH AGM, EFB WITH EFB)









* PLEASE CHECK AS MORE THAN ONE DIFFERENT SIZE BATTERIES CAN BE FITTED DEPENDING ON: - ELECTRICAL OPTIONS
- CLIMATE REGION
- BUILD OE

| |  | SILVER dynamic | | | BLUE dynamic | | BLACK dynamic |
|---|---|----------------------------|-------------|-----|--------------|-------------|---------------|
| | | AGM | SLI | Aux | EFB | SLI | SLI |
| IVECO | | | | | | | |
| DAILY IV Box Body / Estate | 06 - 12 | | | | | | |
| 29L10 V / 35C10, 35S10 / 40C10 V | | | | | | 595 402 080 | |
| DAILY IV Platform/Chassis | 06 - 11 | | | | | | |
| 29L10 / 35C10, 35S10 / 40C10 | | | | | | 595 402 080 | |
| DAILY IV Dumptruck | 06 - 11 | | | | | | |
| 35C10 K | | | | | | 595 402 080 | |
| DAILY VI Box | 14 → | | | | | | |
| 33S11, 35S11, 35C11 / 33S13, 35S13, 35C13 / 33S15, 35S15, 35C15 / 35S15, 35C15, 40C15, 50C15, 65C15, 70C15 (107 kW) / 35S17, 35C17, 40C17, 50C17, 55C17, 65C17, 70C17 / 35S21, 35C21, 40C21, 50C21, 65C21, 70C21 / Natural Power 35S14, 35C14, 40C14, 50C14, 65C14, 70C14 | | | 610 402 092 | | | | |
| 33S12, 35S12, 35C12 / 33S14, 35S14, 35C14 / 33S16, 35S16, 35C16 / 35S15, 35C15, 40C15, 50C15, 65C15, 70C15 (110 kW) / 35S18, 35C18, 40C18, 50C18, 65C18, 70C18  | | 605 901 095 | 610 402 092 | | | | |
| DAILY VI Box Body / Estate | 14 → | | | | | | |
| 35S15, 35C15, 40C15, 50C15 / 35S18, 35C18, 40C18, 50C18 / 40C15, 50C15, 65C15 / 40C17, 50C17, 65C17 / Natural Power 35S14, 35C14, 40C14, 50C14  | | 605 901 095 | 610 402 092 | | | | |
| DAILY VI Platform/Chassis | 14 → | | | | | | |
| 33S11, 35S11, 35C11 / 33S13, 35S13, 35C13 / 33S15, 35S15, 35C15 / 35S14, 35S15, 35C15, 40S14, 40C15, 50C15, 65C15, 70C15 / 35S17, 35C17, 40C17, 45S17, 45C17, 50C17, 55C17, 65C17, ... / 35S21, 35C21, 40C21, 50C21, 65C21, 70C21 / Natural Power 35S14, 35C14, 40C14, 50C14, 65C14, 70C14, ... | | | 610 402 092 | | | | |
| 33S12, 35S12, 35C12 / 33S14, 35S14, 35C14 / 33S16, 35S16, 35C16 / 35S15, 35C15, 40C15, 50C15, 65C15, 70C15, 72C15 / 35S17, 55S17 4x4 / 35S18, 35C18, 40C18, 50C18, 65C18, 70C18, 72C18 / 35S18, 55S18 4x4  | | 605 901 095 | 610 402 092 | | | | |
| DAILY CITYS Bus | 14 - 16 | | | | | | |
| 50C14G Natural Power  | | 605 901 095 | 610 402 092 | | | | |
| 50C15 / 50C17 | | | 610 402 092 | | | | |
| DAILY LINE Bus | 14 → | | | | | | |
| 40C15, 50C15, 60C15 / 40C17, 50C17, 60C17 / 50C14 Natural Power | | | 610 402 092 | | | | |
| DAILY TOURYS Bus | 14 → | | | | | | |
| 50C17, 65C17 | | | 610 402 092 | | | | |
| MASSIF Single Cab | 08 - 11 | | | | | | |
| 3.0 HPI / 3.0 HPT | | | 600 402 083 | | | 595 402 080 | |
| MASSIF Pickup | 08 - 11 | | | | | | |
| 3.0 HPI / 3.0 HPT | | | 600 402 083 | | | 595 402 080 | |
| MASSIF Station Wagon | 08 - 11 | | | | | | |
| 3.0 HPI / 3.0 HPT | | | 600 402 083 | | | 595 402 080 | |
| JAGUAR | | | | | | | |
| F-TYPE Coupe (X152) | 13 → | | | | | | |
| 3.0 / 3.0 S / 3.0 S AWD / 3.0 S AWD / 5.0 RAWD / 5.0 R / 5.0 RAWD  | | 595 901 085 | | | | | |
| 400 / 400 AWD / 5.0 SVR  | | 595 901 085 | | | | 595 402 080 | |
| F-TYPE Convertible (X152) | 12 → | | | | | | |
| 3.0 / 3.0 S AWD / 3.0 S / 3.0 S AWD / 5.0 R / 5.0 RAWD / 5.0 RAWD / 5.0 S / 5.0 SVR  | | 595 901 085 | | | | | |
| 400 / 400 AWD  | | 595 901 085 | | | | 595 402 080 | |
| F-PACE (X761) | 15 → | | | | | | |
| 2.0 AWD / 2.0 D / 2.0 D AWD / 3.0 AWD / 3.0 D AWD  | | 595 901 085 | | | | | |
| S-TYPE (X200) | 98 - 08 | | | | | | |
| 2.5 V6 / 2.7 D / 3.0 V6 / 4.0 V8 / 4.2 Supercharged / 4.2 V8 / R 4.2 V8 | | 595 901 085 | 600 402 083 | | | | |
| XE (X760) | 15 → | | | | | | |
| 2.0 / 3.0 S  | | 595 901 085 | | | | | |
| 2.0 D / 2.0 D AWD *  | | 595 901 085 580 901 080 | | | | | |
| XF (X250) | 08 - 15 | | | | | | |
| 2.0 / 3.0 (250 kW) / 3.0 AWD / 3.0 D (202/177 kW) / 5.0 XFR-S  | | 595 901 085 | | | | | |
| 2.2 D (140 kW) *  | | 595 901 085 580 901 080 | 585 400 080 | | | | |
| 2.2 D (120 kW)  | | 580 901 080 | | | | | |
| 2.2 D (147 kW) *  | | 595 901 085 580 901 080 | | | | | |
| 2.7 D / 3.0 D (155 kW) / 4.2 / 4.2 Kompressor / 4.2 Kompressor / 4.2 / 5.0 / 5.0 Kompressor | | 595 901 085 | 600 402 083 | | | | |
| 3.0 (175 kW) | | | 585 200 080 | | | 575 500 073 | |

 FOR CARS WITH START/STOP (MUST REPLACE AGM WITH AGM, EFB WITH EFB)

* PLEASE CHECK AS MORE THAN ONE DIFFERENT SIZE BATTERIES CAN BE FITTED DEPENDING ON: - ELECTRICAL OPTIONS
- CLIMATE REGION
- BUILD OE










JAGUAR > JEEP


|   |  | SILVER dynamic | | | BLUE dynamic | | BLACK dynamic |
|---|---|----------------------------|-------------|-----|--------------|-------------|---------------|
| | | AGM | SLI | Aux | EFB | SLI | SLI |
| JAGUAR | | | | | | | |
| XF SPORTBRAKE (X250) | 12 - 15 | | | | | | |
| 2.2 D *  | | 595 901 085 580 901 080 | | | | | |
| 3.0 D (177 kW)  | | 595 901 085 | | | | | |
| 3.0 D (202 kW) *  | | 595 901 085 | 585 200 080 | | 575 500 073 | | |
| 5.0 XFR-S | | 595 901 085 | 600 402 083 | | | | |
| XF (X260) | 15 → | | | | | | |
| 2.0 / 2.0 D / 2.0 D AWD / 3.0 / 3.0 AWD / 3.0 D *  | | 595 901 085 580 901 080 | | | | | |
| XJ | 68 - 93 | | | | | | |
| 12 5.3 / 12 H.E. / 6 4.2 | | 570 901 076 | 577 400 078 | | | 574 012 068 | |
| 6 3.4 / Sovereign V12 | | 560 901 068 | 563 400 061 | | | 560 408 054 | |
| XJ Coupe | 73 - 96 | | | | | | |
| 3.6 (136 kW) / 4.0 / 4.0 / 5.3 / 5.3 H.E. / 5.3 H.E. / 5.3 / 6.0 / 6.0 | | 570 901 076 | 577 400 078 | | | 574 012 068 | |
| 3.6 (168 kW) * | | | 574 402 075 | | | 570 412 063 | |
| XJSC Convertible (X27) | 85 - 97 | | | | | | |
| 3.6 / 4.0 / 5.3 / 5.3 H.E. / 6.0 | | 570 901 076 | 577 400 078 | | | 574 012 068 | |
| XJ (XJ40, XJ81) | 86 - 94 | | | | | | |
| 3.6 / 6 2.9 / 6 3.6 | | 560 901 068 | 563 400 061 | | | 560 408 054 | |
| 4.0 / 6 3.2 24V / 6 4.0 / V12 6.0 | | 570 901 076 | 577 400 078 | | | 574 012 068 | |
| XJ (X300, X330) | 94 - 98 | | | | | | |
| 12 6.0 / 6 3.2 / 6 Sovereign 4.0 / R Super Charged 4.0 | | 570 901 076 | 577 400 078 | | | 574 012 068 | |
| XJ (X308) | 96 - 03 | | | | | | |
| 3.2 | | 595 901 085 | 600 402 083 | | | | |
| 4.0 | | 570 901 076 | 577 400 078 | | | | |
| XJ (X350) | 03 - 09 | | | | | | |
| 3.0 (175 kW) | | 595 901 085 | 600 402 083 | | | | |
| 3.0 (179 kW) / 4.2 / 4.2 | | 570 901 076 | 577 400 078 | | | | |
| 3.6 / R 4.2 | | 560 901 068 | 563 400 061 | | | | |
| D 2.7 | | | 585 200 080 | | 575 500 073 | | |
| XJ (X351) | 09 → | | | | | | |
| 2.0 / 3.0 (250 kW) / 3.0 AWD / 3.0 D (202 kW) / 5.0 V8 / 5.0 V8 | | 595 901 085 | | | | | |
| 3.0 (175 kW) | | 595 901 085 | 600 402 083 | | | | |
| 3.0 D (221 kW) / 5.0  | | 595 901 085 | | | | 595 402 080 | |
| XK 8 Coupe (X100) | 96 - 06 | | | | | | |
| 4.0 / 4.2 / R 4.2 | | 595 901 085 | 600 402 083 | | | | |
| 4.0 XKR * | | 580 901 080 | 585 200 080 | | | | |
| XK 8 Convertible (X100) | 96 - 06 | | | | | | |
| 4.0 (209 kW) / 4.2 / R 4.2 | | 595 901 085 | 600 402 083 | | | | |
| 4.0 (216 kW) | | 595 901 085 | 600 402 083 | | | 595 402 080 | |
| 4.0 XKR * | | 580 901 080 | 585 200 080 | | | | |
| XK Coupe (X150) | 06 - 14 | | | | | | |
| 3.6 / 4.2 XKR (306/291/306 kW) / 4.2 XK8 / 4.2 XKR (306/291/306 kW) / 5.0 V8 / 5.0 XKR | | 595 901 085 | 600 402 083 | | | | |
| 4.2 XKR (313 kW) / 5.0 XKR-S | | 595 901 085 | | | | | |
| XK Convertible (X150) | 06 - 14 | | | | | | |
| 3.6 / 4.2 XK8 / 4.2 XKR (306 kW) / 5.0 V8 / 5.0 XKR / 5.0 XKR-S | | 595 901 085 | 600 402 083 | | | | |
| 4.2 XKR (313 kW) | | 595 901 085 | | | | | |
| X-TYPE (X400) | 01 - 09 | | | | | | |
| 2.0 D / 2.1 V6 / 2.2 D / 2.5 V6 All-wheel Drive / 2.5 V6 All-wheel Drive / 3.0 V6 All-wheel Drive / 3.0 V6 All-wheel Drive / 3.0 V6 All-wheel Drive * | | 570 901 076 | 577 400 078 | | | 580 406 074 | |
| X-TYPE Estate (X400) | 03 - 09 | | | | | | |
| 2.0 D / 2.1 V6 / 2.2 D / 2.5 / 3.0 * | | 570 901 076 | 577 400 078 | | | 580 406 074 | |
| JEEP | | | | | | | |
| CJ5 - CJ8 | 66 - 87 | | | | | | |
| 2.0 / 2.5 / 4.2 / 5.0 | | 560 901 068 | 563 400 061 | | | 560 408 054 | |
| 2.1 D / 2.4 D | | | | | | 570 413 063 | |
| CHEROKEE | 73 - 86 | | | | | | |
| 2.5 / 2.8 4x4 / 4.2 4x4 / 5.9 4x4 | | | | | | 570 413 063 | |
| CHEROKEE (XJ) | 83 - 01 | | | | | | |
| 2.1 D 4x4 | | 570 901 076 | | | | 574 012 068 | 570 409 064 |
| 2.1 TD | | | | | | 595 404 083 | |
| 2.5 (89 kW) / 2.5 4x4 (90 kW) / 2.5 i 4x4 / 2.5 SE / 4.0 / 4.0 4x4 / 4.0 i (127/136/135 kW) / 4.0 i 4x4 | | | | | | 570 412 063 | |
| 2.5 (89 kW) / 2.5 TD 4x4 / 2.5 Tdi 4x4 / 4.0 i (135 kW) | | | | | | 574 013 068 | |
| 2.5 4x4 (87 kW) | | | | | | 570 413 063 | |



























 FOR CARS WITH START/STOP (MUST REPLACE AGM WITH AGM, EFB WITH EFB)

* PLEASE CHECK AS MORE THAN ONE DIFFERENT SIZE BATTERIES CAN BE FITTED DEPENDING ON: - ELECTRICAL OPTIONS
- CLIMATE REGION
- BUILD OE


|   |  | SILVER dynamic | | | BLUE dynamic | | BLACK dynamic |
|---|---|----------------------------|-------------|-----|--------------|----------------------------|---------------|
| | | AGM | SLI | Aux | EFB | SLI | SLI |
| JEEP | | | | | | | |
| CHEROKEE (KJ) | 01 - 08 | | | | | | |
| 2.4 4x4 / 2.4 Laredo / 3.7 4x4 / 3.7 4x4 | | | | | | 570 412 063 | |
| 2.5 CRD 4x4 / 2.8 CRD 4x4 | | | 577 400 078 | | | 574 012 068 | |
| 3.7 Laredo | | | | | | 574 013 068 | |
| CHEROKEE (KK) | 08 → | | | | | | |
| 2.8 CRD 4x4 | | | | | | 595 405 083 | |
| 3.7 V6 4x4 / 3.7 V6 | | | | | | 574 013 068 | |
| CHEROKEE (KL) | 13 → | | | | | | |
| 2.0 CRD / 2.0 CRD 4x4 | | 570 901 076 | | | | | |
| 2.2 CRD 4x4 | | 580 901 080 | | | | 580 400 074 | |
| 2.4 / 2.4 4x4 | | | | | | 574 012 068 | |
| 3.2 V6 | | | 600 402 083 | | | | |
| 3.2 V6 4x4 | | 580 901 080 | 585 400 080 | | | 580 400 074 | |
| COMANCHE (MJ) | 85 - 96 | | | | | | |
| 2.1 D / 2.1 D 4x4 / 2.5 / 2.5 4x4 / 4.0 / 4.0 4x4 | | 560 901 068 | 563 400 061 | | | 560 408 054 | |
| COMPASS (MK49) | 06 → | | | | | | |
| 2.0 / 2.2 CRD / 2.2 CRD 4x4 | | | 577 400 078 | | | 574 012 068 | |
| 2.0 CRD / 2.0 CRD 4x4 | | | | | | 574 013 068 | |
| COMMANDER (XK, XH) | 05 - 10 | | | | | | |
| 3.0 CRD 4x4 | | | 600 402 083 | | | 595 402 080 | |
| 3.7 V6 4x4 / 4.7 V8 4x4 / 5.7 V8 4x4 | | 570 901 076 | 577 400 078 | | | 574 012 068 | |
| GRAND CHEROKEE I (ZJ) | 91 - 99 | | | | | | |
| 2.5 TD 4x4 / 2.5 TD Laredo | | | | | | 574 013 068 | |
| 4.0 i 4x4 / 4.0 Laredo / 5.2 / 5.2 4x4 / 5.2 i 4x4 / 5.2 Limited 4x4 / 5.9 i 4x4 / 5.9 i 4x4 | | | | | | 570 413 063 | |
| GRAND CHEROKEE II (WJ, WG) | 98 - 05 | | | | | | |
| 2.7 CRD 4x4 / 2.7 CRD Laredo | | 595 901 085 | 600 402 083 | | | 595 402 080 | |
| 3.1 TD 4x4 | | | | | | 574 013 068 | |
| 4.0 / 4.0 4x4 / 4.7 V8 4x4 | | 570 901 076 | 577 400 078 | | | 574 012 068 | |
| GRAND CHEROKEE III (WH, WK) | 04 - 11 | | | | | | |
| 3.0 CRD 4x4 | | 595 901 085 | 600 402 083 | | | 595 402 080 | |
| 3.7 V6 4x4 / 4.7 V8 4x4 / 5.7 V8 4x4 / 6.1 SRT8 4x4 / 5.7 V8 4x4 | | 570 901 076 | 577 400 078 | | | 574 012 068 | |
| GRAND CHEROKEE IV (WK, WK2) | 10 → | | | | | | |
| 3.0 4x4 / 3.0 CRD / 3.6 V6 4x4 (207 kW) / 3.6 VVT 4x4 / 3.6 VVT 4x4 | | 580 901 080 | | | | | |
| 3.0 CRD V6 4x4 / 6.4 SRT8 4x4 | | | 600 402 083 | | | 595 402 080 | |
| 3.6 V6 4x4 (210 kW) / 5.7 V8 4x4 | | | 585 400 080 | | | 580 406 074 580 400 074 | |
| 3.6 V6 FlexFuel 4x4 | | | 585 200 080 | | | 580 406 074 | |
| PATRIOT (MK74) | 07 → | | | | | | |
| 2.0 / 2.4 / 2.4 4x4 / 2.4 Eco + 4x4 | | | 563 400 061 | | | 560 408 054 | |
| 2.0 CRD / 2.0 CRD 4x4 | | | | | | 574 013 068 | |
| 2.2 CRD 4x4 (120 kW) | | | 577 400 078 | | | 574 012 068 | |
| 2.2 CRD 4x4 (100 kW) | | | | | | 560 127 054 | |
| RENEGADE Closed Off-Road Vehicle (BU, B1) | 14 → | | | | | | |
| 1.4 / 1.4 4x4 / 1.6  | | 560 901 068 | | | | 560 500 064 | |
| 1.6 CRD *  | | 560 901 068 | | | | 570 500 076 | |
| 2.0 CRD 4x4 *  | | 580 901 080 570 901 076 | | | | 580 500 080 | |
| WRANGLER I (YJ, SJ) | 86 - 96 | | | | | | |
| 2.5 (76 kW) | | | | | | 570 413 063 | |
| 2.5 (89 kW) / 4.0 / 4.0 2WD / 4.0 4x4 / 4.0 4x4 / 4.2 / 4.2 2WD | | | | | | 574 013 068 | |
| WRANGLER II (TJ) | 96 - 08 | | | | | | |
| 2.4 / 2.5 / 4.0 / 4.0 Rubicon | | | 563 401 061 | | | 560 127 054 | |
| WRANGLER III (JK) | 06 → | | | | | | |
| 2.8 CRD (147 kW)  | | 595 901 085 | | | | | |
| 2.8 CRD (130 kW) *  | | 595 901 085 | | | | 574 013 068 | |
| 2.8 CRD RWD *  | | 570 901 076 | | | | 574 013 068 | |
| 3.6 V6 / 3.8 | | | | | | 574 013 068 | |
| JENSEN | | | | | | | |
| INTERCEPTOR S4 | 80 - 92 | | | | | | |
| 5.9 | | | | | | 570 413 063 | |
| S-V8 | 98 - 07 | | | | | | |
| 4.6 | | | | | | 570 413 063 | |
| KIA | | | | | | | |
| AVELLA Hatchback | 95 - 01 | | | | | | |
| 1.3 / 1.5 | | | | | | 545 155 033 | |

























 FOR CARS WITH START/STOP (MUST REPLACE AGM WITH AGM, EFB WITH EFB)
 * PLEASE CHECK AS MORE THAN ONE DIFFERENT SIZE BATTERIES CAN BE FITTED DEPENDING ON: - ELECTRICAL OPTIONS
 - CLIMATE REGION
 - BUILD OE

KIA

|   |  | SILVER dynamic | | | BLUE dynamic | | BLACK dynamic |
|---|---|----------------|-------------|-----|--------------|---|---------------|
| | | AGM | SLI | Aux | EFB | SLI | SLI |
| KIA | | | | | | | |
| AVELLA | 95 - 01 | | | | | | |
| 1.3 / 1.5 | | | | | | 545 155 033 | |
| BESTA Box | 93 - 03 | | | | | | |
| 2.2 D | | | | | | 595 404 083 | |
| BONGO Platform/Chassis | 03 → | | | | | | |
| 2.4 TDi / 2.9 TDiC / 2.9 TDiC 4WD | | | | | | 595 404 083 | |
| BORREGO | 07 → | | | | | | |
| 3.0 CRDi / 3.0 CRDi 4WD / 3.8 / 3.8 4WD / 3.8 4WD / 4.6 | | | | | | 595 404 083 | |
| CARENS I (FC) | 99 - 02 | | | | | | |
| 1.8 i | | | 563 400 061 | | | 560 408 054 | |
| CARENS II MPV (FJ) | 02 → | | | | | | |
| 1.6 / 2.0 CVVT | | | 563 400 061 | | | 560 408 054 | |
| 1.8 | | | 561 400 060 | | | 560 409 054 | |
| 2.0 CRDi (83 kW) * | | | | | | 595 404 083 | |
| 2.0 CRDi (103 kW) | | | | | | 570 412 063 | |
| CARENS III MPV (UN) | 06 → | | | | | | |
| 1.6 CRDi 110 / 1.6 CRDi 128 / 1.6 CVVT / 2.0 CVVT | | | 563 400 061 | | | 560 408 054 | |
| 2.0 CRDi 115 / 2.0 CRDi 135 / 2.0 CRDi 140 | | | | | | 570 412 063 | |
| CARENS IV | 13 → | | | | | | |
| 1.6 GDi *  | | 570 901 076 | 563 400 061 | | | 560 408 054 | |
| 1.7 CRDi (85 kW) *  | | 570 901 076 | | | | 570 412 063 | |
| 1.7 CRDi (104 kW) *  | | 570 901 076 | | | 570 500 076 | 570 412 063 | |
| 2.0 GDi | | | 563 400 061 | | | 560 408 054 | |
| 2.0 MPI *  | | 570 901 076 | | | | 560 408 054 | |
| CARNIVAL I (UP) | 98 - 01 | | | | | | |
| 2.5 V6 / 2.9 TD | | | | | | 595 404 083 | |
| CARNIVAL II (GQ) | 99 - 07 | | | | | | |
| 2.5 V6 / 2.9 CRDi / 2.9 TD | | | | | | 595 404 083 | |
| 3.5 | | | | | | 560 410 054 | |
| CARNIVAL / GRAND CARNIVAL III (VQ) | 05 → | | | | | | |
| 2.2 CRDi / 2.7 V6 / 2.9 CRDi / 2.9 CRDi LX | | | | | | 595 404 083 | |
| CEE'D Hatchback (ED) | 06 - 12 | | | | | | |
| 1.4 (77 kW)  | | 560 901 068 | | | 560 500 064 | 560 410 054 560 408 054 545 156 033 | |
| 1.4 (80 kW) *  | | 560 901 068 | | | 560 500 064 | 560 410 054 545 156 033 | 545 077 030 |
| 1.4 CVVT / 1.6 (85 kW) / 1.6 CVVT *  | | 560 901 068 | | | 570 500 076 | 560 410 054 560 408 054 | |
| 1.6 (90 kW) *  | | 560 901 068 | | | 570 500 076 | 560 410 054 | |
| 1.6 CRDi 115 / 1.6 CRDi 128 / 1.6 CRDi 90 *  | | 570 901 076 | | | 570 500 076 | 560 410 054 560 408 054 | |
| 2.0 * | | | | | | 560 410 054 560 408 054 | |
| 2.0 CRDi | | | | | | 560 410 054 | |
| 2.0 CRDi 140 *  | | 570 901 076 | | | 570 500 076 | 560 410 054 | |
| CEE'D SW (ED) | 07 - 12 | | | | | | |
| 1.4 (77 kW)  | | 560 901 068 | | | 560 500 064 | 560 410 054 560 408 054 545 156 033 | |
| 1.4 (80 kW) *  | | 560 901 068 | | | 560 500 064 | 560 410 054 545 156 033 | 545 077 030 |
| 1.4 CVVT *  | | 560 901 068 | | | 570 500 076 | 560 410 054 560 408 054 | |
| 1.6 (85 kW) / 1.6 CVVT  | | 560 901 068 | | | 560 500 064 | 560 410 054 560 408 054 | |
| 1.6 (90 kW) *  | | 560 901 068 | | | 560 500 064 | 560 410 054 | |
| 1.6 CRDi 115 / 1.6 CRDi 128 *  | | 570 901 076 | | | 570 500 076 | 560 410 054 560 408 054 | |
| 1.6 CRDi 90 / 2.0 * | | | | | | 560 410 054 560 408 054 | |
| 2.0 CRDi 140 | | | | | | 570 412 063 | |
| PRO CEE'D (ED) | 08 - 13 | | | | | | |
| 1.4 / 1.4 CVVT / 1.6 *  | | 560 901 068 | | | 560 500 064 | 560 410 054 | |
| 1.6 CRDi 115 / 1.6 CRDi 90 / 2.0 CRDi 140 *  | | 570 901 076 | | | 570 500 076 | 570 412 063 | |
| 1.6 CRDi 128 / 2.0 *  | | 570 901 076 | | | 570 500 076 | 560 410 054 | |
| 1.6 CVVT *  | | 560 901 068 | | | | 560 410 054 | |
| 2.0 LPG | | | | | | 560 410 054 | |
| CEE'D (JD) | 12 → | | | | | | |
| 1.0 T-GDi  | | 560 901 068 | | | | | |



 FOR CARS WITH START/STOP (MUST REPLACE AGM WITH AGM, EFB WITH EFB)
 * PLEASE CHECK AS MORE THAN ONE DIFFERENT SIZE BATTERIES CAN BE FITTED DEPENDING ON: - ELECTRICAL OPTIONS
 - CLIMATE REGION
 - BUILD OE












|   |  | SILVER dynamic | | | BLUE dynamic | | BLACK dynamic |
|---|---|----------------------------|-------------|-----|--------------|----------------------------|---------------|
| | | AGM | SLI | Aux | EFB | SLI | SLI |
| KIA | | | | | | | |
| CEE'D (JD) | 12 → | | | | | | |
| 1.4 CRDi 90 *  | | 570 901 076 | | | 570 500 076 | 560 410 054 560 408 054 | |
| 1.4 CVVT  | | 560 901 068 | | | 560 500 064 | 560 410 054 560 408 054 | |
| 1.4 MPI  | | 560 901 068 | | | 560 500 064 | | |
| 1.6 CRDi 110 / 1.6 GDI / 1.6 GT *  | | 570 901 076 560 901 068 | | | | 560 410 054 560 408 054 | |
| 1.6 CRDi 115 / 1.6 CRDi 90 | | | | | | 570 412 063 | |
| 1.6 CRDi 128 *  | | 570 901 076 560 901 068 | | | 570 500 076 | 560 410 054 560 408 054 | |
| 1.6 CRDi 136  | | 570 901 076 | | | | 574 012 068 | |
| 1.6 CVVT (92 kW) *  | | 560 901 068 | | | | 560 410 054 | |
| 1.6 CVVT (96 kW) *  | | 570 901 076 560 901 068 | | | | 560 408 054 | |
| CEE'D Sportswagon (JD) | 12 → | | | | | | |
| 1.0 T-GDI *  | | 570 901 076 560 901 068 | | | | | |
| 1.4 CRDi 90 / 1.6 CRDi 110 / 1.6 CRDi 128 *  | | 570 901 076 560 901 068 | | | | 570 412 063 | |
| 1.4 CVVT *  | | 570 901 076 560 901 068 | | | 560 500 064 | 560 410 054 560 408 054 | |
| 1.4 MPI *  | | 570 901 076 560 901 068 | 554 400 053 | | | | |
| 1.6 CRDi 136  | | 570 901 076 | | | | 574 012 068 | |
| 1.6 CVVT *  | | 570 901 076 560 901 068 | | | | 560 408 054 | |
| 1.6 GDI *  | | 570 901 076 560 901 068 | | | | 560 410 054 560 408 054 | |
| PRO CEE'D (JD) | 13 → | | | | | | |
| 1.0 T-GDI / 1.6 CRDi 136  | | 570 901 076 | | | | | |
| 1.4 CRDi 90 | | | | | | 570 412 063 | |
| 1.4 CVVT *  | | 560 901 068 | | | 560 500 064 | 560 410 054 | |
| 1.4 MPI / 1.6 CVVT *  | | 570 901 076 560 901 068 | | | | | |
| 1.6 CRDi 110 / 1.6 GT *  | | 570 901 076 560 901 068 | | | | 560 410 054 | |
| 1.6 CRDi 128 *  | | 570 901 076 560 901 068 | | | | 570 412 063 | |
| 1.6 GDI *  | | 570 901 076 560 901 068 | | | 570 500 076 | 560 410 054 | |
| CERES | 90 - 00 | | | | | | |
| 2.2 D 4WD | | | | | | 595 404 083 | |
| CERATO Saloon (LD) | 04 - 09 | | | | | | |
| 1.5 CRDi / 1.6 CRDi / 2.0 CRDi | | | | | | 570 412 063 | |
| 1.6 / 2.0 / 2.0 | | | 563 400 061 | | | 560 408 054 | |
| CERATO Hatchback (LD) | 04 → | | | | | | |
| 1.5 CRDi / 1.6 CRDi / 2.0 CRDi | | | | | | 570 412 063 | |
| 1.6 / 2.0 | | | 563 400 061 | | | 560 408 054 | |
| CERATO II Saloon (TD) | 09 → | | | | | | |
| 1.6 / 1.6 CVVT / 2.0 | | | 563 400 061 | | | 560 408 054 | |
| CERATO KOUP (TD) | 09 → | | | | | | |
| 1.6 CVVT / 2.0 | | | 563 400 061 | | | 560 408 054 | |
| CERATO Saloon | 12 → | | | | | | |
| 1.6 16V Flex / 1.6 CVVT / 1.6 MPi / 2.0 CVVT / 2.0 MPi | | | 563 400 061 | | | 560 408 054 | |
| CERATO KOUP (YD) | 13 → | | | | | | |
| 2.0 GDi / 2.0 MPi | | | 563 400 061 | | | 560 408 054 | |
| CLARUS (K9A) | 96 - 01 | | | | | | |
| 1.8 i 16V / 2.0 i 16V | | | 563 400 061 | | | 560 408 054 | |
| CLARUS Estate (GC) | 98 → | | | | | | |
| 1.8 i 16V / 2.0 i 16V | | | 563 400 061 | | | 560 408 054 | |
| JOICE | 00 → | | | | | | |
| 2.0 | | | | | | 560 411 054 | |
| K2500 (SD) | 01 → | | | | | | |
| 2.5 CRDi | | | | | | 595 404 083 | |
| K2500 Pickup | 04 → | | | | | | |
| 2.5 CRDi | | | | | | 595 404 083 | |
| K2700 | 04 → | | | | | | |
| 2.7 D | | | | | | 595 404 083 | |
| MAGENTIS (GD, MS) | 01 → | | | | | | |
| 2.0 / 2.5 V6 | | | 563 400 061 | | | 560 408 054 | |

K

 FOR CARS WITH START/STOP (MUST REPLACE AGM WITH AGM, EFB WITH EFB)

* PLEASE CHECK AS MORE THAN ONE DIFFERENT SIZE BATTERIES CAN BE FITTED DEPENDING ON: - ELECTRICAL OPTIONS
- CLIMATE REGION
- BUILD OE














KIA

|   |  | SILVER dynamic | | | BLUE dynamic | | BLACK dynamic |
|---|---|----------------|-------------|-----|--------------|-------------|---------------|
| | | AGM | SLI | Aux | EFB | SLI | SLI |
| KIA | | | | | | | |
| MAGENTIS (MG) | 05 → | | | | | | |
| 2.0 | | | 563 400 061 | | | 560 408 054 | |
| 2.0 CRDi | | | | | | 570 412 063 | |
| 2.7 | | | 563 400 061 | | | 570 412 063 | |
| 2.7 V6 | | | | | | 560 408 054 | |
| 2.7 V6 | | | | | | 570 413 063 | |
| NIRO | 16 → | | | | | | |
| 1.6 GDI Hybrid * | | | | | | 552 400 047 | 545 413 040 |
| OPIRUS (GH) | 03 → | | | | | | |
| 3.5 / 3.8 V6 | | | | | | 595 405 083 | |
| OPTIMA | 10 → | | | | | | |
| 2.0 CVVL / 2.0 / 2.0 CVVT Hybrid / 2.4 (149/132/132 kW) / 2.4 Hybrid | | | | | | 560 410 054 | |
| 1.7 CRDi *  | | | 570 901 076 | | | 570 412 063 | |
| 2.4 (129 kW) * | | | | | 565 501 065 | 560 410 054 | |
| OPTIMA | 15 → | | | | | | |
| 1.7 CRDi / 2.0 / 2.0 CVVL / 2.0 T-GDi / 2.4 GDI | | | 580 901 080 | | | | |
| 2.0 GDI Hybrid * | | | | | 572 501 076 | 560 410 054 | |
| OPTIMA Sportswagon (JF) | 16 → | | | | | | |
| 1.7 CRDi / 2.0 CVVL / 2.0 T-GDi | | | 580 901 080 | | | | |
| PREGIO Box (TB) | 97 → | | | | | | |
| 2.5 Tci D / 2.7 D | | | | | | 595 404 083 | |
| PRIDE (DA) | 90 - 11 | | | | | | |
| 1.1 i / 1.3 16V | | | 554 400 053 | | | 552 400 047 | |
| 1.3 / 1.3 i | | | | | | 560 410 054 | |
| PRIDE Van (DA) | 92 - 99 | | | | | | |
| 1.3 16V | | | | | | 560 410 054 | |
| PRIDE Estate | 98 - 01 | | | | | | |
| 1.3 | | | | | | 560 410 054 | |
| PICANTO (SA) | 04 → | | | | | | |
| 1.0 (45 kW) * | | | | | | 540 126 033 | |
| 1.0 (46 kW) / 1.1 / 1.1 | | | | | | 540 125 033 | |
| 1.1 CRDi * | | | | | | 560 410 054 | |
| 1.1 CRDi * | | | | | | 540 125 033 | |
| PICANTO (TA) | 11 → | | | | | | |
| 1.0 (51 kW) *  | | | 560 901 068 | | 560 500 064 | 540 126 033 | |
| 1.0 (49 kW) / 1.0 LPG / 1.2 (64 kW) *  | | | 560 901 068 | | | 540 125 033 | |
| 1.0 Bi-Fuel / 1.2 (63 kW) *  | | | 560 901 068 | | 560 500 064 | 540 125 033 | |
| QUORIS | 12 → | | | | | | |
| 3.8 / 3.8 GDI / 5.0 GDI | | | 600 402 083 | | | 595 402 080 | |
| RETONA (CE) | 99 → | | | | | | |
| 2.0 16V | | | | | | 560 410 054 | |
| 2.0 TD | | | | | | 595 404 083 | |
| RIO Saloon (DC_) | 00 - 05 | | | | | | |
| 1.3 / 1.5 16V | | | | | | 560 410 054 | |
| RIO Estate (DC) | 00 - 05 | | | | | | |
| 1.3 / 1.5 16V | | | | | | 560 410 054 | |
| RIO II (JB) | 05 → | | | | | | |
| 1.4 16V / 1.6 CVVT * | | | | | | 560 410 054 | |
| 1.4 16V | | | | | | 552 400 047 | |
| 1.5 CRDi * | | | | | | 570 412 063 | |
| 1.5 CRDi * | | | | | | 560 410 054 | |
| RIO II Saloon (JB) | 05 → | | | | | | |
| 1.4 16V / 1.6 16V * | | | | | | 560 410 054 | |
| 1.4 16V | | | | | | 552 400 047 | |
| 1.5 CRDi | | | | | | 560 410 054 | |
| RIO III (UB) | 11 → | | | | | | |
| 1.1 CRDi / 1.2 / 1.25 / 1.25 CVVT (63 kW) / 1.25 LPG / 1.4 CVVT (78 kW) *  | | | 560 901 068 | | 560 500 064 | 560 410 054 | |
| 1.25 CVVT (65 kW) | | | 560 901 068 | | 560 500 064 | | |
| 1.2 CVVT / 1.4 CVVT (79/80 kW) *  | | | 560 901 068 | | | 560 410 054 | |
| 1.4 CRDi *  | | | 570 901 076 | | | 560 410 054 | |
| 1.4 CRDi * | | | 560 901 068 | | | | |
| 1.6 CVVT | | | | | | 560 410 054 | |
| RIO III Saloon (UB) | 10 → | | | | | | |
| 1.25 CVVT / 1.4 CVVT (80 kW) / 1.6 CVVT | | | | | | 560 410 054 | |
| 1.2 CVVT *  | | | 560 901 068 | | 560 500 064 | 560 410 054 | |
| 1.4 CVVT (79 kW) * | | | | | 565 501 065 | 560 410 054 | |



 FOR CARS WITH START/STOP (MUST REPLACE AGM WITH AGM, EFB WITH EFB)








* PLEASE CHECK AS MORE THAN ONE DIFFERENT SIZE BATTERIES CAN BE FITTED DEPENDING ON: - ELECTRICAL OPTIONS
- CLIMATE REGION
- BUILD OE

|   |  | SILVER dynamic | | | BLUE dynamic | | BLACK dynamic |
|---|---|----------------|-------------|-----|--------------|-------------|---------------|
| | | AGM | SLI | Aux | EFB | SLI | SLI |
| KIA | | | | | | | |
| RIO IV (YB, SC) | 17 → | | | | | | |
| 1.0 T-GDI 100 / 1.0 T-GDI 120 / 1.25 / 1.4 / 1.4 CRDi 77 / 1.4 CRDi 90  | | 560 901 068 | | | | | |
| ROADSTER | 99 → | | | | | | |
| 1.8 | | | 563 400 061 | | | 560 408 054 | |
| SEPHIA (FA) | 95 - 97 | | | | | | |
| 1.5 i / 1.6 i / 1.8 i 16V | | | | | | 560 411 054 | |
| SEPHIA Saloon (FA) | 92 - 01 | | | | | | |
| 1.5 i / 1.6 i / 1.8 i 16V | | | | | | 560 411 054 | |
| SHUMA (FB) | 96 - 01 | | | | | | |
| 1.5 i 16V / 1.8 i 16V | | | 563 401 061 | | | 560 127 054 | |
| 1.6 | | | 563 400 061 | | | 560 408 054 | |
| SHUMA Saloon (FB) | 96 - 01 | | | | | | |
| 1.5 | | | 563 401 061 | | | 560 127 054 | 556 401 048 |
| 1.5 i 16V | | | 563 401 061 | | | 560 127 054 | |
| SHUMA II (FB) | 01 - 04 | | | | | | |
| 1.6 / 1.8 (81 kW) | | | 563 400 061 | | | 560 408 054 | |
| 1.8 (84 kW) | | | 563 401 061 | | | 560 127 054 | |
| SHUMA II Saloon (FB) | 01 - 04 | | | | | | |
| 1.6 | | | 563 401 061 | | | 560 127 054 | |
| SORENTO I (JC) | 02 → | | | | | | |
| 2.4 / 3.3 V6 4WD / 3.3 V6 4WD | | | | | | 570 412 063 | |
| 2.5 CRDi (125 kW) | | | | | | 595 405 083 | |
| 2.5 CRDi (103 kW) * | | | | | | 595 405 083 | |
| | | | | | | 595 404 083 | |
| 3.3 V6 / 3.5 V6 4WD / 3.5 V6 4WD | | | | | | 570 413 063 | |
| SORENTO II (XM) | 09 → | | | | | | |
| 2.0 CRDi / 2.0 CRDi 4WD / 2.2 CRDi / 2.2 CRDi 4WD | | | | | | 595 404 083 | |
| 2.4 CVVT (128 kW) / 2.4 CVVT 4WD (128 kW) / 2.4 CVVT 4WD (128 kW) | | | | | | 570 413 063 | |
| 2.4 CVVT (141 kW) / 2.4 CVVT 4WD (141 kW) / 2.4 GDI / 2.4 GDI 4WD | | | | | | 570 412 063 | |
| 3.5 / 3.5 4WD * | | | | | 572 501 076 | 570 412 063 | |
| SORENTO III (UM) | 15 → | | | | | | |
| 2.0 GDI 4WD / 2.2 CRDi / 2.2 CRDi 4WD / 2.2 CRDi 4WD / 2.4 / 2.4 4WD / 2.4 GDI / 2.4 GDI 4WD / 3.3 / 3.3 4WD * | | 595 901 085 | | | | 595 404 083 | |
| SOUL (AM) | 09 → | | | | | | |
| 1.6 CRDi 115 / 1.6 CRDi 128 | | | 563 400 061 | | | 570 412 063 | |
| | | | | | | 560 408 054 | |
| 1.6 CVVT (77 kW) | | | 561 400 060 | | | 560 409 054 | |
| 1.6 CVVT (95 kW) / 1.6 GDI | | | 554 400 053 | | | 552 400 047 | |
| SOUL II (PS) | 14 → | | | | | | |
| 1.6 CRDi 128 | | | 563 400 061 | | | 560 408 054 | |
| 1.6 CRDi 136  | | 570 901 076 | | | | | |
| 1.6 CVVT / 2.0 CVVT * | | 570 901 076 | | | | 552 400 047 | |
| 1.6 GDI | | | 554 400 053 | | | 552 400 047 | |
| 1.6 TGDI *  | | 570 901 076 | | | | | |
| | | 560 901 068 | | | | | |
| SPORTAGE (K00) | 94 - 04 | | | | | | |
| 2.0 / 2.0 4WD / 2.0 i 16V / 2.0 i 16V 4WD / 2.0 i 16V 4WD | | | 563 401 061 | | | 560 127 054 | |
| 2.0 i 4WD | | | 563 401 061 | | | 560 127 054 | 556 401 048 |
| 2.0 TD 4WD | | | | | | 570 413 063 | |
| SPORTAGE (JE_, KM_) | 04 → | | | | | | |
| 2.0 16V 4WD / 2.0 i 16V * | | | | | | 560 410 054 | |
| | | | | | | 560 408 054 | |
| 2.0 CRDi / 2.0 CRDi 4WD | | | | | | 595 404 083 | |
| 2.7 V6 4WD | | | | | | 570 412 063 | |
| SPORTAGE (SL) | 09 → | | | | | | |
| 1.6 GDI *  | | 570 901 076 | | | 570 500 076 | 560 410 054 | |
| 1.7 CRDi  | | 580 901 080 | | | | | |
| 2.0 CRDi / 2.0 CRDi AWD * | | 560 901 068 | | | | 595 405 083 | |
| | | | | | | 595 404 083 | |
| 2.0 CVVT / 2.0 CVVT AWD / 2.0 CVVT AWD * | | | | | | 560 410 054 | |
| | | | | | | 560 408 054 | |
| 2.0 GDI / 2.0 GDI AWD | | | | | | 560 410 054 | |
| SPORTAGE (QL, QLE) | 15 → | | | | | | |
| 1.6 GDI / 1.6 GDI AWD  | | 570 901 076 | | | | | |
| 1.7 CRDi  | | 580 901 080 | | | | | |
| 2.0 / 2.0 AWD / 2.0 CRDi AWD (131 kW)  | | 560 901 068 | | | | | |
| 2.0 CRDi / 2.0 CRDi AWD (100 kW) *  | | 580 901 080 | | | | 595 404 083 | |
| 2.0 CRDi AWD (136 kW) / 2.4 GDI AWD *  | | 580 901 080 | | | | 595 404 083 | |
| | | 560 901 068 | | | | | |

 FOR CARS WITH START/STOP (MUST REPLACE AGM WITH AGM, EFB WITH EFB)

* PLEASE CHECK AS MORE THAN ONE DIFFERENT SIZE BATTERIES CAN BE FITTED DEPENDING ON: - ELECTRICAL OPTIONS
- CLIMATE REGION
- BUILD OE





KIA > LADA

|   |  | SILVER dynamic | | | BLUE dynamic | | BLACK dynamic |
|---|---|----------------|-------------|-----|--------------|-------------|---------------|
| | | AGM | SLI | Aux | EFB | SLI | SLI |
| KIA | | | | | | | |
| VENGA (YN) | 10 → | | | | | | |
| 1.4 CRDi 75 / 1.4 CRDi 90  | | 570 901 076 | 577 400 078 | | 570 500 076 | 574 012 068 | |
| 1.4 CVVT / 1.6 CVVT  | | 560 901 068 | 563 400 061 | | 560 500 064 | 560 408 054 | |
| 1.4 LPG  | | 560 901 068 | | | | | |
| 1.6 CRDi 115 / 1.6 CRDi 128 *  | | 570 901 076 | 577 400 078 | | | 574 012 068 | |
| | | 560 901 068 | | | | | |
| KTM | | | | | | | |
| X-Bow Convertible | 08 → | | | | | | |
| 2.0 / 2.0 GT / 2.0 R | | 560 901 068 | 563 400 061 | | | 560 408 054 | |
| LADA | | | | | | | |
| 110 (2110) | 95 - 12 | | | | | | |
| 1.5 / 1.5 16V / 1.6 / 2.0 i / Wankel | | | 563 401 061 | | | 560 127 054 | 556 401 048 |
| 111 (2111) | 95 → | | | | | | |
| 1.5 / 1.5 16V / 1.6 | | | 563 401 061 | | | 560 127 054 | 556 401 048 |
| 112 (2112) | 95 - 11 | | | | | | |
| 1.5 / 1.5 16V / 1.6 | | | 563 401 061 | | | 560 127 054 | 556 401 048 |
| 1200-1500 Estate | 73 → | | | | | | |
| 1200 / 1300 / 1500 | | | 563 401 061 | | | 560 127 054 | 556 401 048 |
| 1200-1600 | 70 - 05 | | | | | | |
| 1200 L/S / 1300 / 1500 N/S / 1500 / 1600 / 1600 N/L | | | 563 401 061 | | | 560 127 054 | 556 401 048 |
| GRANTA (2190) | 11 → | | | | | | |
| 1.6 (64 kW) | | | 563 401 061 | | | 560 127 054 | 556 401 048 |
| 1.6 (78 kW) / 1.6 Sport | | | 563 401 061 | | | 560 127 054 | |
| GRANTA (2349) Pickup | 11 → | | | | | | |
| 1.6 | | | 563 401 061 | | | 560 127 054 | |
| KALINA Hatchback (1119) | 04 - 13 | | | | | | |
| 1.4 16V / 1.4 16V LPG / 1.6 | | | 563 401 061 | | | 560 127 054 | 556 401 048 |
| KALINA Saloon (1118) | 04 → | | | | | | |
| 1.4 16V / 1.4 16V LPG / 1.6 | | | 563 401 061 | | | 560 127 054 | 556 401 048 |
| KALINA Estate (1117) | 04 → | | | | | | |
| 1.4 16V / 1.4 16V LPG / 1.6 | | | 563 401 061 | | | 560 127 054 | 556 401 048 |
| EL | | | 563 401 061 | | | 560 127 054 | |
| KALINA Hatchback (2192) | 13 → | | | | | | |
| 1.6 (64 kW) | | | 563 401 061 | | | 560 127 054 | 556 401 048 |
| 1.6 (78 kW) | | | 563 401 061 | | | 560 127 054 | |
| KALINA Estate (2194) | 13 → | | | | | | |
| 1.6 (64 kW) | | | 563 401 061 | | | 560 127 054 | 556 401 048 |
| 1.6 (78 kW) | | | 563 401 061 | | | 560 127 054 | |
| LARGUS Estate | 12 → | | | | | | |
| 1.6 | | | 563 401 061 | | | 560 127 054 | 556 401 048 |
| LARGUS Box | 12 → | | | | | | |
| 1.6 | | | 554 400 053 | | | 552 400 047 | 545 412 040 |
| NADESCHDA (2120) | 97 - 06 | | | | | | |
| 1.7 / 1.7 i / 1.8 / 1.8 i | | | 563 401 061 | | | 560 127 054 | 556 401 048 |
| NIVA Closed Off-Road Vehicle (2121, 2131) | 76 → | | | | | | |
| 1600 4x4 / 1600 / 1700 i / 1700 i 4x4 / 1700 i 4x4 / 1700 i / 1900 Diesel | | | 563 401 061 | | | 560 127 054 | 556 401 048 |
| NIVA II (2123) | 02 → | | | | | | |
| 1.7 / 1.7 LPG | | | 563 401 061 | | | 560 127 054 | 556 401 048 |
| NOVA (2105) | 81 - 12 | | | | | | |
| 1200 Junior/L / 1300 Spezial/L / 1500 / 1500 Special / 1500 S / 1600 / 1600 / 1700 i Classic | | | 563 401 061 | | | 560 127 054 | 556 401 048 |
| NOVA Estate (2104) | 84 - 12 | | | | | | |
| 1300 / 1500 / 1.5 1500 / 1700 | | | 563 401 061 | | | 560 127 054 | 556 401 048 |
| OKA (1111_) | 88 - 08 | | | | | | |
| 0.8 | | | | | | 540 126 033 | |
| PRIORA Hatchback (2172) | 08 → | | | | | | |
| 1.6 (60 kW) / 1.6 LPG | | | 563 401 061 | | | 560 127 054 | 556 401 048 |
| 1.6 (78 kW) | | | 563 401 061 | | | 560 127 054 | |
| PRIORA Saloon (2170) | 07 → | | | | | | |
| 1.6 (60 kW) / 1.6 LPG | | | 563 401 061 | | | 560 127 054 | 556 401 048 |
| 1.6 (78 kW) | | | 563 401 061 | | | 560 127 054 | |
| PRIORA Estate (2171) | 09 → | | | | | | |
| 1.6 (72 kW) | | | 563 401 061 | | | 560 127 054 | 556 401 048 |
| 1.6 (78 kW) | | | 563 401 061 | | | 560 127 054 | |



 FOR CARS WITH START/STOP (MUST REPLACE AGM WITH AGM, EFB WITH EFB)








* PLEASE CHECK AS MORE THAN ONE DIFFERENT SIZE BATTERIES CAN BE FITTED DEPENDING ON: - ELECTRICAL OPTIONS
- CLIMATE REGION
- BUILD OE

|   |  | SILVER dynamic | | | BLUE dynamic | | BLACK dynamic |
|---|---|-------------------|-------------|-----|-----------------|----------------------------|------------------|
| | | AGM | SLI | Aux | EFB | SLI | SLI |
| LADA | | | | | | | |
| SAMARA (2108, 2109, 2115, 2113, 2114) | 86 - 13 | | | | | | |
| 1100 / 1300 / 1500 / 1.5 / 1500 | | | 563 401 061 | | | 560 127 054 | 556 401 048 |
| SAMARA Saloon (21099, 2115) | 87 - 12 | | | | | | |
| 1100 / 1300 / 1.5 / 1500 | | | 563 401 061 | | | 560 127 054 | 556 401 048 |
| TOSCANA (2107) | 82 - 12 | | | | | | |
| 1300 / 1500 | | | 563 401 061 | | | 560 127 054 | 556 401 048 |
| VESTA | 15 → | | | | | | |
| 1.6 | | | 563 401 061 | | | 560 127 054 | |
| XRAY | 16 → | | | | | | |
| 1.6 / 1.8 | | | 563 401 061 | | | 560 127 054 | |
| LAMBORGHINI | | | | | | | |
| AVENTADOR Coupe | 11 → | | | | | | |
| 5.2 LP 560-4 / 6.5 LP 700-4 AWD / 6.5 LP 720-4 AWD / 6.5 LP 750-4 AWD | | 570 901 076 | | | | | |
| AVENTADOR Convertible | 13 → | | | | | | |
| 6.5 LP 700-4 AWD / 6.5 LP 700-4 SV AWD | | 570 901 076 | | | | | |
| CENTENARIO | 16 → | | | | | | |
| 6.5 LP 770-4 | | 570 901 076 | | | | | |
| COUNTACH | 74 - 91 | | | | | | |
| LP400 / LP500 S / S Quattrovalvole | | | | | | 574 013 068 | |
| DIABLO | 90 → | | | | | | |
| 5.7 / 6.0 / 6.0 VT / GT 2 / GT 5.9 / SE / SV / VT All-wheel Drive / VT / VT All-wheel Drive | | 570 901 076 | 577 400 078 | | | 574 012 068 | |
| DIABLO Roadster | 95 - 00 | | | | | | |
| 5.7 / VT 5.7 All-wheel Drive | | 570 901 076 | 577 400 078 | | | 574 012 068 | |
| ESPADA | 68 - 81 | | | | | | |
| 400 GT | | 570 901 076 | 577 400 078 | | | 574 012 068 | |
| GALLARDO | 03 → | | | | | | |
| 5.0 / 5.0 Superleggera / 5.2 LP560-4 | | 595 901 085 | 600 402 083 | | | 595 402 080 | |
| 5.2 AWD | | 570 901 076 | 577 400 078 | | | | |
| GALLARDO SPYDER | 05 → | | | | | | |
| 5.0 / 5.2 / 5.2 AWD / 5.2 LP560-4 / 5.2 AWD | | 595 901 085 | 600 402 083 | | | 595 402 080 | |
| HURACÁN | 14 → | | | | | | |
| 5.2 LP 580-2 / 5.2 LP 610-4  | | 580 901 080 | | | | | |
| JALPA | 82 - 87 | | | | | | |
| P 350 | | | | | | 560 411 054 | |
| LM-001 | 80 - 83 | | | | | | |
| 4.8 | | 595 901 085 | 600 402 083 | | | 595 402 080 | |
| LM-002 | 83 - 92 | | | | | | |
| 4.8 / 5.2 | | 595 901 085 | 600 402 083 | | | 595 402 080 | |
| MURCIÉLAGO | 01 → | | | | | | |
| 6.2 / LP 640 / LP670-4 | | 570 901 076 | 577 400 078 | | | 574 012 068 | |
| MURCIÉLAGO Roadster | 04 → | | | | | | |
| 6.2 / 6.5 LP 640 | | 570 901 076 | 577 400 078 | | | 574 012 068 | |
| URRACO | 74 - 81 | | | | | | |
| P200 / P250 / P300 | | | | | | 570 413 063 | |
| LANCIA | | | | | | | |
| A 112 | 78 - 86 | | | | | | |
| 0.9 Junior / 1.0 Abarth / 1.0 LX * | | | 554 400 053 | | | 544 401 042 | 545 413 040 |
| BETA (828_) | 73 - 82 | | | | | | |
| 1300 / 1600 / 2000 * | | | 563 401 061 | | | 560 127 054 | 545 413 040 |
| BETA Coupe (828_) | 74 - 84 | | | | | | |
| 1300 / 1600 / 2000 / 2000 i.e. / 2000 VX | | | | | | | 540 406 034 |
| BETA H.P.E. (828_) | 76 - 84 | | | | | | |
| 1600 / 2000 / 2000 i.e. / 2000 Volumex | | | | | | | 540 406 034 |
| BETA MONTE CARLO (137_) | 75 - 83 | | | | | | |
| 2.0 * | | | 563 401 061 | | | 560 127 054 | 545 413 040 |
| BETA Spider (828_) | 76 - 86 | | | | | | |
| 1600 / 2000 | | | | | | | 540 406 034 |
| DEDRA (835_) | 89 - 99 | | | | | | |
| 1.6 16V / 1.6 LE Cat / 1.8 16V LE / 1.8 GT 16V / 1.8 i.e. / 2.0 16V / 2.0 HF Integrale / 2.0 i.e. / 2.0 i.e. Turbo / 2.0 i.e. Turbo Integrale / 2.0 Turbo | | | 563 400 061 | | | 560 408 054 | 556 400 048 |
| 1.6 i.e. | | | 554 400 053 | | | 552 400 047 544 401 042 | |
| 1.9 TDS | | | 577 400 078 | | | 574 012 068 | 570 409 064 |

 FOR CARS WITH START/STOP (MUST REPLACE AGM WITH AGM, EFB WITH EFB)

* PLEASE CHECK AS MORE THAN ONE DIFFERENT SIZE BATTERIES CAN BE FITTED DEPENDING ON: - ELECTRICAL OPTIONS
- CLIMATE REGION
- BUILD OE







LANCIA

|   |  | SILVER dynamic | | | BLUE dynamic | | BLACK dynamic |
|---|---|----------------|-------------|-------------|--------------|----------------------------|---------------|
| | | AGM | SLI | Aux | EFB | SLI | SLI |
| LANCIA | | | | | | | |
| DEDRA SW (835) | 94 - 99 | | | | | | |
| 1.6 16V / 1.6 / 1.8 16V LE / 1.8 GT 16V / 1.8 i.e. / 2.0 16V / 2.0 Integrale | | | 563 400 061 | | | 560 408 054 | 556 400 048 |
| 1.9 TDS | | | 577 400 078 | | | 574 012 068 | 570 409 064 |
| DELTA I (831) | 79 - 94 | | | | | | |
| 1.1 / 1.3 / 1.5 / 1.6 GT / 1.6 GT i.e. / 1.6 HF Turbo | | | | | | | 545 413 040 |
| 1.8 S4 / 2.0 16V HF Evo Integrale / 2.0 16V HF Integrale / 2.0 HF Integrale | | | 563 401 061 | | | 560 127 054 | 556 401 048 |
| 1.9 Turbo DS | | | 577 400 078 | | | 574 012 068 | 570 409 064 |
| DELTA II (836) | 93 - 99 | | | | | | |
| 1.4 i.e. / 1.6 i.e. (55 kW) | | | 554 400 053 | | | 552 400 047 544 401 042 | |
| 1.6 i.e. 16V / 1.6 i.e. (66 kW) | | | 554 400 053 | | | 552 400 047 | |
| 1.8 i.e. 16V / 1.8 i.e. 16V GT / 1.8 i.e. / 2.0 16V / 2.0 16V Turbo * | | | 563 400 061 | | | 560 408 054 | 545 412 040 |
| 1.9 TD | | | 577 400 078 | | | 574 012 068 | |
| DELTA III (844) | 08 - 14 | | | | | | |
| 1.4 | | | 554 400 053 | | | | |
| 1.4 16V *  | | 560 901 068 | 554 400 053 | | 560 500 064 | | |
| 1.4 Bifuel / 1.6 D Multijet / 1.8 | | | 563 400 061 | | | 560 408 054 | |
| 1.9 D Multijet / 2.0 D Multijet | | | 577 400 078 | | | 574 012 068 | |
| FLAVIA Convertible (JS) | 12 - 14 | | | | | | |
| 2.4 | | | 563 401 061 | | | 560 127 054 | |
| GAMMA (830) | 78 - 86 | | | | | | |
| 2500 | | | 563 401 061 | | | 560 127 054 | 556 401 048 |
| GAMMA Coupe (830) | 77 - 86 | | | | | | |
| 2500 | | | 563 401 061 | | | 560 127 054 | 556 401 048 |
| KAPPA (838) | 94 - 01 | | | | | | |
| 2.0 16V Turbo / 2.0 20V / 2.0 20V Turbo / 2.4 20V / 3.0 24V | | | 561 400 060 | | | 560 409 054 | |
| 2.4 JTD / 2.4 T.DS | | | 577 400 078 | | | 574 012 068 | |
| KAPPA Coupe (838) | 96 - 01 | | | | | | |
| 2.0 16V Turbo / 2.0 20V | | | 563 400 061 | | | 560 408 054 | |
| 2.0 20V Turbo / 2.4 20V / 3.0 24V | | | 561 400 060 | | | 560 409 054 | |
| KAPPA SW (838) | 96 - 01 | | | | | | |
| 2.0 16V Turbo | | | 563 400 061 | | | 560 408 054 | |
| 2.0 20V / 2.0 20V Turbo / 2.4 20V / 3.0 24V | | | 561 400 060 | | | 560 409 054 | |
| 2.4 JTD / 2.4 T.DS | | | 577 400 078 | | | 574 012 068 | |
| LYBRA (839) | 99 - 05 | | | | | | |
| 1.6 / 1.6 16V / 1.8 16V / 2.0 20V | | | 563 400 061 | | | 560 408 054 | |
| 1.9 JTD / 2.4 JTD (99/103 kW) | | | 577 400 078 | | | 574 012 068 | |
| 2.4 20V / 2.4 JTD (110 kW) | | 560 901 068 | 563 400 061 | | | 560 408 054 | |
| LYBRA SW (839) | 99 - 05 | | | | | | |
| 1.6 / 1.6 16V / 1.8 16V / 2.0 20V | | | 563 400 061 | | | 560 408 054 | |
| 1.9 JTD / 2.4 JTD | | | 577 400 078 | | | 574 012 068 | |
| MUSA (350) | 04 - 12 | | | | | | |
| 1.3 D Multijet (51 kW) / 1.4 (57/66 kW) | | | 554 400 053 | | | | |
| 1.3 D Multijet (66 kW) / 1.4 (70 kW) *  | | 560 901 068 | 554 400 053 | | 560 500 064 | | |
| 1.3 D Multijet (70 kW) / 1.4 LPG  | | 560 901 068 | | | 560 500 064 | | |
| 1.6 D Multijet (85 kW) | | | 560 901 068 | 563 400 061 | | 560 408 054 | |
| 1.6 D Multijet (88 kW) *  | | | 570 901 076 | 563 400 061 | 570 500 076 | 560 408 054 | |
| 1.9 D Multijet | | | 563 400 061 | | | 560 408 054 | |
| PHEDRA (179) | 02 - 10 | | | | | | |
| 2.0 / 2.0 D Multijet / 2.0 JTD / 2.2 D Multijet / 2.2 JTD / 3.0 V6 | | | 574 402 075 | | | 572 409 068 | |
| PRISMA (831) | 83 - 92 | | | | | | |
| 1.3 / 1.5 / 1.6 / 1.6 i.e. / 1.6 i.e. Super * | | | 554 400 053 | | | 552 400 047 | 540 406 034 |
| 1.9 Diesel / 1.9 Turbo Diesel | | | 577 400 078 | | | 574 012 068 | 570 409 064 |
| 2.0 i.e. All-wheel Drive | | | 563 400 061 | | | 560 408 054 | 556 400 048 |
| THEMA (834) | 84 - 94 | | | | | | |
| 2000 16V / 2000 16V Turbo / 2000 i.e. / 2000 i.e. 16V / 2000 i.e. 16V Turbo / 2000 i.e. / 2000 i.e. Turbo / 2000 i.e. Turbo / 2850 V6 i.e. / 3000 V6 / 8.32 | | | 563 400 061 | | | 560 408 054 | 556 400 048 |
| 2500 Turbo D / 2500 Turbo DS | | | 577 400 078 | | | 574 012 068 | 570 409 064 |
| THEMA SW (834) | 87 - 94 | | | | | | |
| 2000 16V / 2000 i.e. 16V / 2000 i.e. 16V Turbo / 2000 Turbo / 2000 Turbo 16V / 3000 V6 * | | | 563 400 061 | | | 560 408 054 | 553 401 050 |
| 2500 Turbo DS | | | 577 400 078 | | | 574 012 068 | 570 409 064 |
| THEMA (LX) | 11 → | | | | | | |
| 3.0 D / 3.6 / 3.6 4WD | | 595 901 085 | 600 402 083 | | | | |














 FOR CARS WITH START/STOP (MUST REPLACE AGM WITH AGM, EFB WITH EFB)

* PLEASE CHECK AS MORE THAN ONE DIFFERENT SIZE BATTERIES CAN BE FITTED DEPENDING ON: - ELECTRICAL OPTIONS
- CLIMATE REGION
- BUILD OE

|   |  | SILVER dynamic | | | BLUE dynamic | | BLACK dynamic |
|---|---|----------------|----------------------------|-----|--------------|----------------------------|---------------|
| | | AGM | SLI | Aux | EFB | SLI | SLI |
| LANCIA | | | | | | | |
| THEISIS (841_) | 02 - 09 | | | | | | |
| 2.0 Turbo / 2.4 / 2.4 D Multijet / 2.4 JTD / 3.0 V6 / 3.2 V6 | | 595 901 085 | 600 402 083 | | | | |
| TREVI (828_) | 80 - 87 | | | | | | |
| 1600 / 2000 i.e. / 2000 Volumex | | | | | | | 545 413 040 |
| VOYAGER MPV (404_) | 11 - 14 | | | | | | |
| 2.8 CRD | | | | | | 574 013 068 | |
| 3.6 V6 (208 kW) | | | 577 400 078 | | | 574 012 068 | |
| 3.6 V6 (203 kW) | | | 585 200 080 | | | 580 406 074 | |
| Y10 (156_) | 85 - 95 | | | | | | |
| 1.0 / 1.0 Fire / 1.0 Fire All-wheel Drive / 1.0 Fire All-wheel Drive / 1.0 Fire Catalytic-Conv / 1.0 Turbo / 1.1 Fire / 1.1 Fire All-wheel Drive / 1.1 i.e Fire / 1.1 i.e. Fire / 1.1 i.e Fire All-wheel Drive / 1.1 i.e. Fire All-wheel Drive / 1.3 i.e. * | | | 554 400 053 | | | 552 400 047 | 540 406 034 |
| Y (840_) | 95 - 03 | | | | | | |
| 1.1 / 1.2 16V / 1.2 / 1.4 12V | | | | | | 544 401 042 | 540 406 034 |
| YPSILON (843_) | 03 - 11 | | | | | | |
| 1.2 (51 kW) / 1.4 LPG | | 560 901 068 | | | 560 500 064 | | |
| 1.2 (44 kW) / 1.4 / 1.4 16V | | | | | | 544 401 042 | |
| 1.3 D Multijet / 1.3 JTD * | | | 554 400 053 552 401 052 | | | 544 402 044 | |
| YPSILON (312_) | 11 → | | | | | | |
| 0.9 CNG / 0.9 TwinAir / 1.2 / 1.2 Bifuel / 1.3 D Multijet  | | 560 901 068 | | | 560 500 064 | | |
| ZETA (22_) | 95 - 02 | | | | | | |
| 2.0 16V | | | 561 400 060 | | | 560 409 054 | |
| 2.0 JTD / 2.0 JTD 16V / 2.0 Turbo / 2.1 TD | | 560 901 068 | 563 400 061 | | | 560 408 054 | |
| LAND ROVER | | | | | | | |
| 88/109 (LR) | 61 - 86 | | | | | | |
| 2.3 4x4 / 3.5 4x4 | | | | | | 570 413 063 | |
| 2.3 D 4x4 | | | | | | 595 405 083 | |
| 88/109 Hardtop (LR) | 63 - 86 | | | | | | |
| 2.3 4x4 | | | | | | 570 413 063 | |
| 2.3 D 4x4 | | | | | | 595 405 083 | |
| 90 (LDV) | 84 - 90 | | | | | | |
| 2.3 4x4 / 2.5 4x4 / 3.5 4x4 | | | | | | 570 413 063 | |
| 110/127 (LDH) | 83 - 90 | | | | | | |
| 2.3 D 4x4 / 2.5 4x4 / 2.5 D 4x4 / 2.5 TD 4x4 / 3.5 4x4 | | | | | | 570 413 063 | |
| DEFENDER Station Wagon (L316) | 90 - 16 | | | | | | |
| 2.2 Td4 4x4 (90 kW) | | 595 901 085 | | | | 595 402 080 570 413 063 | |
| 2.2 Td4 4x4 (110 kW) | | 595 901 085 | | | | | |
| 2.4 Td4 4x4 | | 595 901 085 | | | | 595 402 080 | |
| 2.5 4x4 / 2.5 D 4x4 / 2.5 TDI 4x4 / 3.5 4x4 | | | | | | 570 413 063 | |
| DEFENDER Cabrio (L316) | 90 - 16 | | | | | | |
| 2.2 Td4 4x4 | | 595 901 085 | | | | 595 402 080 570 413 063 | |
| 2.4 Td4 4x4 | | 595 901 085 | | | | 595 402 080 | |
| 2.5 TDI 4x4 / 3.5 4x4 | | | | | | 570 413 063 | |
| DEFENDER Pickup (L316) | 95 - 16 | | | | | | |
| 2.2 Td4 4x4 | | 595 901 085 | | | | 595 402 080 570 413 063 | |
| 2.4 Td4 4x4 | | 595 901 085 | | | | 595 402 080 | |
| DEFENDER Platform/Chassis (L316) | 90 - 16 | | | | | | |
| 2.2 Td4 4x4 | | 595 901 085 | | | | 595 402 080 570 413 063 | |
| DISCOVERY I (LJ) | 89 - 98 | | | | | | |
| 2.0 16 V 4x4 / 2.5 TDI 4x4 / 3.5 4x4 / 4.0 4x4 | | | | | | 570 413 063 | |
| DISCOVERY II (L318) | 98 - 04 | | | | | | |
| 4.0 V8 4x4 | | | | | | 570 413 063 | |
| DISCOVERY III (L319) | 04 - 09 | | | | | | |
| 2.7 TD 4x4 | | 595 901 085 | | | | 595 402 080 | |
| 4.0 4x4 / 4.0 V6 4x4 | | 595 901 085 | 600 402 083 | | | 595 402 080 | |
| 4.4 4x4 | | 595 901 085 | 600 402 083 | | | | |
| DISCOVERY IV (L319) | 09 → | | | | | | |
| 2.7 TD 4x4 / 3.0 SDV6 4x4 / 3.0 SDV6 4x4 | | 595 901 085 | | | | 595 402 080 | |
| 3.0 4x4 / 3.0 TD 4x4 (183 kW)  | | 595 901 085 | | | | | |
| 3.0 TD 4x4 (155 kW) / 4.0 4x4 / 4.0 4x4  | | 595 901 085 | 600 402 083 | | | 595 402 080 | |
| 5.0 V8 4x4 | | 595 901 085 | 600 402 083 | | | | |

△ FOR CARS WITH START/STOP (MUST REPLACE AGM WITH AGM, EFB WITH EFB)
 * PLEASE CHECK AS MORE THAN ONE DIFFERENT SIZE BATTERIES CAN BE FITTED DEPENDING ON: - ELECTRICAL OPTIONS
 - CLIMATE REGION
 - BUILD OE




LAND ROVER > LDV

|   |  | SILVER dynamic | | | BLUE dynamic | | BLACK dynamic |
|---|---|----------------------------|----------------------------|-----|--------------|-------------|---------------|
| | | AGM | SLI | Aux | EFB | SLI | SLI |
| LAND ROVER | | | | | | | |
| DISCOVERY V (L462) | 16 → | | | | | | |
| 2.0 D 4x4 / 3.0 4x4 / 3.0 D 4x4  | | 595 901 085 | | | | | |
| DISCOVERY SPORT (L550) | 14 → | | | | | | |
| 2.0 4x4 / 2.0 D / 2.0 D 4x4 / 2.2 D 4x4 / 2.0 D 4x4  | | 580 901 080 | | | | | |
| FREELANDER (L314) | 98 - 06 | | | | | | |
| 1.8 16V 4x4 / 1.8 i 16V 4x4 | | 560 901 068 | 563 400 061 | | | | |
| 2.0 DI 4x4 / 2.0 Td4 4x4 / 2.5 V6 4x4 | | | 577 400 078 | | | 574 012 068 | |
| FREELANDER Soft Top (L314) | 98 - 06 | | | | | | |
| 1.8 i 16V 4x4 | | 560 901 068 | 563 400 061 | | | | |
| 2.0 DI 4x4 | | | 577 400 078 | | | 574 012 068 | |
| FREELANDER 2 (L359) | 06 - 14 | | | | | | |
| 2.0 Si4 4x4 / 2.2 eD4 / 2.2 TD4 4x4 (110/118/112/110 kW) / 2.2 TD4 4x4 (110/118/112/110 kW) | | 580 901 080 | 585 400 080 | | | | |
| 2.2 SD4 4x4 / 2.2 TD4 4x4 (115 kW) / 3.2 4x4 | | | 585 400 080 | | | 580 400 074 | |
| RANGE ROVER I | 69 - 96 | | | | | | |
| 2.4 TD 4x4 / 2.5 TD 4x4 / 2.5 TDi 4x4 / 3.5 4x4 / 3.5 Vogue 4x4 / 3.9 4x4 / 3.9 Cat 4x4 / 3.9 Vogue SEI 4x4 / 4.3 Vogue LSE 4x4 | | | | | | 570 413 063 | |
| RANGE ROVER II (P38A) | 94 - 02 | | | | | | |
| 3.9 4x4 / 4.0 4x4 / 4.6 4x4 / 4.0 4x4 | | | | | | 570 413 063 | |
| RANGE ROVER III (L322) | 02 - 12 | | | | | | |
| 3.0 D 4x4 / 3.6 D 4x4 / 4.2 4x4 / 4.4 4x4 / 4.4 D 4x4 / 4.4 D 4x4 / 4.4 4x4 / 5.0 4x4 / 5.0 4x4 / 5.0 4x4 | | 595 901 085 | 610 402 092 600 402 083 | | | | |
| RANGE ROVER IV (L405) | 12 → | | | | | | |
| 3.0 4x4 / 3.0 D Hybrid 4x4 / 4.4 D V8 4x4 / 5.0 4x4 | | 595 901 085 | | | | | |
| 3.0 D 4x4 *  | | 595 901 085 570 901 076 | | | | | |
| RANGE ROVER EVOQUE (L538) | 11 → | | | | | | |
| 2.0 4x4 / 2.0 D / 2.0 D 4x4 / 2.2 D / 2.2 D 4x4 / 2.0 D 4x4 *  | | 580 901 080 570 901 076 | | | | | |
| RANGE ROVER EVOQUE Convertible (L538) | 15 → | | | | | | |
| 2.0 4x4 / 2.0 D 4x4 *  | | 580 901 080 570 901 076 | | | 580 500 080 | | |
| RANGE ROVER SPORT (L320) | 05 - 13 | | | | | | |
| 2.7 D 4x4 / 3.0 D 4x4 (188/188 kW) / 3.0 D 4x4 (188/188 kW) / 3.6 D 4x4 / 3.6 D 4x4 / 4.2 4x4 / 4.2 4x4 / 4.4 4x4 / 5.0 4x4 / 5.0 4x4 / 5.0 4x4 | | 595 901 085 | 610 402 092 600 402 083 | | | | |
| 3.0 D 4x4 (155 kW) | | 595 901 085 | | | | | |
| RANGE ROVER SPORT (L494) | 13 → | | | | | | |
| 2.0 D 4x4 / 3.0 4x4 / 3.0 D 4x4 / 3.0 D Hybrid 4x4 (215/250/215 kW) / 3.0 D Hybrid 4x4 (215/250/215 kW) / 4.4 D 4x4 / 4.4 D 4x4 *  | | 595 901 085 570 901 076 | | | | | |
| 3.0 D Hybrid 4x4 (225 kW) / 5.0 4x4 / 5.0 4x4  | | 595 901 085 | | | | | |
| RANGE ROVER VELAR (L560) | 17 → | | | | | | |
| 2.0 D180 4x4 / 2.0 D240 4x4 / 2.0 P250 4x4 / 3.0 D300 4x4 / 3.0 P380 4x4 / 2.0 P250 4x4 / 3.0 P380 4x4 *  | | 595 901 085 580 901 080 | | | | | |
| LANDWIND (JMC) | | | | | | | |
| LANDWIND | 04 → | | | | | | |
| 2.0 / 2.4 / 2.8 TD All-wheel Drive / 2.8 TD All-wheel Drive | | | | | | 595 405 083 | |
| LDV | | | | | | | |
| CONVOY Bus | 96 - 09 | | | | | | |
| 2.5 D (71 kW) | | | | | | 570 413 063 | |
| 2.5 D (53 kW) | | | | | | 574 013 068 | |
| CONVOY Box | 96 - 09 | | | | | | |
| 2.4 D / 2.5 D / 2.5 DI / 2.5 TDI | | | | | | 570 413 063 | |
| CONVOY Platform/Chassis | 96 - 09 | | | | | | |
| 2.5 D / 2.5 DI / 2.5 TDI | | | | | | 570 413 063 | |
| CUB | 98 - 01 | | | | | | |
| 2.3 D | | | | | | 574 013 068 | |
| MAXUS Bus | 05 - 09 | | | | | | |
| 2.5 D (70 kW) | | | | | | 560 411 054 | |
| 2.5 D (99 kW) | | | | | | 570 413 063 | |
| MAXUS Box | 05 - 09 | | | | | | |
| 2.5 D (70 kW) | | | | | | 560 411 054 | |
| 2.5 D (88 kW) | | | | | | 570 413 063 | |
| MAXUS Platform/Chassis | 05 - 09 | | | | | | |
| 2.5 D | | | | | | 570 413 063 | |
| PILOT Bus | 96 - 05 | | | | | | |
| 1.9 D | | | | | | 570 413 063 | |



 FOR CARS WITH START/STOP (MUST REPLACE AGM WITH AGM, EFB WITH EFB)









* PLEASE CHECK AS MORE THAN ONE DIFFERENT SIZE BATTERIES CAN BE FITTED DEPENDING ON: - ELECTRICAL OPTIONS
- CLIMATE REGION
- BUILD OE






|   |  | SILVER dynamic | | | BLUE dynamic | | BLACK dynamic |
|---|---|-------------------|-------------|-------------|-----------------|-------------|------------------|
| | | AGM | SLI | Aux | EFB | SLI | SLI |
| LDV | | | | | | | |
| PILOT Box | 96 - 05 | | | | | | |
| 1.9 D (52 kW) | | | | | | 574 013 068 | |
| 1.9 D (51 kW) | | | | | | 570 413 063 | |
| PILOT Platform/Chassis | 96 - 05 | | | | | | |
| 1.9 D | | | | | | 570 413 063 | |
| SHERPA Bus (AS) | 74 - 82 | | | | | | |
| 1.7 / 1.8 D | | | 563 400 061 | | | 560 408 054 | |
| SHERPA Bus (FR) | 83 - 88 | | | | | | |
| 1.6 / 1.8 / 2.0 / 2.4 D / 2.6 D / 3.5 | | | 563 400 061 | | | 560 408 054 | |
| SHERPA Box | 74 - 89 | | | | | | |
| 1.7 / 1.8 D / 2.0 / 2.5 D / 2.5 D All-wheel Drive | | | | | | 570 413 063 | |
| SHERPA Pickup | 74 - 89 | | | | | | |
| 1.7 / 1.8 D / 2.0 / 2.5 D / 2.5 D All-wheel Drive | | | | | | 570 413 063 | |
| 200 Box | 89 - 96 | | | | | | |
| 1.9 D / 2.0 | | | | | | 570 413 063 | |
| 200 Pickup | 89 - 96 | | | | | | |
| 1.9 D | | | | | | 570 413 063 | |
| 400 Bus | 89 - 96 | | | | | | |
| 2.5 D | | | | | | 570 413 063 | |
| 400 Bus | 95 - 98 | | | | | | |
| 2.5 TD | | | 574 402 075 | | | 572 409 068 | 570 144 064 |
| 400 Box | 86 - 96 | | | | | | |
| 2.5 D | | | | | | 570 413 063 | |
| 400 Platform/Chassis | 86 - 96 | | | | | | |
| 2.5 D | | | | | | 570 413 063 | |
| 400 Platform/Chassis | 95 - 96 | | | | | | |
| 2.5 TD | | | 574 402 075 | | | 572 409 068 | 570 144 064 |
| LEXUS | | | | | | | |
| ES (VCV10_, VZV21_) | 89 - 97 | | | | | | |
| 250 / 300 | | | | | | 595 404 083 | |
| ES (MCV_, VZV_) | 96 - 08 | | | | | | |
| 3.0 / 3.3 / 3.3 | | | | | | 595 404 083 | |
| ES (_V4_) | 06 - 12 | | | | | | |
| 3.5 | | | | | | 595 404 083 | |
| ES (_V6_) | 12 → | | | | | | |
| 200 / 250 / 300h / 350 (204 kW) | | | | | | 595 404 083 | |
| 350 (200 kW) * | | | | | | 572 501 076 | 570 412 063 |
| GS (JZS147_) | 93 - 97 | | | | | | |
| 300 | | | | | | 570 413 063 | |
| GS (_S16_) | 97 - 04 | | | | | | |
| 300 (161 kW) / 400 / 430 | | | | | | 570 413 063 | |
| 300 (163 kW) | | | | | | 570 412 063 | |
| GS (_S19_) | 05 - 11 | | | | | | |
| 300 * | | | | | | 570 413 063 | 570 412 063 |
| 350 AWD / 450h | | | | | | 570 412 063 | |
| 430 * | | | | | | 595 404 083 | 570 413 063 |
| 460 | | | | | | 595 404 083 | |
| GS (_L1_) | 11 → | | | | | | |
| 200t / 350 AWD (232 kW) / F * | | | | | | 570 413 063 | 570 412 063 |
| 250 / 350 AWD (234 kW) / 350 / 450h (217 kW) | | | | | | 570 412 063 | |
| 300h / 450h (215 kW) | | | | | | 570 413 063 | |
| GX (_J12_) | 01 - 09 | | | | | | |
| 470 | | | | | | 595 404 083 | |
| GX (URJ15_) | 09 → | | | | | | |
| 460 4WD (218 kW) | | | 605 901 095 | 610 402 092 | | | |
| 460 4WD (225 kW) * | | | | | | 570 413 063 | 570 412 063 |
| IS I (_E1_) | 99 - 05 | | | | | | |
| 200 | | | | | | 560 410 054 | |
| 300 | | | | | | 560 411 054 | |
| IS SportCross (_E1_) | 01 - 05 | | | | | | |
| 200 * | | | | | | 570 413 063 | 560 410 054 |

△ FOR CARS WITH START/STOP (MUST REPLACE AGM WITH AGM, EFB WITH EFB)

* PLEASE CHECK AS MORE THAN ONE DIFFERENT SIZE BATTERIES CAN BE FITTED DEPENDING ON: - ELECTRICAL OPTIONS
- CLIMATE REGION
- BUILD OE

LEXUS > LEXUS





|   |  | SILVER dynamic | | | BLUE dynamic | | BLACK dynamic |
|---|---|-------------------|-------------|-----|-----------------|----------------------------|----------------------------|
| | | AGM | SLI | Aux | EFB | SLI | SLI |
| LEXUS | | | | | | | |
| IS SportCross (_E1_) | 01 - 05 | | | | | | |
| 300 * | | | | | | 570 413 063 560 411 054 | |
| IS II (_E2_) | 05 - 13 | | | | | | |
| 200d | | | | | | 595 405 083 | |
| 220d | | | | | | 595 404 083 | |
| 250 AWD / 250 | | | | | | 570 413 063 | |
| 350 AWD / 350 | | | | | | 560 411 054 | |
| IS F | | | | | | 560 410 054 | |
| IS III (_E3_) | 13 → | | | | | | |
| 200t *  | | | | | 572 501 076 | 570 413 063 570 412 063 | |
| 250 *  | | 570 901 076 | | | | 570 413 063 570 412 063 | |
| 300h *  | | 570 901 076 | | | | 545 158 033 | |
| IS C (GSE2_) | 09 → | | | | | | |
| 250 | | | | | | 570 413 063 | |
| 300 | | | | | | 570 412 063 | |
| 350 | | | | | | 560 411 054 | |
| LC (_Z10_) | 16 → | | | | | | |
| 500h | | 570 901 076 | 577 400 078 | | | | |
| 500 | | 580 901 080 | 585 400 080 | | | | |
| LFA (LFA10_) | 10 - 12 | | | | | | |
| 4.8 | | | | | | 595 404 083 | |
| LS (_F1_) | 89 - 95 | | | | | | |
| 400 | | | | | | 595 404 083 | |
| LS (_F2_) | 94 - 00 | | | | | | |
| 400 (216 kW) * | | | | | | 595 404 083 570 412 063 | |
| 400 (194 kW) | | | | | | 595 404 083 | |
| LS (_F3_) | 00 - 06 | | | | | | |
| 430 (207 kW) * | | | | | | 570 413 063 570 412 063 | |
| 430 (208 kW) | | | | | | 570 412 063 | |
| LS (_F4_) | 06 → | | | | | | |
| 460 (283 kW) / 460 AWD (272 kW) / 600h | | | | | | 595 405 083 | |
| 460 (255 kW) / 460 AWD (270 kW) * | | | | | | 595 404 083 570 412 063 | |
| LX (UZJ100) | 97 - 08 | | | | | | |
| 470 (173 kW) | | | | | | 570 413 063 | |
| 470 (202 kW) | | 605 901 095 | 610 402 092 | | | | |
| LX (_J2_) | 07 → | | | | | | |
| 450d * | | | | | | 570 413 063 570 412 063 | |
| 570 (270 kW) | | 570 901 076 | 577 400 078 | | | 574 012 068 | |
| 570 (282 kW) | | | | | | 595 404 083 | |
| NX (_Z1_) | 14 → | | | | | | |
| 200t / 200t AWD / 200t AWD / 200 / 300h AWD / 300h  | | | | | | 572 501 076 | |
| RC (_C1_) | 14 → | | | | | | |
| 200t / 300h *  | | | | | | 572 501 076 | 570 413 063 570 412 063 |
| 350 * | | | | | | 570 413 063 570 412 063 | |
| F | | | | | | 570 413 063 | |
| RX (MCU15) | 98 - 03 | | | | | | |
| 300 AWD / 300 | | | | | | 570 412 063 | |
| RX (_U3_) | 03 - 08 | | | | | | |
| 300 / 330 AWD / 330 / 350 AWD / 350 | | | | | | 570 412 063 | |
| 400h / 400h AWD / 400h AWD / 400h AWD | | | | | | 545 155 033 | |
| RX (_L1_) | 08 - 15 | | | | | | |
| 270 / 350 AWD / 350 | | | | | | 570 412 063 | |
| 450h AWD / 450h | | | | | | 560 410 054 | |
| RX (_L2_) | 15 → | | | | | | |
| 200t / 200t AWD | | | | | | 595 404 083 | |
| 350 4WD * | | | | | | 570 413 063 570 412 063 | |
| 450h AWD / 450h | | | | | | 560 408 054 | |
| SC Convertible (UZZ40_) | 01 - 10 | | | | | | |
| 430 * | | | | | | 570 413 063 570 412 063 | |






|   |  | SILVER dynamic | | | BLUE dynamic | | BLACK dynamic |
|---|---|-------------------|----------------------------|-------------|-----------------|-------------|------------------|
| | | AGM | SLI | Aux | EFB | SLI | SLI |
| LIGIER | | | | | | | |
| AMBRA | 96 - 06 | | | | | | |
| 0.5 | | | | | | 544 401 042 | |
| BE UP | 02 - 06 | | | | | | |
| 0.5 | | | | | | 544 401 042 | |
| JS50 | 13 → | | | | | | |
| 0.5 | | | | | | 544 401 042 | |
| JS RC | 13 → | | | | | | |
| 0.5 | | | | | | 544 401 042 | |
| NOVA | 02 → | | | | | | |
| 400 / 500 / 650 | | | | | | 544 401 042 | |
| LOTUS | | | | | | | |
| 2 ELEVEN | 07 - 11 | | | | | | |
| 1.8 | | | 561 400 060 | | | 560 409 054 | |
| ECLAT | 75 - 86 | | | | | | |
| 2.2 * | | | 561 400 060 | | | 560 409 054 | 553 401 050 |
| ELAN | 89 - 95 | | | | | | |
| 1.6 i 16V / 1.6 i 16V Turbo * | | | 561 400 060 | | | 560 409 054 | 553 401 050 |
| ELISE | 95 - 01 | | | | | | |
| 111 S / 1.8 * | | | 554 400 053 552 401 052 | | | 544 402 044 | |
| ELISE | 00 → | | | | | | |
| 1.6 / 1.8 * | | | 554 400 053 552 401 052 | | | 544 402 044 | |
| ELISE 340 R | 00 - 01 | | | | | | |
| 1.8 * | | | 554 400 053 552 401 052 | | | 544 402 044 | |
| ELITE | 74 - 82 | | | | | | |
| 2.2 * | | | 554 400 053 552 401 052 | | | 544 402 044 | |
| ESPRIT S2 | 75 - 88 | | | | | | |
| 2.2 S2 / 2.2 Turbo * | | | 561 400 060 | | | 560 409 054 | 553 401 050 |
| ESPRIT S3 | 80 - 89 | | | | | | |
| 2.2 / 2.2 S3 * | | | 561 400 060 | | | 560 409 054 | 553 401 050 |
| ESPRIT S4 (082) | 88 - 04 | | | | | | |
| 2.0 GT3 / 3.5 V8 32V Turbo | | | 561 400 060 | | | 560 409 054 | |
| 2.2 / 2.2 16V Turbo SE * | | | 561 400 060 | | | 560 409 054 | 553 401 050 |
| EUROPA S | 06 → | | | | | | |
| 2.0 Turbo | | | 561 400 060 | | | 560 409 054 | |
| EVORA | 09 → | | | | | | |
| 3.5 / 3.5 S | | | | | | 570 412 063 | |
| 3.5 400 | | | 574 402 075 | | | | |
| EXCEL | 83 - 91 | | | | | | |
| 2.2 / 2.2 SE/SA * | | | 561 400 060 | | | 560 409 054 | 553 401 050 |
| EXIGE (SCC_) | 00 - 12 | | | | | | |
| 1.8 / 1.8 16V / 1.8 265 E / 1.8 Cup 240 / 1.8 Cup 260 / 1.8 GT3 / 1.8 S * | | | 554 400 053 552 401 052 | | | 544 402 044 | |
| EXIGE | 12 → | | | | | | |
| 3.5 350 S | | | | | | 570 412 063 | |
| LTI | | | | | | | |
| TX | 97 → | | | | | | |
| 2.4 TDi / 2.5 TD | | | 570 901 076 | | | | |
| MAHINDRA | | | | | | | |
| CJ 3 | 88 - 97 | | | | | | |
| 2.1 D All-wheel Drive / 2.3 D / 2.5 D | | | 595 901 085 | 600 402 083 | | 595 402 080 | |
| 2.2 | | | 570 901 076 | 577 400 078 | | 574 012 068 | |
| CJ 3 Wagon | 88 → | | | | | | |
| 2.1 D / 2.3 D / 2.5 D | | | 595 901 085 | 600 402 083 | | 595 402 080 | |
| 2.2 | | | 570 901 076 | 577 400 078 | | 574 012 068 | |
| CJ5 | 87 - 16 | | | | | | |
| 2.1 D 4x4 | | | 595 901 085 | 600 402 083 | | 595 402 080 | |
| XUV500 | 11 → | | | | | | |
| 2.2 CRDe AWD *  | | | 595 901 085 | | | 595 405 083 | |
| MAN | | | | | | | |
| TGE Box (UY_) | 17 → | | | | | | |
| 2.0 TDI / 2.0 TDI AWD *  | | | 595 901 085 | | | 570 500 076 | 595 402 080 |
| | | | | | | | 570 409 064 |

 FOR CARS WITH START/STOP (MUST REPLACE AGM WITH AGM, EFB WITH EFB)

* PLEASE CHECK AS MORE THAN ONE DIFFERENT SIZE BATTERIES CAN BE FITTED DEPENDING ON:
- ELECTRICAL OPTIONS
- CLIMATE REGION
- BUILD OE

MAN > MASERATI








|   |  | SILVER <i>dynamic</i> | | | BLUE <i>dynamic</i> | | BLACK <i>dynamic</i> |
|---|---|--------------------------|-------------|-----|------------------------|-------------|-------------------------|
| | | AGM | SLI | Aux | EFB | SLI | SLI |
| MAN | | | | | | | |
| TGE Platform/Chassis (UZ_) | 16 → | | | | | | |
| 2.0 TDI *  | | 595 901 085 | | | 570 500 076 | 595 402 080 | 570 409 064 |
| MARUTI | | | | | | | |
| 800 | 86 - 06 | | | | | | |
| 0.8 | | | | | | 545 157 033 | |
| MASERATI | | | | | | | |
| 228 | 86 - 93 | | | | | | |
| 2.8 / 2.8 i | | 560 901 068 | 563 400 061 | | | 560 408 054 | |
| 420/430 (69, 78, AF3) | 85 - 94 | | | | | | |
| 2.0 420 Si | | 570 901 076 | 577 400 078 | | | 574 012 068 | |
| 2.8 Bi Turbo / 420 / 420 i / 430 i 2.8 | | | 563 401 061 | | | 560 127 054 | |
| 3200 GT Coupe | 98 - 02 | | | | | | |
| 3.2 Biturbo V8 32V | | 570 901 076 | 577 400 078 | | | 574 012 068 | |
| 4200 GT Coupe | 02 - 07 | | | | | | |
| 4.2 | | 570 901 076 | 577 400 078 | | | 574 012 068 | |
| 4200 GT SPYDER Convertible | 01 → | | | | | | |
| 4.2 | | 570 901 076 | 577 400 078 | | | 574 012 068 | |
| BITURBO (70, 77) | 84 - 94 | | | | | | |
| 2.2 / 2.2 E / 2.2 SE / 2.24V / 4.24V / 4.25 / 4.25 i | | | 563 401 061 | | | 560 127 054 | |
| BITURBO Coupe | 81 - 93 | | | | | | |
| 2.0 / 2.5 (147 kW) / S 2.0 / Si 2.0 | | | 563 401 061 | | | 560 127 054 | |
| 2.5 (139 kW) / 2.8 | | | | | | 570 413 063 | |
| BITURBO Spider | 85 - 94 | | | | | | |
| 2.0 / 2.8 | | | 563 401 061 | | | 560 127 054 | |
| GHIBLI II | 92 - 97 | | | | | | |
| 2.0 / 2.0 24V Biturbo / 2.8 24V Biturbo | | | 574 402 075 | | | 572 409 068 | |
| GHIBLI III (M157) | 13 → | | | | | | |
| 3.0 (243 kW) / 3.0 D / 3.0 S / 3.0 S Q4 | | 595 901 085 | 600 402 083 | | | | |
| 3.0 (257 kW) | | 595 901 085 | | | | | |
| GRANSPOUR Coupe | 04 - 07 | | | | | | |
| 4.2 | | 570 901 076 | 577 400 078 | | | | |
| GRANSPOUR Convertible | 04 → | | | | | | |
| 4.2 | | 570 901 076 | 577 400 078 | | | | |
| GRAN TURISMO | 07 → | | | | | | |
| 4.2 (298 kW) * | | | 600 402 083 | | | | 588 403 074 |
| 4.2 (295 kW) | | 570 901 076 | 577 400 078 | | | 574 012 068 | |
| 4.7 / 4.7 S | | | 600 402 083 | | | | |
| GRANCABRIO | 10 → | | | | | | |
| 4.7 (338 kW) | | | | | | | 588 403 074 |
| 4.7 (324 kW) | | 595 901 085 | | | | | |
| KARIF | 88 - 00 | | | | | | |
| 2.8 | | 570 901 076 | 577 400 078 | | | 574 012 068 | |
| KHAMSIN | 72 - 82 | | | | | | |
| 4.9 | | | | | | 570 413 063 | |
| KYALAMI | 76 - 85 | | | | | | |
| 4.2 / 4.9 | | | | | | 570 413 063 | |
| LEVANTE Closed Off-Road Vehicle | 16 → | | | | | | |
| 3.0 All-wheel Drive / 3.0 D All-wheel Drive / 3.0 S All-wheel Drive | | 595 901 085 | | | | | |
| MC 12 | 04 → | | | | | | |
| 6.0 | | 570 901 076 | 577 400 078 | | | 574 012 068 | |
| MERAK | 75 - 83 | | | | | | |
| 2.0 / 3.0 SS | | | | | | 570 413 063 | |
| QUATTROPORTE III | 79 - 90 | | | | | | |
| 4.7 / 4.9 (206 kW) | | | | | | 570 413 063 | |
| 4.9 (221 kW) | | 570 901 076 | 577 400 078 | | | 574 012 068 | |
| QUATTROPORTE IV | 94 - 01 | | | | | | |
| 2.0 Biturbo / 2.8 Biturbo / 3.2 V8 32V | | | | | | 570 413 063 | |
| QUATTROPORTE V | 04 → | | | | | | |
| 4.2 / 4.7 S | | 595 901 085 | 600 402 083 | | | | |
| 4.7 GT S | | 595 901 085 | 600 402 083 | | | 595 402 080 | |
| QUATTROPORTE VI | 12 → | | | | | | |
| 3.0 / 3.0 D (184 kW) / 3.8 GT S | | 595 901 085 | | | | | |
| 3.0 D (202 kW) / 3.0 S / 3.0 S Q4 All-wheel Drive / 3.0 S Q4 All-wheel Drive | | 595 901 085 | 600 402 083 | | | | |


















|   |  | SILVER <i>dynamic</i> | | | BLUE <i>dynamic</i> | | BLACK <i>dynamic</i> |
|---|---|--------------------------|----------------------------|-----|------------------------|---|-------------------------|
| | | AGM | SLI | Aux | EFB | SLI | SLI |
| MASERATI | | | | | | | |
| SHAMAL | 89 - 95 | | | | | | |
| 3.2 | | 570 901 076 | 577 400 078 | | | 574 012 068 | |
| SPYDER Convertible | 86 - 96 | | | | | | |
| 2.0 / 2.8 | | 570 901 076 | 577 400 078 | | | 574 012 068 | |
| SPYDER Convertible | 91 - 95 | | | | | | |
| 2.8 | | 570 901 076 | 577 400 078 | | | 574 012 068 | |
| MAYBACH | | | | | | | |
| 57 (240_) | 02 - 12 | | | | | | |
| 5.5 / 5.5 V12 / 6.0 / S 6.0 | | 595 901 085 | 600 402 083 | | | 595 402 080 | |
| MAZDA | | | | | | | |
| 121 I (DA) | 87 - 91 | | | | | | |
| 1.1 / 1.3 | | | | | | 545 156 033 | |
| 121 II (DB) | 90 - 97 | | | | | | |
| 1.1 / 1.3 16V / 1.3 i 16V * | | | 554 400 053 | | | 545 155 033 | 545 412 040 |
| 121 III (JASM, JBSM) | 96 - 03 | | | | | | |
| 1.25 / 1.3 * | | | 554 400 053 552 401 052 | | | 544 402 044 | |
| 1.8 D | | | 574 402 075 | | | 572 409 068 | |
| 2 (DY) | 03 - 07 | | | | | | |
| 1.2 * | | | 554 400 053 552 401 052 | | | | |
| 1.25 / 1.3 L / 1.6 * | | | 554 400 053 552 401 052 | | | 544 402 044 | |
| 1.4 * | | | 554 400 053 552 401 052 | | | 560 409 054 544 402 044 | |
| 1.4 CD | | | 574 402 075 | | | 572 409 068 | |
| 2 (DE_, DH_3) | 07 - 15 | | | | | | |
| 1.3 * | | | 554 400 053 552 401 052 | | | 560 410 054 | |
| 1.3 BiFuel / 1.6 MZ-CD | | | 563 400 061 | | | 560 408 054 | |
| 1.3 MZR * | | | | | 565 501 065 | 560 410 054 545 156 033 | |
| 1.4 MZR-CD | | | | | | 560 410 054 | |
| 1.5 / 1.5 MZR * | | | | | | 560 410 054 560 409 054 544 402 044 | |
| 2 (DL, DJ) | 14 → | | | | | | |
| 1.5 / 1.5 D  | | | | | | 565 501 065 | |
| 2 Saloon (DL) | 15 → | | | | | | |
| 1.5  | | | | | | 565 501 065 | |
| 323 I Station Wagon (FA) | 78 - 86 | | | | | | |
| 1.3 / 1.4 / 1.5 | | | | | | 560 410 054 | |
| 323 II Hatchback (BD) | 80 - 89 | | | | | | |
| 1.1 / 1.3 / 1.5 | | | | | | 560 410 054 | |
| 323 II (BD) | 80 - 89 | | | | | | |
| 1.1 / 1.3 / 1.5 | | | | | | 560 410 054 | |
| 323 III Hatchback (BF) | 85 - 93 | | | | | | |
| 1.1 / 1.3 / 1.3 i / 1.4 / 1.5 / 1.5 i / 1.5 i Turbo / 1.6 / 1.6 GT / 1.6 GT Turbo 4WD / 1.6 GT Turbo / 1.7 D | | | | | | 560 410 054 | |
| 323 III (BF) | 85 - 91 | | | | | | |
| 1.1 / 1.3 / 1.4 / 1.5 / 1.5 i / 1.5 i Turbo / 1.6 GT / 1.6 GT Turbo / 1.7 D | | | | | | 560 410 054 | |
| 323 III Station Wagon (BW) | 86 - 98 | | | | | | |
| 1.3 / 1.5 / 1.6 / 1.6 4x4 / 1.7 D | | | | | | 560 410 054 | |
| 323 C IV (BG) | 89 - 00 | | | | | | |
| 1.3 / 1.3 16V / 1.6 / 1.6 16V / 1.7 D / 1.8 / 1.8 16V / 1.8 16V 4WD / 1.8 16V GT / 1.8 16V Turbo 4WD | | | | | | 560 410 054 | |
| 323 F IV (BG) | 87 - 94 | | | | | | |
| 1.6 / 1.6 16V / 1.8 16V / 1.8 16V GT / 1.8 4WD | | | | | | 560 410 054 | |
| 323 S IV (BG) | 89 - 96 | | | | | | |
| 1.3 / 1.3 16V / 1.6 / 1.6 16V / 1.7 D / 1.8 16V / 1.8 16V 4WD / 1.8 16V GT / 1.8 16V Turbo 4WD / 1.8 Turbo 4WD | | | | | | 560 410 054 | |
| 323 P V (BA) | 96 - 98 | | | | | | |
| 1.3 16V / 1.5 16V / 2.0 D | | | | | | 560 410 054 | |
| 323 C V (BA) | 94 - 01 | | | | | | |
| 1.3 16V / 1.5 16V / 1.8 16V | | | | | | 560 410 054 | |
| 323 F V (BA) | 94 - 98 | | | | | | |
| 1.5 16V / 1.8 16V / 2.0 24V | | | | | | 560 410 054 | |

 FOR CARS WITH START/STOP (MUST REPLACE AGM WITH AGM, EFB WITH EFB)


* PLEASE CHECK AS MORE THAN ONE DIFFERENT SIZE BATTERIES CAN BE FITTED DEPENDING ON: - ELECTRICAL OPTIONS
- CLIMATE REGION
- BUILD OE

MAZDA








|   |  | SILVER dynamic | | | BLUE dynamic | | BLACK dynamic |
|---|---|----------------|-------------|-----|--------------|-------------|---------------|
| | | AGM | SLI | Aux | EFB | SLI | SLI |
| MAZDA | | | | | | | |
| 323 S V (BA) | 92 - 03 | | | | | | |
| 1.3 16V / 1.5 16V / 1.6 TD / 1.8 16V / 2.0 D | | | | | | 560 410 054 | |
| 323 F VI (BJ) | 98 - 04 | | | | | | |
| 1.4 / 1.4 16V / 1.5 16V / 1.6 / 1.9 16V / 2.0 / 2.0 D / 2.0 TD | | | | | | 560 410 054 | |
| 323 S VI (BJ) | 98 - 04 | | | | | | |
| 1.4 / 1.4 16V / 1.5 16V / 1.6 / 1.9 16V / 2.0 / 2.0 DiTD | | | | | | 560 410 054 | |
| 2.0 D / 2.0 TD | | | | | | 595 404 083 | |
| 3 (BK) | 03 - 09 | | | | | | |
| 1.4 (59 kW) / 2.3 DiSi Turbo MPS / 2.3 MZR | | | 561 400 060 | | | 560 409 054 | |
| 1.4 (62 kW) / 1.6 / 2.0 * | | | | | | 570 412 063 | |
| 1.6 DI Turbo / 1.6 MZ-CD | | | | | | 560 410 054 | |
| 2.0 MZR-CD / 2.3 MPS Turbo | | | | | | 570 412 063 | |
| | | | | | | 560 410 054 | |
| 3 Saloon (BK) | 99 - 09 | | | | | | |
| 1.6 / 2.0 (110 kW) * | | | | | | 570 412 063 | |
| 1.6 DI Turbo | | | | | | 560 410 054 | |
| 2.0 (104 kW) / 2.0 MZR-CD / 2.3 | | | | | | 570 412 063 | |
| | | | | | | 560 410 054 | |
| 3 (BL) | 08 - 14 | | | | | | |
| 1.6 MZR / 1.6 MZR CD (85 kW) * | | | | | | 570 412 063 | |
| 1.6 MZR CD (80 kW) / 2.2 MZR CD | | | | | | 560 410 054 | |
| 2.0 MZR (110 kW) / 2.0 MZR DISI *  | | | | | 565 501 065 | 570 412 063 | |
| | | | | | | 545 156 033 | |
| 2.0 MZR (108 kW) / 2.3 MPS Turbo / 2.5 | | | | | | 560 410 054 | |
| 3 Saloon (BL) | 08 → | | | | | | |
| 1.6 MZR / 1.6 MZR CD (85 kW) * | | | | | | 570 412 063 | |
| | | | | | | 560 410 054 | |
| 1.6 MZR CD (80 kW) | | | | | | 570 412 063 | |
| 2.0 * | | | | | | 570 412 063 | |
| | | | | | | 545 155 033 | |
| 2.0 MZR / 2.0 MZR DISI *  | | | | | 565 501 065 | 560 410 054 | |
| | | | | | | 545 156 033 | |
| 2.2 MZR CD | | | | | | 595 404 083 | |
| 3 (BM, BN) | 13 → | | | | | | |
| 1.5 / 1.5 D / 1.6 / 2.0 | | | | | | 565 501 065 | |
| 2.2 D | | | | | | 585 501 080 | |
| 3 Saloon (BM, BN) | 13 → | | | | | | |
| 1.5 / 1.5 D / 1.6 / 2.0 | | | | | | 565 501 065 | |
| 2.2 D | | | | | | 585 501 080 | |
| 5 (CR19) | 05 - 10 | | | | | | |
| 1.8 / 2.0 | | | | | | 560 410 054 | |
| 2.0 CD / 2.3 | | | | | | 595 404 083 | |
| 5 (CW) | 10 → | | | | | | |
| 1.6 CD | | | | | | 595 404 083 | |
| 1.8 MZR / 2.0 (108/106 kW) *  | | | | | 565 501 065 | 560 410 054 | |
| 2.0 (110 kW)  | | | | | 565 501 065 | | |
| 626 I (CB) | 78 - 82 | | | | | | |
| 1.6 / 2.0 | | | | | | 560 411 054 | |
| 626 II Hatchback (GC) | 82 - 87 | | | | | | |
| 1.6 / 2.0 | | | | | | 560 410 054 | |
| 2.0 D / 2.0 i Turbo | | | | | | 570 412 063 | |
| 626 II (GC) | 82 - 90 | | | | | | |
| 1.6 / 2.0 / 2.0 i Turbo | | | | | | 560 410 054 | |
| 2.0 D | | | | | | 570 412 063 | |
| 626 II Coupe (GC) | 82 - 87 | | | | | | |
| 2.0 / 2.0 i Turbo | | | | | | 560 411 054 | |
| 626 III Hatchback (GD) | 87 - 92 | | | | | | |
| 1.6 / 1.8 / 2.0 / 2.0 12V / 2.0 16V / 2.0 4x4 / 2.2 12V / 2.2 12V 4WD | | | | | | 560 410 054 | |
| 2.0 D | | | | | | 570 412 063 | |
| 626 III (GD) | 87 - 92 | | | | | | |
| 1.6 / 1.8 / 2.0 / 2.0 12V / 2.0 16V / 2.2 12V / 2.2 12V 4WD | | | | | | 560 410 054 | |
| 2.0 D | | | | | | 570 412 063 | |
| 626 III Station Wagon (GV) | 87 - 98 | | | | | | |
| 1.8 / 2.0 / 2.0 12V / 2.0 16V / 2.0 GLX / 2.0 i 16V / 2.2 12V / 2.2 12V 4WD | | | | | | 560 410 054 | |
| 2.0 D / 2.0 D Complex | | | | | | 570 412 063 | |
| 626 III Coupe (GD) | 87 - 92 | | | | | | |
| 1.6 / 1.8 / 2.0 / 2.0 12V / 2.0 16V / 2.2 12V | | | | | | 560 410 054 | |




|   |  | SILVER dynamic | | | BLUE dynamic | | BLACK dynamic |
|---|---|----------------|-----|-----|--------------|-------------|---------------|
| | | AGM | SLI | Aux | EFB | SLI | SLI |
| MAZDA | | | | | | | |
| 626 IV Hatchback (GE) | 91 - 98 | | | | | | |
| 1.8 / 2.0 i / 2.0 i4WD / 2.5 24V | | | | | | | 560 410 054 |
| 2.0 D GLX Comprex | | | | | | | 570 412 063 |
| 626 IV (GE) | 91 - 98 | | | | | | |
| 1.8 i / 2.0 i / 2.0 i4WD / 2.5 24V | | | | | | | 560 410 054 |
| 2.0 D | | | | | | | 595 404 083 |
| 2.0 D GLX Comprex | | | | | | | 570 412 063 |
| 626 V Hatchback (GF) | 97 - 02 | | | | | | |
| 1.8 / 2.0 / 2.0 H.P. | | | | | | | 560 410 054 |
| 2.0 DITD | | | | | | | 595 404 083 |
| 2.0 TD / 2.0 Turbo DI | | | | | | | 570 412 063 |
| 626 V (GF) | 97 - 02 | | | | | | |
| 1.8 / 2.0 | | | | | | | 560 410 054 |
| 2.0 DI TD | | | | | | | 595 404 083 |
| 2.0 TD / 2.0 Turbo DI | | | | | | | 570 412 063 |
| 626 V Station Wagon (GW) | 98 - 02 | | | | | | |
| 1.8 / 2.0 / 2.0 H.P. | | | | | | | 560 410 054 |
| 2.0 DITD | | | | | | | 595 404 083 |
| 2.0 TD / 2.0 Turbo DI | | | | | | | 570 412 063 |
| 6 Hatchback (GG) | 02 - 08 | | | | | | |
| 1.8 / 2.0 / 2.3 | | | | | | | 570 412 063 |
| 2.0 DI | | | | | | | 595 404 083 |
| 3.0 | | | | | | | 560 410 054 |
| 6 Saloon (GG) | 02 - 08 | | | | | | |
| 1.8 / 2.0 / 2.3 (122 kW) / 2.3 MPS Turbo | | | | | | | 570 412 063 |
| 2.0 DI | | | | | | | 595 404 083 |
| 2.3 (120 kW) | | | | | | | 560 410 054 |
| 6 Station Wagon (GY) | 02 - 08 | | | | | | |
| 1.8 / 2.0 / 2.3 / 2.3 AWD | | | | | | | 570 412 063 |
| 2.0 DI | | | | | | | 595 404 083 |
| 6 Hatchback (GH) | 07 - 13 | | | | | | |
| 1.8 MZR / 2.0 MZR (108 kW) * | | | | | | | 570 412 063 |
| | | | | | | | 560 410 054 |
| 2.0 MZR (114 kW) *  | | | | | | 565 501 065 | 560 410 054 |
| 2.0 MZR-CD | | | | | | | 595 404 083 |
| 2.2 D / 2.2 MZR-CD (132 kW) *  | | | | | | 585 501 080 | 595 404 083 |
| 2.2 MZR-CD (136 kW) *  | | | | | | 585 501 080 | 570 412 063 |
| 2.5 MZR | | | | | | | 560 410 054 |
| 6 Saloon (GH) | 07 - 13 | | | | | | |
| 1.8 MZR / 2.0 MZR (108 kW) / 2.5 MZR * | | | | | | | 570 412 063 |
| | | | | | | | 560 410 054 |
| 2.0 MZR (114 kW) | | | | | | | 560 410 054 |
| 2.0 MZR-CD | | | | | | | 595 404 083 |
| 2.2 D *  | | | | | | 585 501 080 | 595 404 083 |
| 2.2 MZR-CD *  | | | | | | 585 501 080 | 570 412 063 |
| 6 Estate (GH) | 07 - 13 | | | | | | |
| 1.8 MZR / 2.0 MZR (108 kW) * | | | | | | | 570 412 063 |
| | | | | | | | 560 410 054 |
| 2.0 MZR (114 kW) *  | | | | | | 565 501 065 | 560 410 054 |
| 2.0 MZR-CD | | | | | | | 595 404 083 |
| 2.2 D / 2.2 MZR-CD (132 kW) *  | | | | | | 585 501 080 | 595 404 083 |
| 2.2 MZR-CD (92 kW) / 2.5 MZR *  | | | | | | 585 501 080 | 570 412 063 |
| 6 Saloon (GJ, GL) | 12 → | | | | | | |
| 2.0 / 2.5  | | | | | | | 565 501 065 |
| 2.2 D (129 kW) *  | | | | | | | 585 501 080 |
| 2.2 D (110 kW) / 2.2 D 4WD  | | | | | | | 585 501 080 |
| 6 Estate (GJ, GL) | 12 → | | | | | | |
| 2.0 / 2.5  | | | | | | | 565 501 065 |
| 2.2 D (129 kW) *  | | | | | | | 585 501 080 |
| 2.2 D (110 kW) / 2.2 D 4WD / 2.2 D AWD  | | | | | | | 585 501 080 |
| 929 I (LA) | 78 - 86 | | | | | | |
| 2.0 | | | | | | | 560 411 054 |
| 929 II (HB) | 81 - 87 | | | | | | |
| 2.0 / 2.0 i GLX | | | | | | | 560 410 054 |
| 929 II Estate (HV) | 83 - 87 | | | | | | |
| 2.0 | | | | | | | 560 410 054 |
| 929 II Coupe (HB) | 81 - 87 | | | | | | |
| 2.0 / 2.0 i Turbo | | | | | | | 560 410 054 |

M

 FOR CARS WITH START/STOP (MUST REPLACE AGM WITH AGM, EFB WITH EFB)
 * PLEASE CHECK AS MORE THAN ONE DIFFERENT SIZE BATTERIES CAN BE FITTED DEPENDING ON: - ELECTRICAL OPTIONS
 - CLIMATE REGION
 - BUILD OE

MAZDA








|   |  | SILVER dynamic | | | BLUE dynamic | | BLACK dynamic |
|---|---|----------------|-----|-----|--------------|---|---------------|
| | | AGM | SLI | Aux | EFB | SLI | SLI |
| MAZDA | | | | | | | |
| 929 III (HC) | 87 - 91 | | | | | | |
| 2.0 / 2.2 12V / 2.2 i / 3.0 / 3.0 i | | | | | | 560 410 054 | |
| B-SERIE (PE) | 77 - 82 | | | | | | |
| 1.8 | | | | | | 560 411 054 | |
| B-SERIE (UD) | 81 - 85 | | | | | | |
| 1.6 / 1.8 / 2.0 | | | | | | 560 411 054 | |
| B-SERIE (UF) | 85 - 99 | | | | | | |
| 1.6 / 2.0 / 2.2 / 2.2 12V | | | | | | 560 411 054 | |
| 2.2 D / 2.5 D / 2.5 D 4WD / 2.6 / 2.6 12V 4WD / 2.6 4WD | | | | | | 595 405 083 | |
| B-SERIE Platform/Chassis (UF) | 85 - 01 | | | | | | |
| 2.2 D | | | | | | 570 412 063 | |
| B-SERIE (UN) | 98 - 06 | | | | | | |
| 2.2 / 2.2 8V 4WD | | | | | | 560 411 054 | |
| 2.2 4WD / 2.5 D (61 kW) / 2.5 D 4WD (61/57 kW) | | | | | | 595 405 083 | |
| 2.5 D (57 kW) / 2.5 D 4WD (62 kW) / 2.5 TD 4WD / 2.6 12V 4WD / 2.6 i * | | | | | | 570 413 063 570 412 063 | |
| BT-50 Pickup (CD, UN) | 06 - 15 | | | | | | |
| 2.5 MRZ-CD 4x4 / 3.0 CDVi / 3.0 CDVi 4x4 | | | | | | 595 405 083 | |
| BT-50 Platform/Chassis (CD, UN) | 06 → | | | | | | |
| 2.5 CDVi / 3.0 CDVi 4x4 | | | | | | 595 405 083 | |
| BT-50 Pickup (B22, B32, UP, UR) | 11 → | | | | | | |
| 2.2 MZ-CD 4WD | | | | | | 595 405 083 | |
| CX-3 (DK) | 15 → | | | | | | |
| 1.5 D / 1.5 D AWD / 2.0 / 2.0 AWD  | | | | | | 565 501 065 | |
| CX-5 (KE, GH) | 11 → | | | | | | |
| 2.0 / 2.0 AWD  | | | | | | 565 501 065 | |
| 2.2 D / 2.2 D 4WD / 2.2 D AWD / 2.5 AWD / 2.5 AWD  | | | | | | 585 501 080 | |
| CX-7 (ER) | 06 - 14 | | | | | | |
| 2.2 MZR-CD AWD (120 kW) * | | | | | | 572 501 076 595 404 083 570 412 063 | |
| 2.2 MZR-CD AWD (127 kW) *  | | | | | | 572 501 076 595 404 083 560 410 054 | |
| 2.3 DISI * | | | | | | 572 501 076 570 412 063 | |
| 2.3 MZR DISI Turbo AWD * | | | | | | 565 501 065 560 410 054 | |
| CX-9 (TB) | 06 → | | | | | | |
| 3.5 / 3.5 AWD / 3.7 / 3.7 AWD / 3.7 AWD * | | | | | | 572 501 076 570 412 063 | |
| DEMIO (DW) | 96 - 03 | | | | | | |
| 1.3 16V / 1.3 i 16V / 1.5 16V | | | | | | 545 156 033 | |
| E-SERIE Box | 78 - 84 | | | | | | |
| E1600 | | | | | | 560 410 054 | |
| E-SERIE Bus (SR1) | 84 - 94 | | | | | | |
| E2000 / E2000 4WD | | | | | | 560 410 054 | |
| E2200 D / E2200 D 4WD | | | | | | 570 412 063 | |
| E-SERIE Box (SR2) | 83 - 04 | | | | | | |
| 2200 D 4WD / E2200 D (46/47 kW) | | | | | | 570 412 063 | |
| E2000 / E2000 4WD | | | | | | 560 410 054 | |
| E2200 D (52 kW) / E2200 D 4WD * | | | | | | 570 412 063 560 410 054 | |
| E-SERIE Platform/Chassis (SD1) | 83 - 99 | | | | | | |
| E2000 | | | | | | 560 410 054 | |
| E2200 D | | | | | | 570 412 063 | |
| E-SERIE Bus | 91 - 04 | | | | | | |
| E2200 D | | | | | | 570 412 063 | |
| E-SERIE Box (SG) | 99 - 06 | | | | | | |
| E1800i | | | | | | 570 412 063 | |
| E-SERIE Platform/Chassis (SD1, SL) | 99 - 04 | | | | | | |
| E2000 | | | | | | 560 410 054 | |
| E2200 D * | | | | | | 570 412 063 560 410 054 | |
| FESTIVA | 89 - 93 | | | | | | |
| 1.1 | | | | | | 545 155 033 | |
| MPV I (LV) | 88 - 99 | | | | | | |
| 2.5 TD | | | | | | 595 404 083 | |
| 3.0 i V6 | | | | | | 560 410 054 | |
| MPV II (LW) | 99 - 06 | | | | | | |
| 2.0 / 2.3 / 2.5 V6 / 3.0 i V6 | | | | | | 560 410 054 | |
| 2.0 DI | | | | | | 595 404 083 | |

|   |  | SILVER dynamic | | | BLUE dynamic | | BLACK dynamic |
|---|---|----------------|----------------------------|-------------|--------------|----------------------------|---------------|
| | | AGM | SLI | Aux | EFB | SLI | SLI |
| MAZDA | | | | | | | |
| MX-3 (EC) | 91 - 98 | | | | | | |
| 1.6 i / 1.8 i V6 | | | | | | 560 410 054 | |
| MX-5 I (NA) | 89 - 98 | | | | | | |
| 1.6 / 1.8 | | | | | | | 545 077 030 |
| MX-5 II (NB) | 98 - 05 | | | | | | |
| 1.6 16V / 1.8 / 1.8 16V * | | | 554 400 053 552 401 052 | | | 544 402 044 | |
| 1.8 i Turbo | | | | | | 545 155 033 | |
| MX-5 III (NC) | 05 - 14 | | | | | | |
| 1.8 / 2.0 | | | | | | 545 156 033 | |
| MX-5 IV (ND) | 15 → | | | | | | |
| 1.5 / 2.0 | | | | | | 545 155 033 | |
| MX-5 RF Targa (ND) | 16 → | | | | | | |
| 2.0 | | | | | | 545 155 033 | |
| MX-6 (GE) | 91 - 97 | | | | | | |
| 2.0 / 2.5 24V / 2.5 i 24V | | | | | | 560 410 054 | |
| PREMACY (CP) | 99 - 05 | | | | | | |
| 1.9 / 2.0 / 2.0 TD | | | | | | 560 410 054 | |
| RX-5 | 75 - 81 | | | | | | |
| 1.1 | | | | | | 545 157 033 | |
| RX-7 I (SA) | 78 - 86 | | | | | | |
| 1.0 / 1.1 | | | | | | 560 411 054 | |
| RX-7 II (FC) | 85 - 91 | | | | | | |
| 1.3 / 1.3 Turbo | | | | | | 560 410 054 | |
| RX-7 II Convertible | 88 - 92 | | | | | | |
| 1.3 Turbo | | | | | | 560 410 054 | |
| RX 7 III (FD) | 92 - 02 | | | | | | |
| 1.3 Twin Turbo | | | | | | 570 412 063 | |
| RX-8 (SE, FE) | 03 - 12 | | | | | | |
| 1.3 | | | | | | 570 412 063 | |
| TRIBUTE (EP) | 00 - 08 | | | | | | |
| 2.0 / 2.0 4WD / 2.3 AWD / 2.3 GX / 3.0 V6 24V 4WD / 3.0 V6 AWD | | | | | | 570 412 063 | |
| XEDOS 6 (CA) | 92 - 99 | | | | | | |
| 1.6 16V / 2.0 V6 (106 kW) | | | | | | 560 411 054 | |
| 2.0 V6 (103 kW) | | | | | | 560 410 054 | |
| XEDOS 9 (TA) | 93 - 02 | | | | | | |
| 2.0 24V / 2.5 24V / 2.5 V6 | | | | | | 560 410 054 | |
| 2.3 24V * | | | | | | 570 412 063 560 410 054 | |
| MEGA | | | | | | | |
| CLUB | 92 - 99 | | | | | | |
| 1.1 i / 1.4 i / 1.4 i 4x4 / 1.5 D / 1.5 D 4x4 | | | 554 400 053 | | | 552 400 047 | 545 412 040 |
| CLUB II | 99 → | | | | | | |
| 1.4 i | | | 554 400 053 | | | 552 400 047 | |
| D-TRUCK | 12 → | | | | | | |
| 0.6 | | | | | | 544 401 042 | |
| MERCEDES-BENZ | | | | | | | |
| A-CLASS (W168) | 97 - 05 | | | | | | |
| A 140 / A 160 | | | 554 400 053 | | | | |
| A 160 CDI (55 kW) / A 170 CDI (70 kW) / A 190 / A 190 / A 210 | | | 577 400 078 | | | 574 012 068 | |
| A 160 CDI (44 kW) / A 170 CDI (66 kW) | | | 563 400 061 | | | 560 408 054 | |
| A-CLASS (W169) | 04 - 12 | | | | | | |
| A 150 * | | 560 901 068 | 563 400 061 | 513 106 020 | | 560 408 054 | |
| | | 560 901 068 | 563 400 061 | 513 106 020 | | 560 408 054 | |
| A 160 / A 180 * △ | | 570 901 076 | 563 400 061 | 513 106 020 | | 560 408 054 | |
| | | 570 901 076 | 563 400 061 | 513 106 020 | | 560 408 054 | |
| A 160 CDI * △ | | 570 901 076 | 577 400 078 | 513 106 020 | | | |
| | | 560 901 068 | | | | | |
| | | 570 901 076 | 577 400 078 | 513 106 020 | | | |
| | | 560 901 068 | | | | | |
| A 170 / A 180 CDI / A 200 / A 200 CDI / A 200 TURBO * | | 570 901 076 | 577 400 078 | 513 106 020 | | | |
| | | 570 901 076 | 577 400 078 | 513 106 020 | | | |
| E-CELL * | | 570 901 076 | | 513 106 020 | | | |
| | | 570 901 076 | | 513 106 020 | | | |
| A-CLASS (W176) | 12 → | | | | | | |
| A 160 / A 160 CDI / d / A 250 (160 kW) * △ | | 570 901 076 | | 513 106 020 | | | |
| | | 570 901 076 | | 513 106 020 | | | |

M

△ FOR CARS WITH START/STOP (MUST REPLACE AGM WITH AGM, EFB WITH EFB)
 * PLEASE CHECK AS MORE THAN ONE DIFFERENT SIZE BATTERIES CAN BE FITTED DEPENDING ON: - ELECTRICAL OPTIONS
 - CLIMATE REGION
 - BUILD OE























MERCEDES-BENZ

|  |  | SILVER dynamic | | | BLUE dynamic | | BLACK dynamic |
|---|---|--|----------------------------|----------------------------|--------------|-------------|---------------|
| | | AGM | SLI | Aux | EFB | SLI | SLI |
| MERCEDES-BENZ | | | | | | | |
| A-CLASS (W176) | 12 → | | | | | | |
| A 180 / A 200 / A 200 / A 220 4-matic / A 250 (155/155 kW) / A 250 4-matic (155 kW) / A 250 (155/155 kW) *  | | 580 901 080 570 901 076 | | 513 106 020 | | | |
| | | 580 901 080 570 901 076 | | 513 106 020 | | | |
| A 180 CDI / A 180 CDI / d / A 200 CDI / A 200 CDI / d / A 200 CDI / d 4-matic / A 220 CDI / A 220 CDI 4-matic / A 220 d / A 220 d 4-matic / A 250 4-matic (160 kW) / AMG A 45 4-matic / A 45 AMG 4-matic / AMG A 45 4-matic *  | | 580 901 080 580 901 080 | | 513 106 020 513 106 020 | | | |
| B-CLASS (W245) | 05 - 11 | | | | | | |
| B 150 / B 160 / B 170 / B 170 NGT / B 180 / B 180 CDI / B 180 NGT / B 200 / B 170 NGT / B 200 CDI / B 200 TURBO * | | 570 901 076 570 901 076 | 577 400 078 577 400 078 | 513 106 020 513 106 020 | | | |
| B-CLASS (W246, W242) | 11 → | | | | | | |
| B 160 / B 160 CDI / d / B 180 CDI / B 180 CDI / d / B 200 CDI / B 200 CDI / d / B 200 CDI / d 4-matic / B 220 CDI / d / B 220 CDI / d 4-matic *  | | 580 901 080 580 901 080 | | 513 106 020 513 106 020 | | | |
| B 180 / B 200 / B 200 Natural Gas Drive / B 200 c / B 200 / B 220 4-matic / B 250 / B 250 4-matic / B 250 *  | | 580 901 080 570 901 076 580 901 080 570 901 076 | | 513 106 020 513 106 020 | | | |
| Electric Drive / B 250 e  | | 560 901 068 | | | | | |
| VANEO (414) | 02 - 05 | | | | | | |
| 1.6 / 1.7 CDI / 1.9 | | 570 901 076 | 577 400 078 | | | 574 012 068 | |
| 190 (W201) | 82 - 93 | | | | | | |
| Turbo-D 2.5 / D 2.0 / D 2.5 / D 2.0 / D 2.5 * | | 570 901 076 | 600 402 083 | | | 595 402 080 | |
| 2.3 / 2.6 / E 2.3 / 2.0 / 2.3 E / 2.6 / E 2.6 / E 2.0 / E 2.3 / E 2.3-16 / E 2.3 / E 2.5-16 / E 2.6 / E Evolution II 2.5 * | | 570 901 076 | 563 400 061 | | | 560 408 054 | |
| E 1.8 | | 560 901 068 | 563 400 061 | | | 560 408 054 | |
| C-CLASS (W202) | 93 - 00 | | | | | | |
| C 180 / C 200 / C 200 / C 220 / C 240 | | | 563 400 061 | | | 560 408 054 | |
| C 200 CDI / C 200 D (55 kW) / C 220 CDI / C 230 Kompressor / C 280 | | | 577 400 078 | | | 574 012 068 | |
| C 200 D (65 kW) / C 220 D (55/55 kW) / C 220 D (55/55 kW) / C 250 D | | | 574 402 075 | | | 572 409 068 | |
| C 200 Kompressor (132 kW) / C 230 * | | 570 901 076 | 563 400 061 | | | 560 408 054 | |
| C 200 Kompressor (141 kW) / C 43 AMG | | 570 901 076 | 577 400 078 | | | | |
| C 220 D (70 kW) / C 36 AMG * | | 595 901 085 | 577 400 078 | | | 574 012 068 | |
| C 250 Turbo-D | | | 561 400 060 | | | 560 409 054 | |
| C-CLASS T-Model (S202) | 96 - 01 | | | | | | |
| C 180 T (90 kW) / C 200 T / C 200 T Kompressor (120 kW) | | 560 901 068 | 563 400 061 | | | 560 408 054 | |
| C 180 T (95 kW) | | 595 901 085 | 600 402 083 563 400 061 | | | | |
| C 200 T CDI / C 200 T D / C 220 T CDI / C 220 T D / C 240 T (125 kW) / C 250 T Turbo-D | | 570 901 076 | 577 400 078 | | | 574 012 068 | |
| C 200 T Kompressor (141 kW) / C 240 T (125 kW) | | | 563 400 061 | | | 560 408 054 | |
| C 230 T / C 230 T Kompressor * | | 570 901 076 | 563 400 061 | | | 560 408 054 | |
| C 280 T | | | 577 400 078 | | | 574 012 068 | |
| C 43 AMG * | | 580 901 080 | 585 200 080 | | | | |
| C-CLASS (W203) | 00 - 07 | | | | | | |
| C 180 | | 595 901 085 | 600 402 083 563 400 061 | | | | |
| C 180 Kompressor / C 200 CGI Kompressor / C 200 Kompressor (120 kW) / C 220 CDI / C 270 CDI / C 320 / C 320 / C 320 4-matic / C 320 4-matic | | | 577 400 078 | | | 574 012 068 | |
| C 200 CDI | | | 600 402 083 | | | 595 402 080 | |
| C 200 Kompressor (120 kW) / C 280 / C 280 4-matic / C 30 CDI AMG / C 320 CDI / C 350 / C 350 4-matic / C 55 AMG | | 570 901 076 | 577 400 078 | | | | |
| C 230 / C 230 Kompressor | | 560 901 068 | 563 400 061 | | | | |
| C 240 / C 240 4-matic | | | 563 400 061 | | | 560 408 054 | |
| C 32 AMG Kompressor | | 595 901 085 | 600 402 083 585 200 080 | | | | |
| C-CLASS T-Model (S203) | 01 - 07 | | | | | | |
| C 180 * | | | 600 402 083 563 400 061 | | | | |
| C 180 Kompressor | | 570 901 076 | 577 400 078 | | | 574 012 068 | |
| C 200 CDI | | 595 901 085 | 600 402 083 | | | 595 402 080 | |
| C 200 CGI Kompressor / C 240 / C 240 4-matic | | | 563 400 061 | | | 560 408 054 | |
| C 200 Kompressor (120 kW) / C 220 CDI (105/100 kW) / C 270 CDI / C 320 / C 320 4-matic | | | 577 400 078 | | | 574 012 068 | |
| C 200 Kompressor (120 kW) / C 220 CDI (110 kW) / C 280 / C 280 4-matic / C 30 CDI AMG / C 320 CDI / C 350 / C 350 4-matic / C 55 AMG | | 570 901 076 | 577 400 078 | | | | |
| C 230 / C 230 Kompressor | | 560 901 068 | 563 400 061 | | | | |
| C 32 AMG Kompressor | | 595 901 085 | 600 402 083 585 200 080 | | | | |




 FOR CARS WITH START/STOP (MUST REPLACE AGM WITH AGM, EFB WITH EFB)


































* PLEASE CHECK AS MORE THAN ONE DIFFERENT SIZE BATTERIES CAN BE FITTED DEPENDING ON: - ELECTRICAL OPTIONS
- CLIMATE REGION
- BUILD OE

|  |  | SILVER dynamic | | | BLUE dynamic | | BLACK dynamic |
|---|---|---|----------------------------|-------------|--------------|----------------------------|---------------|
| | | AGM | SLI | Aux | EFB | SLI | SLI |
| MERCEDES-BENZ | | | | | | | |
| C-CLASS Coupe (CL203) | 01 - 11 | | | | | | |
| C 160 Kompressor | | 560 901 068 | 563 400 061 | | | | |
| C 180 * | | | 600 402 083 563 400 061 | | | | |
| C 180 Kompressor * | | 595 901 085 | 600 402 083 | | | 574 012 068 | |
| C 200 CDI | | | 600 402 083 | | | 595 402 080 | |
| C 200 CGI Kompressor / C 200 Kompressor / C 220 / C 220 CDI (100 kW) / C 230 Kompressor (141 kW) / C 320 / C 32 AMG Kompressor | | 570 901 076 | 577 400 078 | | | 574 012 068 | |
| C 220 CDI (105 kW) | | | 577 400 078 | | | 595 402 080 574 012 068 | |
| C 220 CDI (110 kW) | | 570 901 076 | 600 402 083 577 400 078 | | | | |
| C 230 / C 30 CDI AMG / C 350 | | 570 901 076 | 577 400 078 | | | | |
| C 230 Kompressor (145 kW) | | | 577 400 078 | | | 574 012 068 | |
| CLC-CLASS (CL203) | 08 - 11 | | | | | | |
| CLC 160 *  | | 570 901 076 | 577 400 078 | 513 106 020 | | 574 012 068 | |
| | | 570 901 076 | 577 400 078 | 513 106 020 | | 574 012 068 | |
| CLC 180 Kompressor / CLC 200 Kompressor / CLC 230 * | | | 577 400 078 | 513 106 020 | | 574 012 068 | |
| | | | 577 400 078 | 513 106 020 | | 574 012 068 | |
| CLC 200 CDI / CLC 220 CDI / CLC 350 * | | | 600 402 083 | 513 106 020 | | 595 402 080 | |
| | | | 600 402 083 | 513 106 020 | | 595 402 080 | |
| C-CLASS (W204) | 07 - 14 | | | | | | |
| C 180 CDI / C 200 CDI (100 kW) / C 250 CDI 4-matic / C 350 (225 kW) / C 350 4-matic (225 kW) *  | | 595 901 085 580 901 080 | | | | | |
| C 180 CGI (115 kW) *  | | 580 901 080 570 901 076 | 577 400 078 | 513 106 020 | | 574 012 068 | |
| | | 580 901 080 570 901 076 | 577 400 078 | 513 106 020 | | 574 012 068 | |
| C 180 CGI (115 kW) *  | | 580 901 080 570 901 076 | 585 200 080 577 400 078 | | | 574 012 068 | |
| C 180 Kompressor / C 200 *  | | 580 901 080 570 901 076 | 577 400 078 | | | 574 012 068 | |
| C 200 CDI (100 kW) / C 220 CDI (125/125 kW) / C 320 CDI / C 320 CDI 4-matic *  | | 595 901 085 580 901 080 | 600 402 083 | | | | |
| C 200 CGI / C 200 Kompressor / C 230 / C 230 / C 300 (170 kW) / C 300 4-matic (170 kW) *  | | 580 901 080 570 901 076 | 577 400 078 | | | | |
| C 220 CDI (120 kW) / C 350 (200 kW) *  | | 595 901 085 580 901 080 | 600 402 083 | 513 106 020 | | | |
| | | 595 901 085 580 901 080 | 600 402 083 | 513 106 020 | | | |
| C 220 CDI (120 kW) / C 250 CGI *  | | 595 901 085 580 901 080 | 577 400 078 | 513 106 020 | | 574 012 068 | |
| | | 595 901 085 580 901 080 | 577 400 078 | 513 106 020 | | 574 012 068 | |
| C 220 CDI 4-matic / C 300 CDI 4-matic / C 350 CDI (195 kW) *  | | 595 901 085 | | 513 106 020 | | | |
| | | 595 901 085 | | 513 106 020 | | | |
| C 230 4-matic *  | | 580 901 080 570 901 076 | | | | | |
| C 250 CDI *  | | 595 901 085 580 901 080 | 585 400 080 | 513 106 020 | | | |
| | | 595 901 085 580 901 080 | 585 400 080 | 513 106 020 | | | |
| C 280 / C 280 4-matic  | | 570 901 076 | 577 400 078 | | | | |
| C 300 (185 kW) / C 300 4-matic (185 kW) * | | 580 901 080 | | 513 106 020 | | | |
| | | 580 901 080 | | 513 106 020 | | | |
| C 350 4-matic (200 kW) *  | | 595 901 085 580 901 080 570 901 076 | 577 400 078 | | | | |
| C 350 CDI (165 kW) / C 350 CDI 4-matic *  | | 595 901 085 | 585 200 080 | | | 580 406 074 | |
| C 350 CGI / C 63 AMG (358 kW) *  | | 595 901 085 | 600 402 083 | 513 106 020 | | | |
| | | 595 901 085 | 600 402 083 | 513 106 020 | | | |
| C 63 AMG (336 kW)  | | 595 901 085 | 600 402 083 | | | | |
| C 63 AMG (373 kW) / C 63 AMG DR 520 * | | 595 901 085 | 600 402 083 | 513 106 020 | | 595 402 080 | |
| | | 595 901 085 | 600 402 083 | 513 106 020 | | 595 402 080 | |
| C-CLASS T-Model (S204) | 07 - 14 | | | | | | |
| C 180 / C 180 Kompressor (115 kW) *  | | 580 901 080 570 901 076 | 577 400 078 | 513 106 020 | | 574 012 068 | |
| | | 580 901 080 570 901 076 | 577 400 078 | 513 106 020 | | 574 012 068 | |
| C 180 CDI / C 180 CGI / C 200 CDI (100 kW) / C 250 CDI 4-matic / C 250 CGI / C 350 CDI (195 kW) / C 350 CGI *  | | 580 901 080 570 901 076 | | 513 106 020 | | | |
| | | 580 901 080 570 901 076 | | 513 106 020 | | | |
| C 180 Kompressor (115 kW) *  | | 580 901 080 570 901 076 | 585 200 080 577 400 078 | 513 106 020 | | 574 012 068 | |
| | | 580 901 080 570 901 076 | 585 200 080 577 400 078 | 513 106 020 | | 574 012 068 | |


M












 FOR CARS WITH START/STOP (MUST REPLACE AGM WITH AGM, EFB WITH EFB)
 * PLEASE CHECK AS MORE THAN ONE DIFFERENT SIZE BATTERIES CAN BE FITTED DEPENDING ON: - ELECTRICAL OPTIONS
 - CLIMATE REGION
 - BUILD OE

MERCEDES-BENZ


|  |  | SILVER dynamic | | | BLUE dynamic | | BLACK dynamic |
|---|---|----------------|-------------|-------------|--------------|-------------|---------------|
| | | AGM | SLI | Aux | EFB | SLI | SLI |
| MERCEDES-BENZ | | | | | | | |
| C-CLASS T-Model (S204) | 07 - 14 | | | | | | |
| C 200 CDI (100 kW) / C 200 CGI / C 220 CDI (125/120/125 kW) / C 220 CDI 4-matic / C 250 CDI / C 350 CDI (165 kW) *  | | 595 901 085 | | 513 106 020 | | | |
| | | 580 901 080 | | 513 106 020 | | | |
| C 200 Kompressor *  | | 570 901 076 | | 513 106 020 | | | |
| | | 570 901 076 | | 513 106 020 | | | |
| C 220 CDI (120 kW) / C 63 AMG (358/336 kW) *  | | 595 901 085 | 600 402 083 | 513 106 020 | | | |
| | | 580 901 080 | | | | | |
| C 230 / C 280 / C 300 *  | | 595 901 085 | 600 402 083 | 513 106 020 | | | |
| | | 580 901 080 | | | | | |
| C 230 / C 280 / C 300 *  | | 580 901 080 | 577 400 078 | 513 106 020 | | | |
| | | 570 901 076 | | | | | |
| C 230 / C 280 / C 300 *  | | 580 901 080 | 577 400 078 | 513 106 020 | | | |
| | | 570 901 076 | | | | | |
| C 320 CDI / C 320 CDI 4-matic *  | | 595 901 085 | 600 402 083 | 513 106 020 | | | |
| | | 595 901 085 | 600 402 083 | 513 106 020 | | | |
| C 350 *  | | 595 901 085 | 600 402 083 | 513 106 020 | | | |
| | | 580 901 080 | | | | | |
| | | 570 901 076 | | | | | |
| | | 595 901 085 | 600 402 083 | 513 106 020 | | | |
| C 350 CDI (170 kW) *  | | 580 901 080 | 585 200 080 | 513 106 020 | | 580 406 074 | |
| | | 580 901 080 | 585 200 080 | 513 106 020 | | 580 406 074 | |
| C 350 CDI 4-matic *  | | 595 901 085 | 585 200 080 | 513 106 020 | | 580 406 074 | |
| | | 595 901 085 | 585 200 080 | 513 106 020 | | 580 406 074 | |
| C 63 AMG (373 kW) * | | 595 901 085 | 600 402 083 | 513 106 020 | | 595 402 080 | |
| | | 595 901 085 | 600 402 083 | 513 106 020 | | 595 402 080 | |
| C 63 AMG (382 kW) * | | 595 901 085 | 585 200 080 | 513 106 020 | | | |
| | | 580 901 080 | | | | | |
| | | 595 901 085 | 585 200 080 | 513 106 020 | | | |
| C 63 AMG (382 kW) * | | 580 901 080 | | | | | |
| | | 580 901 080 | | | | | |
| C-CLASS Coupe (C204) | 11 → | | | | | | |
| C 180 (115 kW) *  | | 580 901 080 | 577 400 078 | 513 106 020 | | 574 012 068 | |
| | | 570 901 076 | | | | | |
| C 180 (115 kW) / C 200 CGI / C 220 CDI / C 250 / C 250 CDI / C 350 / C 350 4-matic *  | | 580 901 080 | | 513 106 020 | | | |
| | | 570 901 076 | | | | | |
| C 63 AMG (358 kW) *  | | 580 901 080 | | 513 106 020 | | | |
| | | 570 901 076 | | | | | |
| C 63 AMG (358 kW) *  | | 595 901 085 | | 513 106 020 | | | |
| | | 580 901 080 | | | | | |
| C 63 AMG (373 kW) * | | 595 901 085 | | 513 106 020 | | | |
| | | 580 901 080 | | | | | |
| C 63 AMG (373 kW) * | | 580 901 080 | | 513 106 020 | | | |
| | | 580 901 080 | | 513 106 020 | | | |
| C-CLASS (W205) | 13 → | | | | | | |
| AMG C 43 4-matic / C 160 / C 180 / C 180 / C 180 BlueTEC / d / C 200 / C 200 4-matic / C 200 BlueTEC / d / C 220 BlueTEC / d / C 250 / C 250 BlueTEC / d / C 250 BlueTEC / d 4-matic / C 300 BlueTEC Hybrid / h *  | | 580 901 080 | | | | | |
| | | 570 901 076 | | | | | |
| AMG C 63 / AMG C 63 S / AMG C 63 S *  | | 595 901 085 | | | | | |
| C 200 d *  | | 580 901 080 | | | | | |
| C 220 d 4-matic / C 350 e / C 400 4-matic / C 450 AMG 4-matic  | | 560 901 068 | | | | | |
| C 300 *  | | 580 901 080 | | | | | |
| C 300 *  | | 595 901 085 | | | | | |
| C 300 *  | | 580 901 080 | | | | | |
| C-CLASS T-Model (S205) | 14 → | | | | | | |
| AMG C 43 4-matic / C 160 / C 180 / C 180 / C 180 BlueTEC / d / C 200 / C 200 4-matic / C 200 BlueTEC / d / C 250 *  | | 580 901 080 | | | | | |
| | | 570 901 076 | | | | | |
| AMG C 63 / AMG C 63 S  | | 595 901 085 | | | | | |
| C 200 d / C 220 BlueTEC / d / C 220 d 4-matic / C 250 BlueTEC / d / C 250 BlueTEC / d 4-matic / C 300 / C 350 e / C 400 4-matic / C 450 AMG 4-matic  | | 580 901 080 | | | | | |
| | | 580 901 080 | | | | | |
| C 300 BlueTEC Hybrid / h *  | | 595 901 085 | | | | | |
| C 300 BlueTEC Hybrid / h *  | | 580 901 080 | | | | | |
| C-CLASS Coupe (C205) | 15 → | | | | | | |
| AMG C 43 4-matic / C 300 / C 400 4-matic  | | 570 901 076 | | | | | |
| AMG C 63 / AMG C 63 S / C 220 d / C 220 d 4-matic / C 250 d / C 250 d 4-matic / AMG C 63 S  | | 580 901 080 | | | | | |
| C 180 *  | | 570 901 076 | | | | | |
| C 180 *  | | 560 901 068 | | | | | |
| C 200 / C 250 *  | | 580 901 080 | | | | | |
| | | 570 901 076 | | | | | |





 FOR CARS WITH START/STOP (MUST REPLACE AGM WITH AGM, EFB WITH EFB)
 * PLEASE CHECK AS MORE THAN ONE DIFFERENT SIZE BATTERIES CAN BE FITTED DEPENDING ON: - ELECTRICAL OPTIONS
 - CLIMATE REGION
 - BUILD OE

|  |  | SILVER dynamic | | | BLUE dynamic | | BLACK dynamic |
|--|---|--|----------------------------|----------------------------|--------------|-------------|---------------|
| | | AGM | SLI | Aux | EFB | SLI | SLI |
| MERCEDES-BENZ | | | | | | | |
| C-CLASS Coupe (C205) | 15 → | | | | | | |
| C 200 4-matic *  | | 580 901 080 560 901 068 | | | | | |
| C-CLASS Convertible (A205) | 16 → | | | | | | |
| AMG C 43 4-matic / C 180 / C 400 4-matic  | | 570 901 076 | | | | | |
| AMG C 63 / AMG C 63 S / C 200 / C 200 4-matic / C 220 d / C 220 d 4-matic / C 250 / C 250 d / C 300  | | 580 901 080 | | | | | |
| CLA Coupe (C117) | 13 → | | | | | | |
| AMG CLA 45 4-matic / CLA 180 CDI/d / CLA 200 CDI / CLA 200 CDI/d / CLA 200 CDI/d 4-matic / CLA 220 CDI 4-matic / CLA 220 CDI/d (125 kW) / CLA 220 CDI/d 4-matic (120 kW) / CLA 250 (160 kW) *  | | 580 901 080 580 901 080 | | 513 106 020 513 106 020 | | | |
| CLA 180 / CLA 200 / CLA 200 / CLA 220 4-matic / CLA 220 CDI/d (120/130 kW) / CLA 220 CDI/d 4-matic (130 kW) / CLA 250 (155 kW) / CLA 250 4-matic / CLA 250 4-matic / CLA 45 AMG 4-matic *  | | 580 901 080 570 901 076 580 901 080 570 901 076 | | 513 106 020 513 106 020 | | | |
| CLA Shooting Brake (X117) | 15 → | | | | | | |
| AMG CLA 45 4-matic / CLA 180 d / CLA 200 CDI/d / CLA 200 CDI/d 4-matic / CLA 220 CDI/d / CLA 220 CDI/d 4-matic / CLA 250 4-matic (160 kW) *  | | 580 901 080 580 901 080 | | 513 106 020 513 106 020 | | | |
| CLA 180 / CLA 200 / CLA 220 4-matic / CLA 250 / CLA 250 4-matic (155 kW) / CLA 45 AMG 4-matic *  | | 580 901 080 570 901 076 580 901 080 570 901 076 | | 513 106 020 513 106 020 | | | |
| CLK (C208) | 97 - 03 | | | | | | |
| 200 | | 560 901 068 | 563 400 061 | | | | |
| 200 Kompressor / 230 Kompressor / 320 | | 570 901 076 | 577 400 078 | | | | |
| 430 / 55 AMG | | 595 901 085 | 600 402 083 | | | | |
| CLK Convertible (A208) | 98 - 02 | | | | | | |
| 200 | | 560 901 068 | 563 400 061 | | | | |
| 200 Kompressor / 230 Kompressor / 320 | | 570 901 076 | 577 400 078 | | | | |
| 430 / 55 AMG | | 595 901 085 | 600 402 083 | | | | |
| CLK (C209) | 02 - 09 | | | | | | |
| 200 CGI | | 560 901 068 | 563 400 061 | | | | |
| 200 Kompressor / 240 | | 570 901 076 | 577 400 078 | | | | |
| 220 CDI (110 kW) / 270 CDI / 280 / 320 / 320 CDI / 350 / 500 / 55 AMG / 63 AMG (354 kW) / 500 | | 595 901 085 | 600 402 083 | | | | |
| 220 CDI (100 kW) / 63 AMG (373 kW) | | 595 901 085 | 600 402 083 | | | 595 402 080 | |
| DTM AMG * | | 595 901 085 | 577 400 078 | | | 574 012 068 | |
| CLK Convertible (A209) | 03 - 10 | | | | | | |
| CLK 200 CGI * | | 570 901 076 | 563 400 061 | | | 560 408 054 | |
| CLK 200 Kompressor / CLK 240 | | 570 901 076 | 577 400 078 | | | | |
| CLK 280 / CLK 320 / CLK 320 CDI / CLK 350 / CLK 500 / CLK 500 / CLK 55 AMG / CLK 63 AMG | | 595 901 085 | 600 402 083 | | | | |
| CLK AMG DTM | | 595 901 085 | 600 402 083 | | | 595 402 080 | |
| CLS (C219) | 04 - 11 | | | | | | |
| CLS 280 / CLS 300 / CLS 320 CDI / CLS 350 / CLS 350 CGI / CLS 500 / CLS 500 / CLS 55 AMG / CLS 63 AMG * | | 595 901 085 595 901 085 | 600 402 083 600 402 083 | 513 106 020 513 106 020 | | | |
| CLS 350 CDI * | | 595 901 085 595 901 085 | | 513 106 020 513 106 020 | | | |
| CLS (C218) | 10 → | | | | | | |
| CLS 220 BlueTEC / d / CLS 250 BlueTEC / d 4-matic / CLS 250 CDI / BlueTEC / d / CLS 350 / CLS 350 BlueTEC / d / CLS 350 BlueTEC / d 4-matic / CLS 350 CDI / d / CLS 350 CDI / d 4-matic / CLS 350 / CLS 350 d 4-matic / CLS 400 / CLS 400 4-matic / CLS 500 / CLS 500 4-matic / CLS 500 / CLS 500 4-matic / CLS 63 AMG / CLS 63 AMG 4-matic / CLS 63 AMG 4-matic *  | | 595 901 085 580 901 080 595 901 085 580 901 080 | | 513 106 020 513 106 020 | | | |
| CLS Shooting Brake (X218) | 12 → | | | | | | |
| CLS 220 BlueTEC / d / CLS 250 BlueTEC / d 4-matic / CLS 250 CDI / BlueTEC / d / CLS 350 / CLS 350 BlueTEC / d / CLS 350 BlueTEC / d 4-matic / CLS 350 CDI / d / CLS 350 CDI / d 4-matic / CLS 350 d 4-matic / CLS 400 / CLS 400 4-matic / CLS 500 / CLS 500 4-matic / CLS 500 4-matic / CLS 63 AMG / CLS 63 AMG 4-matic *  | | 595 901 085 580 901 080 595 901 085 580 901 080 | | 513 106 020 513 106 020 | | | |
| SALOON (W123) | 76 - 85 | | | | | | |
| 200 / 230 / 230 E / 250 / 280 / 280 E * | | 570 901 076 | 563 400 061 | | | 560 408 054 | |
| 200 D / 240 D / 300 D / 300 Turbo-D / 300 Turbo-D | | 570 901 076 | 577 400 078 | | | 574 012 068 | |
| KOMBI T-Model (S123) | 77 - 86 | | | | | | |
| 200 T / 230 TE / 250 T / 280 TE * | | 570 901 076 | 563 400 061 | | | 560 408 054 | |
| 240 TD / 300 TD / 300 T Turbo-D / 300 T Turbo-D | | 570 901 076 | 577 400 078 | | | 574 012 068 | |

M

 FOR CARS WITH START/STOP (MUST REPLACE AGM WITH AGM, EFB WITH EFB)
 * PLEASE CHECK AS MORE THAN ONE DIFFERENT SIZE BATTERIES CAN BE FITTED DEPENDING ON: - ELECTRICAL OPTIONS
 - CLIMATE REGION
 - BUILD OE



















MERCEDES-BENZ

|  |  | SILVER dynamic | | | BLUE dynamic | | BLACK dynamic |
|--|---|----------------------------|----------------------------|-------------|--------------|-------------|---------------|
| | | AGM | SLI | Aux | EFB | SLI | SLI |
| MERCEDES-BENZ | | | | | | | |
| COUPE (C123) | 77 - 85 | | | | | | |
| 230 CE / 280 CE * | | 570 901 076 | 563 400 061 | | | 560 408 054 | |
| 300 C Turbo-D * | | 595 901 085 | 577 400 078 | | | 574 012 068 | |
| SALOON (W124) | 84 - 93 | | | | | | |
| 200 / 200 E / 220 E / 230 E / 230 E Cat * | | 570 901 076 | 563 400 061 | | | 560 408 054 | |
| 200 D / 250 D / 250 Turbo-D / 300 D / 300 D 4-matic / 300 Turbo-D / 300 Turbo-D 4-matic | | 570 901 076 | 577 400 078 | | | 574 012 068 | |
| 260 E / 260 E 4-matic / 280 E / 300 E / 280 E / 300 E 24 / 300 E 4-matic / 320 E / 400 E 4.2 / 500 E * | | 570 901 076 | 600 402 083 | | | 595 402 080 | |
| 500 E AMG 6.0 * | | 595 901 085 | 577 400 078 | | | 574 012 068 | |
| KOMBI T-Model (S124) | 85 - 93 | | | | | | |
| 200 T / 200 TE / 220 TE / 230 TE / 230 TE Cat * | | 570 901 076 | 563 400 061 | | | 560 408 054 | |
| 200 TD * | | 595 901 085 | 577 400 078 | | | 574 012 068 | |
| 250 TD / 300 TD / 300 T Turbo-D / 300 T Turbo-D / 300 T Turbo-D 4-matic | | 570 901 076 | 577 400 078 | | | 574 012 068 | |
| 250 TD Turbo | | 595 901 085 | 600 402 083 | | | 595 402 080 | |
| 260 TE FGST. / 280 TE / 300 TE / 320 TE / 300 TE 24 / 300 TE 4-matic / 320 TE * | | 570 901 076 | 600 402 083 | | | 595 402 080 | |
| CABRIOLET (A124) | 91 - 93 | | | | | | |
| 300 CE-24 * | | 570 901 076 | 600 402 083 | | | 595 402 080 | |
| COUPE (C124) | 87 - 93 | | | | | | |
| 220 CE / 230 CE / 230 CE Cat * | | 570 901 076 | 563 400 061 | | | 560 408 054 | |
| 300 CE / 300 CE-24 / 320 CE / 300 CE-24 / 320 CE * | | 570 901 076 | 600 402 083 | | | 595 402 080 | |
| E-CLASS (W124) | 93 - 96 | | | | | | |
| E 200 / E 220 * | | 570 901 076 | 563 400 061 | | | 560 408 054 | |
| E 200 D / E 250 D / E 250 Turbo-D / E 280 / E 300 4-matic / E 300 D / E 300 Turbo-D / E 300 Turbo-D 4-matic / E 320 / E 36 AMG / E 420 / E 500 / E 60 AMG * | | 570 901 076 | 600 402 083 | | | 595 402 080 | |
| E-CLASS T-Model (S124) | 93 - 96 | | | | | | |
| E 200 T / E 220 T * | | 570 901 076 | 563 400 061 | | | 560 408 054 | |
| E 250 TD / E 250 Turbo D / E 280 T / E 300 T 4-matic / E 300 TD / E 300 TE-24 AMG / E 300 T Turbo-D / E 300 T Turbo-D 4-matic / E 320 T / E 320 T / E 36 T AMG * | | 570 901 076 | 600 402 083 | | | 595 402 080 | |
| E-CLASS Coupe (C124) | 93 - 97 | | | | | | |
| E 200 / E 220 / E 320 / E 36 AMG * | | 570 901 076 | 563 400 061 | | | 560 408 054 | |
| E-CLASS Convertible (A124) | 93 - 98 | | | | | | |
| E 200 / E 220 * | | 570 901 076 | 563 400 061 | | | 560 408 054 | |
| E 320 / E 36 AMG * | | 570 901 076 | 600 402 083 | | | 595 402 080 | |
| E-CLASS (W210) | 95 - 03 | | | | | | |
| E 200 / E 200 CDI / E 200 D / E 200 Kompressor / E 220 CDI (100 kW) / E 240 / E 250 Turbo-D / E 270 CDI (125 kW) / E 320 (165 kW) / E 320 4-matic / E 320 CDI | | 570 901 076 | 577 400 078 | | | | |
| E 220 CDI (92 kW) / E 220 D / E 280 (142 kW) / E 290 Turbo-D / E 300 D / E 300 D / E 300 Turbo-D / E 300 Turbo-D / E 320 (162 kW) / E 36 AMG / E 420 / E 50 AMG / E 55 AMG 4-matic * | | 570 901 076 | 600 402 083 | | | 595 402 080 | |
| E 230 * | | 570 901 076 | 563 400 061 | | | 560 408 054 | |
| E 250 D / E 430 / E 430 4-matic / E 55 AMG | | 595 901 085 | 600 402 083 | | | | |
| E 270 CDI (120 kW) / E 280 (150 kW) / E 280 4-matic | | 570 901 076 | 600 402 083 577 400 078 | | | | |
| E-CLASS T-Model (S210) | 96 - 03 | | | | | | |
| E 200 T / E 200 T Kompressor / E 220 T CDI (100 kW) / E 240 T / E 270 T CDI (125 kW) / E 320 T CDI | | 570 901 076 | 577 400 078 | | | | |
| E 220 T CDI (92 kW) / E 250 TD / E 250 T Turbo-D / E 290 T Turbo-D / E 300 T Turbo-D / E 420 T / E 55 T AMG 4-matic * | | 570 901 076 | 600 402 083 | | | 595 402 080 | |
| E 230 T * | | 570 901 076 | 563 400 061 | | | 560 408 054 | |
| E 270 T CDI (120 kW) | | 570 901 076 | 577 400 078 | | | 574 012 068 | |
| E 280 T / E 280 T 4-matic / E 320 T / E 320 T 4-matic / E 320 T 4-matic / E 320 T / E 320 T 4-matic / E 430 T / E 430 T 4-matic / E 55 T AMG | | 595 901 085 | 600 402 083 | | | | |
| E-CLASS (W211) | 02 - 09 | | | | | | |
| E 200 CDI / E 200 Kompressor (135 kW) / E 200 NGT / E 220 CDI / E 240 / E 240 4-matic / E 270 CDI / E 280 CDI / E 280 CDI 4-matic * | | 595 901 085 570 901 076 | | 513 106 020 | | | |
| | | 595 901 085 570 901 076 | | 513 106 020 | | | |
| E 200 Kompressor (120 kW) * | | 595 901 085 | 600 402 083 | 513 106 020 | | | |
| | | 595 901 085 | 600 402 083 | 513 106 020 | | | |
| E 230 / E 280 / E 280 4-matic / E 280 / E 280 4-matic / E 300 BlueTEC / E 320 / E 320 4-matic / E 320 CDI / E 320 CDI 4-matic / E 350 / E 350 4-matic / E 350 CGI / E 400 CDI / E 420 CDI / E 500 / E 500 4-matic / E 55 AMG Kompressor / E 63 AMG * | | 595 901 085 | | 513 106 020 | | | |
| | | 595 901 085 | | 513 106 020 | | | |




⚠ FOR CARS WITH START/STOP (MUST REPLACE AGM WITH AGM, EFB WITH EFB)










* PLEASE CHECK AS MORE THAN ONE DIFFERENT SIZE BATTERIES CAN BE FITTED DEPENDING ON: - ELECTRICAL OPTIONS
- CLIMATE REGION
- BUILD OE

|  |  | SILVER dynamic | | | BLUE dynamic | | BLACK dynamic |
|--|---|----------------|-------------|-------------|--------------|-----|---------------|
| | | AGM | SLI | Aux | EFB | SLI | SLI |
| MERCEDES-BENZ | | | | | | | |
| E-CLASS T-Model (S211) | 03 - 09 | | | | | | |
| 350 CGI / E 200 CDI / E 220 T CDI (125/110/125 kW) / E 200 Kompressor / E 220 CDI / E 220 T CDI (125/110/125 kW) / E 230 T / E 230 T / E 240 T / E 240 T 4-matic / E 240 T / E 240 T 4-matic / E 270 T CDI (130 kW) / E 280 T / E 280 T 4-matic / E 280 T CDI / E 280 T CDI 4-matic / E 280 T / E 280 T 4-matic / E 280 T CDI / E 280 T CDI 4-matic / E 320 T / E 320 T 4-matic / E 320 T CDI / E 320 T CDI 4-matic / E 320 T / E 320 T 4-matic / E 320 T CDI / E 320 T CDI 4-matic / E 350 T / E 350 T 4-matic / E 350 T / E 350 T 4-matic / E 500 T / E 500 T 4-matic / E 55 T AMG Kompressor / E 55 T AMG Kompressor / E 63 AMG * | | 595 901 085 | | 513 106 020 | | | |
| | | 595 901 085 | | 513 106 020 | | | |
| E 200 T Kompressor * | | 595 901 085 | 600 402 083 | 513 106 020 | | | |
| | | 595 901 085 | 600 402 083 | 513 106 020 | | | |
| E 220 T CDI (120 kW) / E 270 T CDI (120 kW) *  | | 595 901 085 | | 513 106 020 | | | |
| | | 570 901 076 | | 513 106 020 | | | |
| | | 595 901 085 | | 513 106 020 | | | |
| | | 570 901 076 | | 513 106 020 | | | |
| E-CLASS (W212) | 09 → | | | | | | |
| E 200 / E 200 CDI / BlueTEC / E 200 CGI / E 200 NGT / E 220 BlueTEC / E 220 BlueTEC 4-matic / E 220 CDI / E 220 CDI / BlueTEC / E 250 / E 250 CDI / BlueTEC / E 250 CDI / BlueTEC 4-matic / E 250 CGI / E 250 / E 250 CGI / E 300 / E 300 4-matic / E 300 CDI / E 300 CDI / BlueTEC / E 350 / E 350 4-matic / E 350 BlueTEC / E 350 BlueTEC 4-matic / E 350 CDI / E 350 CDI 4-matic / E 350 CGI / E 400 / E 400 4-matic / E 500 / E 500 4-matic / E 500 / E 500 / E 500 4-matic / E 63 AMG / E 63 AMG 4-matic *  | | 595 901 085 | | 513 106 020 | | | |
| | | 580 901 080 | | 513 106 020 | | | |
| E 300 Hybrid / BlueTEC Hybrid *  | | 595 901 085 | | 513 106 020 | | | |
| | | 580 901 080 | | 513 106 020 | | | |
| E-CLASS T-Model (S212) | 09 → | | | | | | |
| E 200 / E 200 CDI / BlueTEC / E 200 CGI / E 220 BlueTEC 4-matic / E 220 CDI / E 220 CDI / BlueTEC / E 250 / E 250 CDI / BlueTEC / E 250 CDI / BlueTEC 4-matic / E 250 CGI / E 300 / E 300 4-matic / E 300 CDI / E 300 CDI / BlueTEC / E 350 / E 350 4-matic / E 350 BlueTEC / E 350 BlueTEC 4-matic / E 350 CDI / E 350 CDI 4-matic / E 350 CGI / E 400 / E 400 4-matic / E 500 / E 500 4-matic / E 500 (300/300 kW) / E 500 4-matic / E 63 AMG / E 63 AMG 4-matic *  | | 595 901 085 | | 513 106 020 | | | |
| | | 580 901 080 | | 513 106 020 | | | |
| E 220 BlueTEC *  | | 595 901 085 | | 513 106 020 | | | |
| | | 580 901 080 | | 513 106 020 | | | |
| E 300 Hybrid / BlueTEC Hybrid / E 500 (285 kW) *  | | 595 901 085 | | 513 106 020 | | | |
| | | 570 901 076 | | 513 106 020 | | | |
| | | 595 901 085 | | 513 106 020 | | | |
| | | 580 901 080 | | 513 106 020 | | | |
| E-CLASS Coupe (C207) | 09 → | | | | | | |
| E 200 / E 200 CGI / E 220 BlueTEC / E 220 CDI / E 250 / E 250 CGI / E 250 / E 250 CGI / E 300 / E 320 / E 350 / E 350 4-matic / E 350 BlueTEC / E 350 BlueTEC / d / E 350 CDI (195 kW) / E 400 / E 500 / E 500 *  | | 595 901 085 | | 513 106 020 | | | |
| | | 580 901 080 | | 513 106 020 | | | |
| E 220 CDI / d / E 250 CDI / BlueTEC / d *  | | 595 901 085 | | 513 106 020 | | | |
| | | 580 901 080 | | 513 106 020 | | | |
| E 350 CDI (170 kW) / E 350 CGI *  | | 580 901 080 | | 513 106 020 | | | |
| | | 570 901 076 | | 513 106 020 | | | |
| | | 580 901 080 | | 513 106 020 | | | |
| | | 570 901 076 | | 513 106 020 | | | |
| E-CLASS Convertible (A207) | 10 → | | | | | | |
| E 200 / E 200 CGI / E 220 BlueTEC / E 250 / E 250 CGI / E 250 CGI / E 300 / E 320 / E 350 / E 350 BlueTEC / E 350 BlueTEC / d / E 350 CDI / E 350 CGI / E 400 / E 550 / E 500 / E 550 / E 500 *  | | 595 901 085 | | 513 106 020 | | | |
| | | 580 901 080 | | 513 106 020 | | | |
| E 220 CDI / E 220 CDI / BlueTEC / d / E 250 CDI / BlueTEC / d *  | | 595 901 085 | | 513 106 020 | | | |
| | | 580 901 080 | | 513 106 020 | | | |
| | | 570 901 076 | | 513 106 020 | | | |
| | | 580 901 080 | | 513 106 020 | | | |
| | | 570 901 076 | | 513 106 020 | | | |
| E-CLASS (W213) | 16 → | | | | | | |
| AMG E 43 4-matic / AMG E 63 4-matic+ / AMG E 63 S 4-matic+ / E 180 / E 200 / E 200 4-matic / E 220 d 4-matic (143 kW) / E 250 / E 250 / E 300 / E 400 4-matic *  | | 595 901 085 | | | | | |
| | | 580 901 080 | | | | | |
| E 200 d / E 220 d / E 220 d 4-matic (120 kW) / E 350 d *  | | 595 901 085 | | | | | |
| | | 580 901 080 | | | | | |
| E 350 e  | | 580 901 080 | | | | | |
| E-CLASS T-Model (S213) | 16 → | | | | | | |
| AMG E 43 4-matic / E 200 / E 200 4-matic / E 200 d / E 220 d (120 kW) / E 220 d 4-matic / E 250 / E 350 d / E 400 4-matic *  | | 595 901 085 | | | | | |
| | | 580 901 080 | | | | | |
| E 220 d (143 kW) *  | | 595 901 085 | | | | | |
| | | 580 901 080 | | | | | |

M

 FOR CARS WITH START/STOP (MUST REPLACE AGM WITH AGM, EFB WITH EFB)
 * PLEASE CHECK AS MORE THAN ONE DIFFERENT SIZE BATTERIES CAN BE FITTED DEPENDING ON:
 - ELECTRICAL OPTIONS
 - CLIMATE REGION
 - BUILD OE
















MERCEDES-BENZ

|  |  | SILVER dynamic | | | BLUE dynamic | | BLACK dynamic |
|---|---|---|-------------|----------------------------|--------------|-------------|---------------|
| | | AGM | SLI | Aux | EFB | SLI | SLI |
| MERCEDES-BENZ | | | | | | | |
| E-CLASS All-Terrain (S213) | 17 → | | | | | | |
| E 220 d 4-matic *  | | 595 901 085 580 901 080 570 901 076 | | | | | |
| E-CLASS Coupe (C238) | 16 → | | | | | | |
| E 200 / E 220 d / E 300 / E 400 4-matic *  | | 595 901 085 580 901 080 570 901 076 | | | | | |
| SL Coupe (C107) | 72 - 85 | | | | | | |
| 280 SLC / 380 SLC * | | 570 901 076 | 563 400 061 | | | 560 408 054 | |
| S-CLASS (W126) | 79 - 91 | | | | | | |
| 260 SE / 280 S / 280 SE, SEL / 300 SE, SEL / 380 SE, SEL / 420 SE, SEL / 500 SE, SEL / 500 SE, SEL Cat / 560 SE, SEL * | | 570 901 076 | 600 402 083 | | | 595 402 080 | |
| 3.8 | | 570 901 076 | 577 400 078 | | | 574 012 068 | |
| S-CLASS Coupe (C126) | 80 - 91 | | | | | | |
| 380 SEC / 420 SEC / 500 SEC / 500 SEC Cat / 560 SEC * | | 570 901 076 | 600 402 083 | | | 595 402 080 | |
| S-CLASS (W140) | 91 - 98 | | | | | | |
| S 350 Turbo-D / 300 SE 2.8 / 300 SE, SEL/S320 / 400 SE, SEL/S420 / S 500 / 500 SE, SEL / 600 SE, SEL / S 280 / S 300 Turbo-D / S 420 / S 500 / 500 SE, SEL / S 600 / S 600 | | 595 901 085 | 600 402 083 | | | 595 402 080 | |
| S-CLASS Coupe (C140) | 92 - 99 | | | | | | |
| SEC/CL 600 / CL 500 / SEC/CL 500 / SEC/CL 420 / SEC/CL 500 | | 595 901 085 | 600 402 083 | | | 595 402 080 | |
| S-CLASS (W220) | 98 - 05 | | | | | | |
| S 280 / S 320 / S 320 CDI / S 350 / S 350 4-matic / S 400 CDI / S 430 / S 430 4-matic / S 500 / S 500 4-matic / S 600 / S 65 AMG | | 595 901 085 | 600 402 083 | | | | |
| S 55 AMG / S 55 AMG Kompressor / S 63 AMG * | | 595 901 085 | 600 402 083 | 513 106 020 | | | |
| | | 595 901 085 | 600 402 083 | 513 106 020 | | | |
| S-CLASS Coupe (C215) | 99 - 06 | | | | | | |
| CL 500 / CL 55 AMG / CL 55 AMG Kompressor / CL 600 / CL 65 AMG | | 595 901 085 | 600 402 083 | | | | |
| CL 63 AMG | | 595 901 085 | 600 402 083 | | | 595 402 080 | |
| S-CLASS (W221) | 05 - 13 | | | | | | |
| S 250 CDI / S 320 CDI (173 kW) / S 350 CDI / S 350 CGI / S 350 CGI 4-matic / S 350 CGI / S 350 CGI 4-matic / S 500 CGI / S 500 CGI 4-matic / S 500 CGI 4-matic / S 500 CGI 4-matic / S 500 CGI 4-matic / S 63 AMG *  | | 595 901 085 | | 513 106 020 | | | |
| | | 595 901 085 | | 513 106 020 | | | |
| S 280 / S 320 CDI 4-matic (173 kW) / S 420 CDI / S 450 / S 450 4-matic | | 595 901 085 | | | | | |
| S 300 * | | 595 901 085 | 600 402 083 | 535 106 052 | | 595 402 080 | |
| | | 595 901 085 | 600 402 083 | 535 106 052 | | 595 402 080 | |
| S 320 CDI (155 kW) / S 350 BlueTec / S 350 BlueTEC 4-matic *  | | 595 901 085 560 901 068 | | 513 106 020 | | | |
| | | 595 901 085 560 901 068 | | 513 106 020 | | | |
| S 320 CDI 4-matic (155 kW) * | | 560 901 068 | | 513 106 020 | | | |
| | | 560 901 068 | | 513 106 020 | | | |
| S 350 * | | 595 901 085 570 901 076 | | 535 106 052 513 106 020 | | | |
| | | 595 901 085 570 901 076 | | 535 106 052 513 106 020 | | | |
| S 350 4-matic * | | 595 901 085 560 901 068 | | 535 106 052 513 106 020 | | | |
| | | 595 901 085 560 901 068 | | 535 106 052 513 106 020 | | | |
| S 400 Hybrid *  | | 595 901 085 580 901 080 | | | | | |
| S 500 / S 500 4-matic / S 500 4-matic / S 500 4-matic * | | 595 901 085 | | 535 106 052 | | | |
| | | 595 901 085 | | 535 106 052 | | | |
| S 600 / S 65 AMG * | | 595 901 085 | | 535 106 052 513 106 020 | | | |
| | | 595 901 085 | | 535 106 052 513 106 020 | | | |
| S-CLASS Coupe (C216) | 06 - 13 | | | | | | |
| CL 500 (285 kW) / CL 500 4-matic (285 kW) / CL 500 4-matic (285 kW) / CL 600 / CL 65 AMG (450 kW) * | | 595 901 085 | 600 402 083 | 535 106 052 | | | |
| | | 595 901 085 | 600 402 083 | 535 106 052 | | | |
| CL 500 (320 kW) / CL 500 4-matic (320 kW) / CL 500 4-matic (320 kW) / CL 63 AMG (420/400 kW) *  | | 595 901 085 | | 513 106 020 | | | |
| | | 595 901 085 | | 513 106 020 | | | |
| CL 63 AMG (386 kW) * | | 595 901 085 560 901 068 | 600 402 083 | | | | |
| | | 595 901 085 | | 535 106 052 | | | |
| CL 65 AMG (463 kW) * | | 595 901 085 | | 535 106 052 | | | |
| | | 595 901 085 | | 535 106 052 | | | |
| S-CLASS (W222, V222, X222) | 13 → | | | | | | |
| S 300 BlueTEC Hybrid / h / S 350 BlueTEC 4-matic / S 400 Hybrid / h / S 500 Hybrid / e / S 500 Hybrid / e / S 500 Hybrid / e / S 63 AMG 4-matic / S 65 AMG / S 65 AMG *  | | 595 901 085 570 901 076 | | 513 106 020 | | | |
| | | 595 901 085 570 901 076 | | 513 106 020 | | | |




 FOR CARS WITH START/STOP (MUST REPLACE AGM WITH AGM, EFB WITH EFB)












* PLEASE CHECK AS MORE THAN ONE DIFFERENT SIZE BATTERIES CAN BE FITTED DEPENDING ON: - ELECTRICAL OPTIONS
- CLIMATE REGION
- BUILD OE

|   |  | SILVER dynamic | | | BLUE dynamic | | BLACK dynamic |
|---|---|---|----------------------------|----------------------------|--------------|-------------|---------------|
| | | AGM | SLI | Aux | EFB | SLI | SLI |
| MERCEDES-BENZ | | | | | | | |
| S-CLASS (W222, V222, X222) | 13 → | | | | | | |
| S 320 / S 400 / S 500 Maybach 4-matic *  | | 605 901 095 595 901 085 570 901 076 | | 513 106 020 | | | |
| S 350 BlueTEC / d / S 350 BlueTEC / d 4-matic / S 500 / S 500 4-matic / S 500 Maybach / S 500 / S 500 4-matic / S 500 4-matic / S 500 Maybach / S 600 / S 600 / S 600 Maybach *  | | 605 901 095 595 901 085 | | 513 106 020 | | | |
| | | 605 901 095 595 901 085 | | 513 106 020 | | | |
| S 400 4-matic / S 63 AMG *  | | 595 901 085 580 901 080 | | 513 106 020 | | | |
| | | 595 901 085 580 901 080 | | 513 106 020 | | | |
| S-CLASS Coupe (C217) | 14 → | | | | | | |
| S 400 4-matic *  | | 605 901 095 | | 513 106 020 | | | |
| S 500 / S 500 4-matic / S 500 4-matic *  | | 605 901 095 595 901 085 | | 513 106 020 | | | |
| | | 605 901 095 595 901 085 | | 513 106 020 | | | |
| S 63 AMG / S 63 AMG 4-matic / S 63 AMG 4-matic / S 65 AMG *  | | 595 901 085 | | 513 106 020 | | | |
| | | 595 901 085 | | 513 106 020 | | | |
| S-CLASS Convertible (A217) | 15 → | | | | | | |
| AMG S 63 / AMG S 63 4-matic / AMG S 65 / S 500  | | 595 901 085 | | | | | |
| SL (R107) | 71 - 89 | | | | | | |
| 280 SL / 300 SL / 380 SL * | | 570 901 076 | 563 400 061 | | | 560 408 054 | |
| 420 SL / 500 SL * | | 570 901 076 | 600 402 083 | | | 595 402 080 | |
| 560 SL | | 595 901 085 | 600 402 083 | | | 595 402 080 | |
| SL (R129) | 89 - 01 | | | | | | |
| 280 (142 kW) / 300 SL / 300 SL-24 / 320 (170 kW) / 500 (235 kW) / 500 SL / 60 AMG | | 595 901 085 | 600 402 083 | | | 595 402 080 | |
| 280 (150 kW) | | 570 901 076 | 600 402 083 577 400 078 | | | | |
| 320 (165 kW) / 500 (225 kW) / 600 | | 595 901 085 | 600 402 083 | | | | |
| 55 AMG / SL 73 AMG * | | 595 901 085 | 600 402 083 | 535 106 052 | | 595 402 080 | |
| | | 595 901 085 | 600 402 083 | 535 106 052 | | 595 402 080 | |
| SL (R230) | 01 - 12 | | | | | | |
| 280 / 300 / 350 / 500 / 500 / 55 AMG / 55 AMG Kompressor / 55 AMG Kompressor / 600 (368 kW) * | | 570 901 076 | | 535 106 052 | | | |
| | | 570 901 076 | | 535 106 052 | | | |
| 600 (380 kW) * | | 570 901 076 | | 535 106 052 513 106 020 | | | |
| | | 570 901 076 | | 535 106 052 513 106 020 | | | |
| 63 AMG / 65 AMG * | | 595 901 085 | | 535 106 052 513 106 020 | | | |
| | | 595 901 085 | | 535 106 052 513 106 020 | | | |
| 65 AMG Black Series * | | 570 901 076 | | 513 106 020 | | | |
| | | 570 901 076 | | 513 106 020 | | | |
| SL (R231) | 12 → | | | | | | |
| 350 / 400 / 400 / 500 / 500 / 63 AMG / 65 AMG *  | | 595 901 085 | | 513 106 020 | | | |
| | | 595 901 085 | | 513 106 020 | | | |
| SLK (R170) | 96 - 04 | | | | | | |
| 200 | | | 563 400 061 | | | 560 408 054 | |
| 200 Kompressor / 230 Kompressor * | | | 577 400 078 563 400 061 | | | | |
| 320 / 32 AMG Kompressor | | 570 901 076 | 577 400 078 | | | | |
| SLK (R171) | 04 - 11 | | | | | | |
| 200 Kompressor / 280 / 300 / 350 / 55 AMG | | 570 901 076 | 577 400 078 | | | | |
| SLK (R172) | 11 → | | | | | | |
| 200 (135 kW) / 250 CDI / d / 300 *  | | 580 901 080 | | 513 106 020 | | | |
| 200 (135 kW) / 250 / 350 / 55 AMG *  | | 580 901 080 570 901 076 | | 513 106 020 | | | |
| | | 580 901 080 570 901 076 | | 513 106 020 | | | |
| SLC (R172) | 16 → | | | | | | |
| 180 / 200 / 250 d / 300 *  | | 580 901 080 | | 513 106 020 | | | |
| AMG SLC 43 *  | | 570 901 076 | | 513 106 020 | | | |
| SLR (R199) | 04 → | | | | | | |
| 5.4 * | | 570 901 076 | | 535 106 052 513 106 020 | | | |
| | | 570 901 076 | | 535 106 052 513 106 020 | | | |

M

 FOR CARS WITH START/STOP (MUST REPLACE AGM WITH AGM, EFB WITH EFB)
 * PLEASE CHECK AS MORE THAN ONE DIFFERENT SIZE BATTERIES CAN BE FITTED DEPENDING ON: - ELECTRICAL OPTIONS
 - CLIMATE REGION
 - BUILD OE


MERCEDES-BENZ

|   |  | SILVER dynamic | | | BLUE dynamic | | BLACK dynamic |
|--|---|----------------------------|-------------|----------------------------|--------------|-------------|---------------|
| | | AGM | SLI | Aux | EFB | SLI | SLI |
| MERCEDES-BENZ | | | | | | | |
| SLR (R199) | 04 → | | | | | | |
| 5.4 722 Edition * | | 595 901 085 | | 535 106 052 513 106 020 | | | |
| | | 595 901 085 | | 535 106 052 513 106 020 | | | |
| SLR Roadster (R199) | 06 → | | | | | | |
| 5.4 (460 kW) * | | 570 901 076 | | 535 106 052 513 106 020 | | | |
| | | 570 901 076 | | 535 106 052 513 106 020 | | | |
| 5.4 (478 kW) * | | 595 901 085 | | 535 106 052 513 106 020 | | | |
| | | 595 901 085 | | 535 106 052 513 106 020 | | | |
| SLS AMG (C197) | 10 → | | | | | | |
| 6.2 / 6.2 GT * | | 595 901 085 | | 513 106 020 | | | |
| | | 595 901 085 | | 513 106 020 | | | |
| SLS AMG Roadster (R197) | 11 → | | | | | | |
| 6.2 / 6.2 GT * | | 595 901 085 | | 513 106 020 | | | |
| | | 595 901 085 | | 513 106 020 | | | |
| AMG GT (C190) | 14 → | | | | | | |
| GT / GT S *  | | 595 901 085 | | 513 106 020 | | | |
| | | 595 901 085 | | 513 106 020 | | | |
| GT R *  | | 580 901 080 560 901 068 | | | | | |
| AMG GT Roadster (R190) | 16 → | | | | | | |
| GT / GT C *  | | 580 901 080 560 901 068 | | | | | |
| M-CLASS (W163) | 98 - 05 | | | | | | |
| ML 230 / ML 270 CDI / ML 320 / ML 350 / ML 400 CDI / ML 430 / ML 500 / ML 55 AMG | | 595 901 085 | 600 402 083 | | | | |
| M-CLASS (W164) | 05 - 12 | | | | | | |
| ML 280 CDI 4-matic / ML 350 CDI 4-matic / ML 300 CDI 4-matic (150 kW) / ML 320 CDI 4-matic / ML 350 4-matic / ML 350 CDI 4-matic / ML 420 CDI 4-matic / ML 450 CDI 4-matic / ML 500 4-matic / ML 500 4-matic / ML 63 AMG 4-matic | | 595 901 085 | | | | | |
| ML 300 4-matic  | | 570 901 076 | | | | | |
| ML 300 CDI 4-matic (140 kW) * | | 595 901 085 560 901 068 | | | | | |
| M-CLASS (W166) | 11 - 15 | | | | | | |
| ML 250 CDI / BlueTEC 4-matic / ML 300 4-matic / ML 350 4-matic / ML 350 BlueTEC 4-matic / ML 400 4-matic / ML 500 4-matic / ML 500 4-matic / ML 63 AMG 4-matic *  | | 595 901 085 | | 513 106 020 | | | |
| | | 595 901 085 | | 513 106 020 | | | |
| GLE (W166) | 15 → | | | | | | |
| 250 d / 250 d 4-matic / 250 d 4-matic / 320 4-matic / 350 d 4-matic / 400 4-matic / 450 AMG 4-matic / 500 4-matic / 500 e 4-matic / 500 e 4-matic / AMG 63 4-matic / AMG 63 S 4-matic / AMG 43 4-matic / AMG 63 4-matic / AMG 63 S 4-matic / 250 d 4-matic / 500 4-matic *  | | 595 901 085 | | 513 106 020 | | | |
| GLE Coupe (C292) | 15 → | | | | | | |
| 350 d 4-matic / 400 4-matic / 450 AMG 4-matic / 450 AMG 4-matic / 500 4-matic / AMG 63 4-matic / AMG 43 4-matic / AMG 63 4-matic / AMG 63 S 4-matic *  | | 595 901 085 | | 513 106 020 | | | |
| R-CLASS (W251, V251) | 05 → | | | | | | |
| R 280 / R 280 4-matic / R 280 CDI / R 280 CDI 4-matic / R 300 / R 300 CDI / R 300 CDI 4-matic / R 320 CDI 4-matic / R 350 / R 350 CGI 4-matic / R 350 4-matic / R 350 CDI 4-matic / R 350 CGI 4-matic / R 350 CGI 4-matic / R 500 4-matic / R 500 4-matic / R 63 AMG 4-matic | | 595 901 085 | | | | | |
| G-CLASS (W460) | 79 - 93 | | | | | | |
| 230 G | | 560 901 068 | 563 400 061 | | | 560 408 054 | |
| 230 GE / 240 GD / 250 GD / 280 GE / 300 GD | | 595 901 085 | 600 402 083 | | | 595 402 080 | |
| G-CLASS (W461) | 89 → | | | | | | |
| 230 GE (92 kW) | | 560 901 068 | 563 400 061 | | | | |
| 230 GE (90 kW) / 250 GD / G 270 CDI | | 595 901 085 | 600 402 083 | | | 595 402 080 | |
| 290 GD/G 290 D / G 280 CDI / G 290 TD | | 595 901 085 | 600 402 083 | | | | |
| G 300 CDI *  | | 595 901 085 560 901 068 | 600 402 083 | | | | |
| G-CLASS (W463) | 89 → | | | | | | |
| 200 GE / 230 GE | | 570 901 076 | 577 400 078 | | | 574 012 068 | |
| 250 GD / 300 GD / 300 GE / 350 Turbo GD / 500 GE / G 36 AMG | | 595 901 085 | 600 402 083 | | | 595 402 080 | |



 FOR CARS WITH START/STOP (MUST REPLACE AGM WITH AGM, EFB WITH EFB)
























* PLEASE CHECK AS MORE THAN ONE DIFFERENT SIZE BATTERIES CAN BE FITTED DEPENDING ON: - ELECTRICAL OPTIONS
- CLIMATE REGION
- BUILD OE

|  |  | SILVER dynamic | | | BLUE dynamic | | BLACK dynamic |
|--|---|----------------|-------------|-------------|--------------|-------------|---------------|
| | | AGM | SLI | Aux | EFB | SLI | SLI |
| MERCEDES-BENZ | | | | | | | |
| G-CLASS (W463) | 89 → | | | | | | |
| G 350 d / AMG G 63 / AMG G 65 / G 350 CDI / G 350 CDI / G 500 (285/310/285/310/310 kW) / G 500 (285/310/285/310/310 kW) / G 63 AMG / AMG G 63 / G 65 AMG / AMG G 65 * ⚠ | | 595 901 085 | | 513 106 020 | | | |
| G 270 CDI / G 300 TD | | 595 901 085 | 600 402 083 | | | | |
| G 320 (155 kW) * | | 595 901 085 | 600 402 083 | | | 574 012 068 | |
| G 320 (158 kW) / G 320 CDI / G 400 CDI / G 500 (218/218 kW) / G 500 (218/218 kW) / G 55 AMG * | | 595 901 085 | 600 402 083 | 513 106 020 | | | |
| | | 595 901 085 | 600 402 083 | 513 106 020 | | | |
| G 63 AMG 6x6 * ⚠ | | 605 901 095 | | 513 106 020 | | | |
| | | 595 901 085 | | 513 106 020 | | | |
| | | 605 901 095 | | 513 106 020 | | | |
| | | 595 901 085 | | | | | |
| G-CLASS Cabrio (W463) | 89 → | | | | | | |
| 200 GE (80 kW) / 230 GE | | 560 901 068 | 563 400 061 | | | 560 408 054 | |
| 200 GE (85 kW) / 300 GE / 320 GE | | 570 901 076 | 577 400 078 | | | 574 012 068 | |
| 300 GD / 350 G Turbo-D | | 595 901 085 | 600 402 083 | | | 595 402 080 | |
| G 300 TD / G 320 / G 400 CDI / G 500 | | 595 901 085 | 600 402 083 | | | | |
| G 320 CDI * | | 595 901 085 | 600 402 083 | 513 106 020 | | | |
| | | 595 901 085 | 600 402 083 | 513 106 020 | | | |
| G 350 CDI ⚠ | | 595 901 085 | | | | | |
| GL-CLASS (X164) | 06 → | | | | | | |
| GL 320 CDI / 350 BlueTEC 4-matic / GL 320 CDI 4-matic / GL 350 CDI 4-matic (165 kW) / GL 420 CDI 4-matic / GL 450 4-matic / GL 450 CDI 4-matic / GL 500 4-matic / GL 500 4-matic | | 595 901 085 | 600 402 083 | | | | |
| GL 350 CDI 4-matic (195 kW) * | | 595 901 085 | | 513 106 020 | | | |
| | | 595 901 085 | | 513 106 020 | | | |
| GL-CLASS (X166) | 12 → | | | | | | |
| GL 350 CDI / BlueTec 4-matic / GL 400 4-matic / GL 500 4-matic / GL 500 4-matic / GL 63 AMG 4-matic * ⚠ | | 595 901 085 | | 513 106 020 | | | |
| | | 595 901 085 | | 513 106 020 | | | |
| GLS (X166) | 15 → | | | | | | |
| 350 d 4-matic / 400 4-matic / 500 4-matic / 500 4-matic / AMG 63 4-matic / AMG 63 4-matic * ⚠ | | 595 901 085 | | 513 106 020 | | | |
| GLA-CLASS (X156) | 13 → | | | | | | |
| AMG GLA 45 4-matic / GLA 200 CDI 4-matic / GLA 200 CDI / d / GLA 220 CDI / GLA 220 CDI 4-matic / GLA 220 CDI / d / GLA 220 CDI / d 4-matic / GLA 220 d / GLA 220 d 4-matic * ⚠ | | 580 901 080 | | 513 106 020 | | | |
| | | 580 901 080 | | 513 106 020 | | | |
| GLA 180 / GLA 180 CDI / d * ⚠ | | 570 901 076 | | 513 106 020 | | | |
| | | 570 901 076 | | 513 106 020 | | | |
| GLA 200 / GLA 220 4-matic / GLA 250 / GLA 250 4-matic / GLA 250 / GLA 250 4-matic / GLA 45 AMG 4-matic * ⚠ | | 580 901 080 | | 513 106 020 | | | |
| | | 570 901 076 | | 513 106 020 | | | |
| | | 580 901 080 | | 513 106 020 | | | |
| | | 570 901 076 | | 513 106 020 | | | |
| GLK-CLASS (X204) | 08 → | | | | | | |
| 200 / 250 * ⚠ | | 580 901 080 | 577 400 078 | 513 106 020 | | | |
| | | 570 901 076 | | | | | |
| | | 580 901 080 | 577 400 078 | 513 106 020 | | | |
| | | 570 901 076 | | | | | |
| 200 CDI (105 kW) / 220 CDI (125 kW) / 220 CDI 4-matic (125 kW) / 250 4-matic / 250 CDI 4-matic / 280 4-matic / 350 / 300 4-matic / 320 CDI 4-matic / 350 / 350 4-matic / 350 CDI 4-matic * ⚠ | | 580 901 080 | | 513 106 020 | | | |
| | | 580 901 080 | | 513 106 020 | | | |
| 200 CDI (100 kW) / 220 CDI (120 kW) / 220 CDI 4-matic (120 kW) * ⚠ | | 595 901 085 | 600 402 083 | 513 106 020 | | | |
| | | 580 901 080 | | | | | |
| | | 595 901 085 | 600 402 083 | 513 106 020 | | | |
| | | 580 901 080 | | | | | |
| GLC (X253) | 15 → | | | | | | |
| 220 d 4-matic / 250 d 4-matic / 350 d 4-matic / 350 e 4-matic * ⚠ | | 580 901 080 | | 513 106 020 | | | |
| 250 4-matic / 300 4-matic * ⚠ | | 580 901 080 | | 513 106 020 | | | |
| | | 570 901 076 | | | | | |
| | | 580 901 080 | | 513 106 020 | | | |
| | | 570 901 076 | | | | | |
| AMG 43 4-matic ⚠ | | 570 901 076 | | | | | |
| GLC Coupe (C253) | 16 → | | | | | | |
| 220 d 4-matic / 250 d 4-matic / 350 d 4-matic / 350 e 4-matic * ⚠ | | 580 901 080 | | 513 106 020 | | | |
| 250 4-matic * ⚠ | | 580 901 080 | | 513 106 020 | | | |
| | | 560 901 068 | | | | | |
| 300 4-matic / AMG 43 4-matic * ⚠ | | 580 901 080 | | 513 106 020 | | | |
| | | 570 901 076 | | | | | |
| 100 Bus (631) | 88 - 96 | | | | | | |
| 2.0 D / D | | 570 901 076 | 577 400 078 | | | 574 012 068 | |
| 100 Box (631) | 88 - 96 | | | | | | |
| 2.0 D / D | | 570 901 076 | 577 400 078 | | | 574 012 068 | |
| 100 Platform/Chassis (631) | 88 - 96 | | | | | | |
| D | | 570 901 076 | 577 400 078 | | | 574 012 068 | |

M

⚠ FOR CARS WITH START/STOP (MUST REPLACE AGM WITH AGM, EFB WITH EFB)
 * PLEASE CHECK AS MORE THAN ONE DIFFERENT SIZE BATTERIES CAN BE FITTED DEPENDING ON:
 - ELECTRICAL OPTIONS
 - CLIMATE REGION
 - BUILD OE

MERCEDES-BENZ

|   |  | SILVER dynamic | | | BLUE dynamic | | BLACK dynamic |
|--|---|----------------------------|-------------|-------------|--------------|-------------|---------------|
| | | AGM | SLI | Aux | EFB | SLI | SLI |
| MERCEDES-BENZ | | | | | | | |
| CITAN Box (415) | 12 → | | | | | | |
| 108 CDI / 109 CDI / 111 CDI / 112 *  | | 570 901 076 | 563 400 061 | | | | |
| CITAN Mixto (415) | 12 → | | | | | | |
| 109 CDI / 111 CDI  | | 570 901 076 | | | | | |
| CITAN Combi (415) | 12 → | | | | | | |
| 108 CDI / 109 CDI / 111 CDI / 112 *  | | 570 901 076 | 563 400 061 | | | | |
| V-CLASS (638/2) | 96 - 03 | | | | | | |
| V 200 / V 200 CDI / V 220 CDI | | | 577 400 078 | | | 574 012 068 | |
| V 230 / V 230 TD / V 280 | | 595 901 085 | 600 402 083 | | | 595 402 080 | |
| V-CLASS (W447) | 14 → | | | | | | |
| V 200 CDI / d / V 220 CDI / d / V 250 BlueTEC / d *  | | 595 901 085 570 901 076 | 577 400 078 | 513 106 020 | | 574 012 068 | |
| | | 595 901 085 570 901 076 | 577 400 078 | 513 106 020 | | 574 012 068 | |
| V 200 CDI / d 4-matic / V 220 CDI / d 4-matic / V 250 BlueTEC / d 4-matic *  | | 595 901 085 580 901 080 | | 513 106 020 | | | |
| | | 595 901 085 580 901 080 | | 513 106 020 | | | |
| V 250  | | 595 901 085 | | | | | |
| VIANO (W639) | 03 → | | | | | | |
| 3.0 / 3.2 / 3.5 / 3.5 / 3.7 / CDI 2.0 / CDI 2.2 4-matic / CDI 2.2 / CDI 2.0 4-matic / CDI 2.0 / CDI 2.2 4-matic / CDI 2.2 / CDI 3.0 / CDI 3.0 | | 595 901 085 | 600 402 083 | | | 595 402 080 | |
| VITO Bus (638) | 96 - 03 | | | | | | |
| 108 CDI 2.2 / 110 CDI 2.2 / 110 TD 2.3 / 112 CDI 2.2 / 112 CDI 2.2 / 113 2.0 / 113 2.0 / 114 2.3 | | 570 901 076 | 577 400 078 | | | 574 012 068 | |
| 108 D 2.3 *  | | 595 901 085 | 577 400 078 | | | 574 012 068 | |
| VITO Box (638) | 97 - 03 | | | | | | |
| 108 CDI 2.2 / 110 CDI 2.2 / 112 CDI 2.2 / 113 2.0 / 113 2.0 / 114 2.3 | | 570 901 076 | 577 400 078 | | | 574 012 068 | |
| 108 D 2.3 / 110 D 2.3 *  | | 595 901 085 | 577 400 078 | | | 574 012 068 | |
| VITO Bus (W639) | 03 → | | | | | | |
| 109 CDI 4x4 / 109 CDI (70 kW) / 110 CDI / 113 CDI / 116 CDI *  | | 580 901 080 570 901 076 | 577 400 078 | | | 574 012 068 | |
| 109 CDI (65 kW) / 111 CDI 4x4 / 111 CDI / 113 CDI 4x4 / 115 CDI / 115 CDI 4x4 / 115 CDI / 119 / 122 / 123 / 126 | | 570 901 076 | 577 400 078 | | | 574 012 068 | |
| 116 CDI 4x4 *  | | 595 901 085 | 577 400 078 | | | 574 012 068 | |
| 120 CDI / 122 CDI / E-CELL | | 595 901 085 | 600 402 083 | | | 595 402 080 | |
| VITO / MIXTO Box (W639) | 03 → | | | | | | |
| 109 CDI (65 kW) / 111 CDI 4x4 / 111 CDI / 113 CDI 4x4 / 115 CDI / 115 CDI 4x4 / 115 CDI / 119 / 119 / 122 / 123 / 126 | | 570 901 076 | 577 400 078 | | | 574 012 068 | |
| 109 CDI (70 kW) / 110 CDI / 113 CDI / 116 CDI 4x4 / 116 CDI *  | | 580 901 080 570 901 076 | 577 400 078 | | | 574 012 068 | |
| 120 CDI / 122 CDI | | 595 901 085 | 600 402 083 | | | 595 402 080 | |
| E-CELL *  | | 595 901 085 570 901 076 | 600 402 083 | 513 106 020 | | 574 012 068 | |
| VITO Box (W447) | 14 → | | | | | | |
| 109 CDI / 111 CDI / 114 CDI / 116 CDI / 119 CDI / BlueTEC *  | | 595 901 085 570 901 076 | 577 400 078 | 513 106 020 | | 574 012 068 | |
| | | 595 901 085 570 901 076 | 577 400 078 | 513 106 020 | | 574 012 068 | |
| 114 CDI 4x4 / 116 CDI 4x4 *  | | 595 901 085 570 901 076 | 600 402 083 | 513 106 020 | | 574 012 068 | |
| 119 CDI / BlueTEC 4x4 *  | | 595 901 085 570 901 076 | | 513 106 020 | | | |
| | | 595 901 085 570 901 076 | | 513 106 020 | | | |
| VITO Mixto (W447) | 14 → | | | | | | |
| 109 CDI / 111 CDI / 114 CDI / 116 CDI / 119 BlueTEC *  | | 595 901 085 570 901 076 | 577 400 078 | 513 106 020 | | 574 012 068 | |
| | | 595 901 085 570 901 076 | 577 400 078 | 513 106 020 | | 574 012 068 | |
| 114 CDI 4x4 / 116 CDI 4x4 *  | | 595 901 085 570 901 076 | 600 402 083 | 513 106 020 | | 574 012 068 | |
| 119 BlueTEC 4x4 *  | | 595 901 085 580 901 080 | | 513 106 020 | | | |
| | | 595 901 085 580 901 080 | | 513 106 020 | | | |
| VITO Tourer (W447) | 14 → | | | | | | |
| 109 CDI / 109 BlueTEC / 111 CDI / 111 BlueTEC / 114 CDI / 114 BlueTEC / 116 CDI / 116 BlueTEC / 119 BlueTEC *  | | 595 901 085 570 901 076 | 577 400 078 | 513 106 020 | | 574 012 068 | |
| | | 595 901 085 570 901 076 | 577 400 078 | 513 106 020 | | 574 012 068 | |
| 114 CDI / 114 BlueTEC 4x4 / 116 CDI / 116 BlueTEC 4x4 *  | | 595 901 085 570 901 076 | 600 402 083 | 513 106 020 | | 574 012 068 | |



 FOR CARS WITH START/STOP (MUST REPLACE AGM WITH AGM, EFB WITH EFB)
























* PLEASE CHECK AS MORE THAN ONE DIFFERENT SIZE BATTERIES CAN BE FITTED DEPENDING ON: - ELECTRICAL OPTIONS
- CLIMATE REGION
- BUILD OE

|  |  | SILVER dynamic | | | BLUE dynamic | | BLACK dynamic |
|---|---|----------------------------|-------------|-------------|--------------|----------------------------|---------------|
| | | AGM | SLI | Aux | EFB | SLI | SLI |
| MERCEDES-BENZ | | | | | | | |
| VITO Tourer (W447) | 14 → | | | | | | |
| 119 CDI / 119 BlueTEC 4x4 * ⚠ | | 595 901 085 580 901 080 | | 513 106 020 | | | |
| | | 595 901 085 580 901 080 | | 513 106 020 | | | |
| SPRINTER 2-t Bus (901, 902) | 95 - 06 | | | | | | |
| 208 CDI / 208 D / 211 CDI / 213 CDI / 214 / 214 NGT / 216 CDI | | | 577 400 078 | | | 595 402 080 574 012 068 | |
| 210 D / 212 D | | | 600 402 083 | | | 595 402 080 | |
| SPRINTER 2-t Box (901, 902) | 95 - 06 | | | | | | |
| 208 CDI / 208 D (58 kW) / 211 CDI / 213 CDI / 214 / 214 NGT / 216 CDI | | | 577 400 078 | | | 595 402 080 574 012 068 | |
| 208 D (60 kW) * | | 595 901 085 | 577 400 078 | | | 574 012 068 | |
| 210 D / 212 D | | | 600 402 083 | | | 595 402 080 | |
| SPRINTER 2-t Platform/Chassis (901, 902) | 95 - 06 | | | | | | |
| 208 CDI / 208 D (58 kW) / 211 CDI / 213 CDI / 214 / 214 NGT / 216 CDI | | | 577 400 078 | | | 595 402 080 574 012 068 | |
| 208 D (60 kW) * | | 595 901 085 | 577 400 078 | | | 574 012 068 | |
| 210 D / 212 D | | | 600 402 083 | | | 595 402 080 | |
| SPRINTER 3-t Bus (903) | 95 - 06 | | | | | | |
| 308 CDI / 308 D (58 kW) / 308 E / 311 CDI / 311 CDI 4x4 / 313 CDI / 313 CDI 4x4 / 314 4x4 / 314 / 314 NGT / 316 CDI / 316 CDI 4x4 | | | 577 400 078 | | | 595 402 080 574 012 068 | |
| 308 D (60 kW) / 312 D 2.9 / 312 D 2.9 4x4 | | 595 901 085 | 600 402 083 | | | 595 402 080 | |
| 310 D 4x4 | | | 600 402 083 | | | 595 402 080 | |
| 310 D * | | 595 901 085 | 577 400 078 | | | 574 012 068 | |
| SPRINTER 3-t Box (903) | 95 - 06 | | | | | | |
| 308 CDI / 308 D 2.3 (58 kW) / 311 CDI / 311 CDI 4x4 / 313 CDI / 313 CDI 4x4 / 314 / 314 4x4 / 314 NGT / 316 CDI / 316 CDI 4x4 | | | 577 400 078 | | | 595 402 080 574 012 068 | |
| 308 D 2.3 (60 kW) * | | 595 901 085 | 577 400 078 | | | 574 012 068 | |
| 310 D 2.9 / 312 D 2.9 / 312 D 2.9 4x4 | | 595 901 085 | 600 402 083 | | | 595 402 080 | |
| SPRINTER 3-t Platform/Chassis (903) | 95 - 06 | | | | | | |
| 308 CDI / 308 D 2.3 (58 kW) / 311 CDI / 311 CDI 4x4 / 312 D 2.9 (85 kW) / 313 CDI / 313 CDI 4x4 / 314 4x4 / 314 / 314 NGT / 316 CDI / 316 CDI 4x4 | | | 577 400 078 | | | 595 402 080 574 012 068 | |
| 308 D 2.3 (60 kW) * | | 595 901 085 | 577 400 078 | | | 574 012 068 | |
| 310 D 2.9 / 312 D 2.9 (90 kW) | | 595 901 085 | 600 402 083 | | | 595 402 080 | |
| SPRINTER 4-t Bus (904) | 96 - 06 | | | | | | |
| 408 CDI | | | 600 402 083 | | | 595 402 080 | |
| 411 CDI / 413 CDI / 414 / 416 CDI | | | 577 400 078 | | | 595 402 080 574 012 068 | |
| SPRINTER 4-t Box (904) | 96 - 06 | | | | | | |
| 408 CDI / 408 D / 411 CDI / 411 CDI 4x4 / 413 CDI / 413 CDI 4x4 / 414 4x4 / 414 / 416 CDI / 416 CDI 4x4 | | | 577 400 078 | | | 595 402 080 574 012 068 | |
| 410 D / 410 D 4x4 / 412 D / 412 D 4x4 | | 595 901 085 | 600 402 083 | | | 595 402 080 | |
| SPRINTER 4-t Platform/Chassis (904) | 96 - 06 | | | | | | |
| 408 CDI / 408 D / 411 CDI / 411 CDI 4x4 / 413 CDI / 413 CDI 4x4 / 414 4x4 / 414 / 416 CDI / 416 CDI 4x4 | | | 577 400 078 | | | 595 402 080 574 012 068 | |
| 410 D / 410 D 4x4 / 412 D (85/85 kW) / 412 D 4x4 / 412 D (85/85 kW) | | 595 901 085 | 600 402 083 | | | 595 402 080 | |
| 412 D (90 kW) * | | 595 901 085 | 577 400 078 | | | 574 012 068 | |
| SPRINTER 5-t Platform/Chassis (905) | 01 - 06 | | | | | | |
| 616 CDI | | | 600 402 083 | | | 595 402 080 | |
| SPRINTER 3-t Bus (906) | 06 → | | | | | | |
| 210 CDI * | | 570 901 076 | 600 402 083 | | | 595 402 080 | |
| 211 CDI (80 kW) | | | 600 402 083 | | | 595 402 080 | |
| 211 CDI (84 kW) / 214 CDI * ⚠ | | 595 901 085 570 901 076 | 600 402 083 | | | 574 012 068 | |
| 213 CDI / 216 CDI * ⚠ | | 595 901 085 570 901 076 | 577 400 078 | 513 106 020 | | 595 402 080 574 012 068 | |
| | | 595 901 085 570 901 076 | 577 400 078 | 513 106 020 | | 595 402 080 574 012 068 | |
| 215 CDI / 216 / 224 | | | 577 400 078 | | | 595 402 080 574 012 068 | |
| SPRINTER 3-t Box (906) | 06 → | | | | | | |
| 209 CDI / 211 CDI (80 kW) / 215 CDI / 216 / 218 CDI / 224 | | | 577 400 078 | | | 595 402 080 574 012 068 | |
| 210 CDI / 213 CDI (95 kW) / 216 CDI / 219 CDI / BlueTEC / 216 CDI / 219 CDI / BlueTEC * ⚠ | | 595 901 085 570 901 076 | 577 400 078 | | | 595 402 080 574 012 068 | |
| 211 CDI (84 kW) / 214 CDI * ⚠ | | 595 901 085 570 901 076 | 600 402 083 | | | 574 012 068 | |
| 213 CDI (95 kW) * ⚠ | | 595 901 085 | 577 400 078 | | | 595 402 080 574 012 068 | |

⚠ FOR CARS WITH START/STOP (MUST REPLACE AGM WITH AGM, EFB WITH EFB)
 * PLEASE CHECK AS MORE THAN ONE DIFFERENT SIZE BATTERIES CAN BE FITTED DEPENDING ON:
 - ELECTRICAL OPTIONS
 - CLIMATE REGION
 - BUILD OE

M






MERCEDES-BENZ

|   |  | SILVER dynamic | | | BLUE dynamic | | BLACK dynamic |
|---|---|----------------------------|-------------|-------------|--------------|----------------------------|---------------|
| | | AGM | SLI | Aux | EFB | SLI | SLI |
| MERCEDES-BENZ | | | | | | | |
| SPRINTER 3-t Platform/Chassis (906) | | | | | | | |
| 06 → | | | | | | | |
| 209 CDI / 211 CDI (80 kW) / 215 CDI / 216 / 218 CDI / 224 | | | 577 400 078 | | | 595 402 080 574 012 068 | |
| 210 CDI / 213 CDI / 216 CDI / 219 CDI / BlueTEC *  | | 595 901 085 570 901 076 | 577 400 078 | | | 595 402 080 574 012 068 | |
| 211 CDI (84 kW) / 214 CDI *  | | 595 901 085 570 901 076 | 600 402 083 | | | 574 012 068 | |
| SPRINTER 3,5-t Bus (906) | | | | | | | |
| 06 → | | | | | | | |
| 310 CDI / 316 CDI 4x4 *  | | 595 901 085 | 577 400 078 | | | 595 402 080 574 012 068 | |
| 311 CDI 4x4 / 315 CDI 4x4 / 315 CDI / 316 / 316 LGT / 316 NGT / 318 CDI 4x4 / 318 CDI / 324 | | | 577 400 078 | | | 595 402 080 574 012 068 | |
| 311 CDI (80 kW) | | | 600 402 083 | | | 595 402 080 | |
| 311 CDI (84 kW) / 314 CDI 4x4 / 314 CDI *  | | 595 901 085 570 901 076 | 600 402 083 | | | 574 012 068 | |
| 313 CDI 4x4 / 313 CDI  | | 595 901 085 | | | | 595 402 080 574 012 068 | |
| 316 CDI / 319 CDI / BlueTEC 4x4 / 319 CDI / BlueTEC *  | | 595 901 085 570 901 076 | 577 400 078 | 513 106 020 | | 595 402 080 574 012 068 | |
| | | 595 901 085 570 901 076 | 577 400 078 | 513 106 020 | | 595 402 080 574 012 068 | |
| SPRINTER 3,5-t Box (906) | | | | | | | |
| 06 → | | | | | | | |
| 319 CDI / BlueTEC / 310 CDI / 316 CDI 4x4 / 316 CDI / 319 CDI / BlueTEC 4x4 *  | | 595 901 085 | 577 400 078 | | | 595 402 080 574 012 068 | |
| 309 CDI / 311 CDI (80 kW) / 315 CDI 4x4 / 315 CDI / 316 / 316 LGT / 316 NGT / 318 CDI 4x4 / 318 CDI / 324 | | | 577 400 078 | | | 595 402 080 574 012 068 | |
| 311 CDI 4x4 | | | 600 402 083 | | | 595 402 080 | |
| 311 CDI (84 kW) / 314 CDI 4x4 / 314 CDI *  | | 595 901 085 570 901 076 | 600 402 083 | | | 574 012 068 | |
| 313 CDI 4x4 / 313 CDI  | | 595 901 085 | | | | 595 402 080 574 012 068 | |
| SPRINTER 3,5-t Platform/Chassis (906) | | | | | | | |
| 06 → | | | | | | | |
| 309 CDI / 315 CDI 4x4 / 315 CDI / 316 / 316 LGT / 316 NGT / 318 CDI 4x4 / 318 CDI / 324 | | | 577 400 078 | | | 595 402 080 574 012 068 | |
| 310 CDI / 316 CDI 4x4 / 316 CDI / 319 CDI / BlueTEC 4x4 / 319 CDI / BlueTEC *  | | 595 901 085 | 577 400 078 | | | 595 402 080 574 012 068 | |
| 311 CDI 4x4 / 311 CDI (80 kW) | | | 600 402 083 | | | 595 402 080 | |
| 311 CDI (84 kW) / 314 CDI 4x4 / 314 CDI *  | | 595 901 085 570 901 076 | 600 402 083 | | | 574 012 068 | |
| 313 CDI 4x4 / 313 CDI  | | 595 901 085 | | | | 595 402 080 574 012 068 | |
| SPRINTER 4,6-t Box (906) | | | | | | | |
| 06 → | | | | | | | |
| 411 CDI / 418 CDI | | 595 901 085 | 600 402 083 | | | 595 402 080 | |
| 413 CDI (95 kW) / 416 CDI *  | | 595 901 085 | 577 400 078 | | | 595 402 080 574 012 068 | |
| 413 CDI (95 kW)  | | 595 901 085 | | | | | |
| 414 CDI *  | | 595 901 085 570 901 076 | 600 402 083 | | | 574 012 068 | |
| 415 CDI / 419 CDI / 424 | | | 577 400 078 | | | 595 402 080 574 012 068 | |
| SPRINTER 4,6-t Platform/Chassis (906) | | | | | | | |
| 06 → | | | | | | | |
| 411 CDI / 415 CDI / 419 CDI / 424 | | | 577 400 078 | | | 595 402 080 574 012 068 | |
| 413 CDI / 416 CDI *  | | 595 901 085 | 577 400 078 | | | 595 402 080 574 012 068 | |
| 414 CDI *  | | 595 901 085 570 901 076 | 600 402 083 | | | 574 012 068 | |
| 418 CDI * | | 595 901 085 | 577 400 078 | | | 574 012 068 | |
| SPRINTER 5-t Box (906) | | | | | | | |
| 06 → | | | | | | | |
| 519 CDI / BlueTEC / 510 CDI / 513 CDI 4x4 / 513 CDI / 516 CDI 4x4 / 516 CDI / 519 CDI / BlueTEC 4x4 *  | | 595 901 085 | 577 400 078 | | | 595 402 080 574 012 068 | |
| 509 CDI / 515 CDI 4x4 / 515 CDI / 518 CDI / 524 | | | 577 400 078 | | | 595 402 080 574 012 068 | |
| 511 CDI 4x4 / 511 CDI (80 kW) / 518 CDI 4x4 | | 595 901 085 | 600 402 083 | | | 595 402 080 | |
| 511 CDI (84 kW) / 514 CDI 4x4 / 514 CDI *  | | 595 901 085 | 600 402 083 | 513 106 020 | | 574 012 068 | |
| SPRINTER 5-t Platform/Chassis (906) | | | | | | | |
| 06 → | | | | | | | |
| 509 CDI / 515 CDI / 516 / 516 NGT / 518 CDI 4x4 / 518 CDI / 524 | | | 577 400 078 | | | 595 402 080 574 012 068 | |
| 510 CDI / 513 CDI 4x4 / 513 CDI / 516 CDI 4x4 / 516 CDI / 519 CDI / BlueTEC 4x4 / 519 CDI / BlueTEC *  | | 595 901 085 | 577 400 078 | | | 595 402 080 574 012 068 | |
| 511 CDI 4x4 / 511 CDI (80 kW) / 515 CDI 4x4 | | 595 901 085 | 600 402 083 | | | 595 402 080 | |
| 511 CDI (84 kW) / 514 CDI 4x4 / 514 CDI *  | | 595 901 085 570 901 076 | 600 402 083 | | | 574 012 068 | |
| SPRINTER Dumptruck (905) | | | | | | | |
| 01 → | | | | | | | |
| 616 CDI | | | 600 402 083 | | | 595 402 080 | |




 FOR CARS WITH START/STOP (MUST REPLACE AGM WITH AGM, EFB WITH EFB)




* PLEASE CHECK AS MORE THAN ONE DIFFERENT SIZE BATTERIES CAN BE FITTED DEPENDING ON: - ELECTRICAL OPTIONS
- CLIMATE REGION
- BUILD OE
































|   |  | SILVER dynamic | | | BLUE dynamic | | BLACK dynamic |
|---|---|----------------|-------------|-----|--------------|----------------------------|---------------|
| | | AGM | SLI | Aux | EFB | SLI | SLI |
| MERCEDES-BENZ | | | | | | | |
| SPRINTER CLASSIC 3,5-t Box (909) | 13 → | | | | | | |
| 311 CDI  | | 595 901 085 | | | | | |
| SPRINTER CLASSIC 4,6-t Bus (909) | 13 → | | | | | | |
| 411 CDI  | | 595 901 085 | | | | | |
| T1 Bus (601) | 77 - 96 | | | | | | |
| 207 D 2.4 / 208 2.3 / 208 D 2.3 / 209 D 2.9 / 210 2.3 / 210 D 2.8 * | | 570 901 076 | 600 402 083 | | | 595 402 080 | |
| T1 Box (601, 611) | 77 - 96 | | | | | | |
| 207 D 2.4 / 208 D 2.3 / 209 D 2.9 / 210 2.3 / 210 D 2.8 | | 570 901 076 | | | | 595 402 080 574 012 068 | |
| T1 Platform/Chassis (601) | 77 - 96 | | | | | | |
| 207 D 2.4 / 208 D 2.3 / 209 D 2.9 / 210 2.3 / 210 D 2.8 / 210 D 2.9 | | 570 901 076 | | | | 595 402 080 574 012 068 | |
| T1 Bus (602) | 77 - 96 | | | | | | |
| 308 D 2.3 / 310 D 2.9 | | 570 901 076 | | | | 595 402 080 574 012 068 | |
| T1 Box (602) | 82 - 96 | | | | | | |
| 307 D 2.4 / 308 D 2.3 / 309 D 3.0 / 310 2.3 / 310 D 2.9 | | 570 901 076 | | | | 595 402 080 574 012 068 | |
| T1 Platform/Chassis (602) | 77 - 96 | | | | | | |
| 307 D 2.4 / 308 D 2.3 / 309 D 3.0 / 310 2.3 / 310 D 2.9 | | 570 901 076 | | | | 595 402 080 574 012 068 | |
| T1/TN Platform/Chassis | 81 - 95 | | | | | | |
| 407 D / 408 D / 409 D / 410 / 410 D | | 595 901 085 | 600 402 083 | | | 595 402 080 | |
| T1/TN Box Body / Estate | 81 - 95 | | | | | | |
| 407 D / 408 D / 409 D / 410 / 410 D | | 595 901 085 | 600 402 083 | | | 595 402 080 | |
| T2/LN1 Box Body / Estate | 86 - 94 | | | | | | |
| 507 D / 508 D / 510 / 609 D / 611 D / 709 D / 711 D / 714 D / 809 D / 811 D / 814 D / 814 DA 4x4 | | | 600 402 083 | | | 595 402 080 | |
| T2/LN1 Platform/Chassis | 86 - 94 | | | | | | |
| 507 D / 510 / 609 D / 611 D / 711 D / 714 D / 809 D / 811 D / 814 D / 814 DA 4x4 | | | 600 402 083 | | | 595 402 080 | |
| T2/LN1 Cab with engine | 86 - 94 | | | | | | |
| 809 DT | | | 600 402 083 | | | 595 402 080 | |
| T2/LN1 Dumptruck | 86 - 94 | | | | | | |
| 507 DK / 508 D / 609 DK / 611 DK / 709 DK / 809 DK / 811 DK | | | 600 402 083 | | | 595 402 080 | |
| T2/L Platform/Chassis | 68 - 88 | | | | | | |
| L 407 D / L 409 / L 410 / L 508 DG / L 608 D / L 613 D / L 911 | | | 600 402 083 | | | 595 402 080 | |
| T2/LN1 Bus | 87 - 92 | | | | | | |
| 0 609 D / 0 611 D / 0 614 D | | | 600 402 083 | | | 595 402 080 | |
| T2/L Dumptruck | 68 - 88 | | | | | | |
| L 608 D / LK 408 G, LK 409 / LK 911 / LK0 508 DG / LS 911 | | 595 901 085 | 600 402 083 | | | 595 402 080 | |
| T2/L Municipal Vehicle | 72 - 82 | | | | | | |
| LF 409 G | | 595 901 085 | 600 402 083 | | | 595 402 080 | |
| T2/L Box Body / Estate | 68 - 88 | | | | | | |
| L 407 D / L 409 / L 410 / L 508 DG / L 608 D / L 613 D | | 595 901 085 | 600 402 083 | | | 595 402 080 | |
| T2/L Truck Tractor | 72 - 83 | | | | | | |
| L 911 | | | 600 402 083 | | | 595 402 080 | |
| VARIO Cab with engine | 96 → | | | | | | |
| 613 D, 614 D / 615 D, 616 D / 618 D / 812 DT | | 595 901 085 | 600 402 083 | | | 595 402 080 | |
| 810 DT / 814 DT / 816 DT * | | 595 901 085 | 577 400 078 | | | 574 012 068 | |
| VARIO Bus | 96 → | | | | | | |
| 0 810 * | | 595 901 085 | 577 400 078 | | | 574 012 068 | |
| 0 812 / 0 813 / 0 814 / 0 815 / 0 816 D / 0 818 D | | 595 901 085 | 600 402 083 | | | 595 402 080 | |
| VARIO Platform/Chassis | 96 → | | | | | | |
| 512 D / 612 D / 613 D, 614 D / 615 D, 616 D / 618 D / 812 D / 813 D, 814 D / 813 DA, 814 DA 4x4 / 815 D, 816 D / 815 DA, 816 DA 4x4 / 818 D / 818 DA 4x4 | | 595 901 085 | 600 402 083 | | | 595 402 080 | |
| VARIO Box Body / Estate | 96 → | | | | | | |
| 512 D / 612 D / 613 D, 614 D / 615 D, 616 D / 618 D / 812 D / 813 D, 814 D / 813 DA, 814 DA 4x4 / 815 D, 816 D / 815 DA, 816 DA 4x4 / 818 D | | 595 901 085 | 600 402 083 | | | 595 402 080 | |
| VARIO Dumptruck | 96 → | | | | | | |
| 612 D / 613 D, 614 D / 615 D, 616 D / 618 D / 812 D / 813 D, 814 D / 813 DA, 814 DA 4x4 / 815 D, 816 D / 815 DA, 816 DA 4x4 / 818 D / 818 DA 4x4 | | 595 901 085 | 600 402 083 | | | 595 402 080 | |

M

 FOR CARS WITH START/STOP (MUST REPLACE AGM WITH AGM, EFB WITH EFB)
 * PLEASE CHECK AS MORE THAN ONE DIFFERENT SIZE BATTERIES CAN BE FITTED DEPENDING ON: - ELECTRICAL OPTIONS
 - CLIMATE REGION
 - BUILD OE

METROCAB > MIDDLEBRIDGE

|   |  | SILVER <i>dynamic</i> | | | BLUE <i>dynamic</i> | | BLACK <i>dynamic</i> |
|---|---|--------------------------|----------------------------|-----|------------------------|-------------|-------------------------|
| | | AGM | SLI | Aux | EFB | SLI | SLI |
| METROCAB | | | | | | | |
| TAXI | 91 - 06 | | | | | | |
| 2.4 TD / 2.5 D | | | | | | 595 404 083 | |
| MG | | | | | | | |
| EXPRESS Box | 03 - 05 | | | | | | |
| 1.4 * | | | 554 400 053 552 401 052 | | | 544 402 044 | |
| 160 / 1.8 / 2.0 TD (74 kW) | | | 561 400 060 | | | 560 409 054 | |
| 2.0 TD (83 kW) | | | 574 402 075 | | | 572 409 068 | |
| MAESTRO | 83 - 90 | | | | | | |
| 1600 / 2.0 EFi / 2.0 Turbo * | | | 561 400 060 | | | 560 409 054 | 541 400 036 |
| METRO | 82 - 90 | | | | | | |
| 1300 / 6R4 3.0 / Turbo | | | 554 400 053 | | | 552 400 047 | 545 412 040 |
| MGF (RD) | 95 - 02 | | | | | | |
| 1.6 / 1.8 i 16V / 1.8 i VVC / 1.8 i VVC | | | 561 400 060 | | | 560 409 054 | |
| MG GS | 16 → | | | | | | |
| 1.5 | | 570 901 076 | | | | | |
| MGR V8 | 92 - 95 | | | | | | |
| 3.9 | | | 561 400 060 | | | 560 409 054 | |
| MG TF | 02 - 09 | | | | | | |
| 115 / 120 / 135 / 160 * | | | 554 400 053 552 401 052 | | | 544 402 044 | |
| MG ZR | 01 - 05 | | | | | | |
| 105 * | | | 554 400 053 552 401 052 | | | 544 402 044 | |
| 120 / 160 | | | 561 400 060 | | | 560 409 054 | |
| 2.0 TD | | | 577 400 078 | | | 574 012 068 | |
| MG ZS | 01 - 05 | | | | | | |
| 120 / 1.6 / 180 | | | 561 400 060 | | | 560 409 054 | |
| 2.0 TD | | | 574 402 075 | | | 572 409 068 | |
| MG ZS Hatchback | 01 - 05 | | | | | | |
| 120 / 1.6 / 180 | | | 561 400 060 | | | 560 409 054 | |
| 2.0 TD | | | 574 402 075 | | | 572 409 068 | |
| MG ZT | 01 - 05 | | | | | | |
| 160 / 180 / 190 / 2.0 CDTi / 260 | | | 577 400 078 | | | 574 012 068 | |
| 1.8 16V / 1.8 T 16V | | 560 901 068 | 563 400 061 | | | | |
| X Power 385 / X Power 500 | | | 574 402 075 | | | 572 409 068 | |
| MG ZT- T | 01 - 05 | | | | | | |
| 160 / 180 / 190 / 2.0 CDTi / 260 | | | 577 400 078 | | | 574 012 068 | |
| 1.8 16V / 1.8 T 16V | | 560 901 068 | 563 400 061 | | | 560 408 054 | |
| X Power 385 | | | 574 402 075 | | | 572 409 068 | |
| MG X-POWER | 03 - 08 | | | | | | |
| 4.6 SV / 5.0 SV-R | | | 574 402 075 | | | 572 409 068 | |
| MG 3 | 11 → | | | | | | |
| 1.3 / 1.5 | | 560 901 068 | | | | | |
| MG 6 Hatchback | 10 → | | | | | | |
| 1.8 / 1.8 T | | | 563 400 061 | | | 560 408 054 | |
| 1.9 DTi | | 570 901 076 | | | | | |
| MG 6 Saloon | 10 → | | | | | | |
| 1.8 / 1.8 T | | | 563 400 061 | | | 560 408 054 | |
| 1.9 DTi | | 570 901 076 | | | | | |
| MONTEGO | 84 - 90 | | | | | | |
| 2.0 EFi / 2.0 Turbo | | | 561 400 060 | | | 560 409 054 | |
| MICROCAR | | | | | | | |
| F8 | 13 → | | | | | | |
| 0.5 | | | | | | 544 401 042 | |
| FLEX Box | 13 → | | | | | | |
| 0.5 | | | | | | 544 401 042 | |
| FLEX Platform/Chassis | 13 → | | | | | | |
| 0.5 | | | | | | 544 401 042 | |
| DUE | 13 → | | | | | | |
| 0.5 | | | | | | 544 401 042 | |
| MIDDLEBRIDGE | | | | | | | |
| SCIMITAR GTE | 88 - 91 | | | | | | |
| 2.9 | | | 600 402 083 | | | 595 402 080 | 590 122 072 |











|   |  | SILVER dynamic | | | BLUE dynamic | | BLACK dynamic |
|--|---|----------------------------|-------------|-----|--------------|-------------|---------------|
| | | AGM | SLI | Aux | EFB | SLI | SLI |
| MINI | | | | | | | |
| MINI (R50, R53) | 01 - 06 | | | | | | |
| Cooper / Cooper S / One / S Works / Works | | 560 901 068 | 563 400 061 | | | 560 408 054 | |
| John Cooper Works  | | 570 901 076 | | | | | |
| One D | | 570 901 076 | 577 400 078 | | | 574 012 068 | |
| MINI Convertible (R52) | 04 - 08 | | | | | | |
| Cooper / Cooper S / John Cooper Works / One | | | 563 400 061 | | | 560 408 054 | |
| MINI (R56) | 05 - 14 | | | | | | |
| Cooper / Cooper D / Cooper S (135/147 kW) / Cooper S John Cooper Works / John Cooper Works / John Cooper Works GP / One / One D  | | 570 901 076 | | | | | |
| Cooper S (120 kW) *  | | 570 901 076 560 901 068 | | | | | |
| Cooper SD *  | | 580 901 080 570 901 076 | | | | | |
| MINI (F56) | 13 → | | | | | | |
| Cooper / Cooper D / Cooper S / Cooper SD / John Cooper Works / One / One D / One First *  | | 580 901 080 570 901 076 | | | | | |
| MINI (F55) | 13 → | | | | | | |
| Cooper / Cooper D / Cooper S / Cooper SD / One / One D / One First *  | | 580 901 080 570 901 076 | | | | | |
| MINI Convertible (R57) | 07 - 15 | | | | | | |
| Cooper / Cooper D / Cooper S / John Cooper Works  | | 570 901 076 | | | | | |
| Cooper SD *  | | 580 901 080 570 901 076 | | | | | |
| One *  | | 570 901 076 | 554 400 053 | | | | |
| MINI Convertible (F57) | 14 → | | | | | | |
| Cooper / Cooper D / Cooper S / Cooper SD / John Cooper Works / One *  | | 580 901 080 570 901 076 | | | | | |
| MINI Roadster (R59) | 11 - 15 | | | | | | |
| Cooper / Cooper S / Cooper S JCW / John Cooper Works  | | 570 901 076 | | | | | |
| Cooper SD *  | | 580 901 080 570 901 076 | | | | | |
| MINI COUNTRYMAN (R60) | 10 - 16 | | | | | | |
| Cooper / Cooper ALL4 / Cooper D (82 kW) / Cooper D ALL4 (82 kW) / Cooper S / Cooper S ALL4 / Cooper SD (100 kW) / John Cooper Works ALL4 / One / One D  | | 570 901 076 | | | | | |
| Cooper D (82 kW) / Cooper D ALL4 (82 kW)  | | 595 901 085 | | | | | |
| Cooper SD (105 kW) / Cooper SD ALL4 *  | | 580 901 080 570 901 076 | | | | | |
| MINI COUNTRYMAN (F60) | 16 → | | | | | | |
| Cooper / Cooper ALL4 / Cooper D / Cooper D ALL4 / Cooper S / Cooper S ALL4 / Cooper SD / Cooper SD ALL4 / John Cooper Works ALL4 *  | | 580 901 080 570 901 076 | | | | | |
| Cooper SE ALL4  | | 560 901 068 | | | | | |
| MINI CLUBMAN (R55) | 06 - 15 | | | | | | |
| Cooper / Cooper D (80/82 kW) / Cooper S / Cooper S John Cooper Works / John Cooper Works / One (72 kW) / One D  | | 570 901 076 | | | | | |
| Cooper D (82 kW) | | | 585 200 080 | | | 580 406 074 | |
| Cooper SD *  | | 580 901 080 570 901 076 | | | | | |
| One (70 kW) *  | | 570 901 076 560 901 068 | | | | | |
| MINI CLUBVAN (R55) | 12 - 14 | | | | | | |
| Cooper / Cooper D / One  | | 570 901 076 | | | | | |
| MINI CLUBMAN (F54) | 14 → | | | | | | |
| Cooper / Cooper D (110 kW) / Cooper S (141 kW) / One / One D  | | 570 901 076 | | | | | |
| Cooper D (100 kW) / Cooper S (120 kW) / Cooper S ALL4 (120 kW) / Cooper SD / Cooper SD ALL4 (120 kW) *  | | 580 901 080 570 901 076 | | | | | |
| Cooper S ALL4 (141 kW) / Cooper SD ALL4 (140 kW) / John Cooper Works  | | 580 901 080 | | | | | |
| MINI Coupe (R58) | 10 - 15 | | | | | | |
| Cooper / Cooper S / Cooper S JCW / John Cooper Works  | | 570 901 076 | | | | | |
| Cooper SD *  | | 580 901 080 570 901 076 | | | | | |
| MINI PACEMAN (R61) | 12 - 16 | | | | | | |
| Cooper / Cooper ALL4 (90 kW) / Cooper D / Cooper D ALL4 / Cooper S / Cooper S ALL4 (135/140 kW) / Cooper SD ALL4 (100 kW) / John Cooper Works  | | 570 901 076 | | | | | |
| Cooper ALL4 (90 kW) *  | | 570 901 076 560 901 068 | | | | | |




M

 FOR CARS WITH START/STOP (MUST REPLACE AGM WITH AGM, EFB WITH EFB)

* PLEASE CHECK AS MORE THAN ONE DIFFERENT SIZE BATTERIES CAN BE FITTED DEPENDING ON: - ELECTRICAL OPTIONS
- CLIMATE REGION
- BUILD OE

MINI > MITSUBISHI














|   |  | SILVER dynamic | | | BLUE dynamic | | BLACK dynamic |
|---|---|----------------------------|-------------|-----|----------------------------|----------------------------|---------------|
| | | AGM | SLI | Aux | EFB | SLI | SLI |
| MINI | | | | | | | |
| MINI PACEMAN (R61) | 12 - 16 | | | | | | |
| Cooper S ALL4 (120 kW) *  | | 570 901 076 560 901 068 | 554 400 053 | | | 574 012 068 | |
| Cooper SD / Cooper SD ALL4 (105 kW) *  | | 580 901 080 570 901 076 | | | | | |
| MITSUBISHI | | | | | | | |
| 3000 GT Coupe (Z1_A) | 89 - 00 | | | | | | |
| 3.0 i24V 4WD | | | | | | 570 413 063 | |
| ASX (GA_W_) | 10 → | | | | | | |
| 1.6 DI-D / 1.6 DI-D 4WD / 1.8 / 1.8 DI-D / 1.8 DI-D 4WD / 2.2 Di-D 4WD  | | 570 901 076 | | | 585 501 080 570 500 076 | | |
| 1.6 MIVEC (85 kW)  | | 570 901 076 | | | 570 500 076 565 501 065 | | |
| 1.6 MIVEC (86 kW)  | | 560 901 068 | | | 565 501 065 560 500 064 | | |
| 2.0 i / 2.0 i 4WD | | | | | | 560 410 054 | |
| ASX Van (GA_W_) | 10 → | | | | | | |
| 1.8 DI-D 4WD  | | 570 901 076 | | | 585 501 080 570 500 076 | | |
| CARISMA (DA_) | 95 - 06 | | | | | | |
| 1.6 / 1.8 16V GDI / 1.8 / 1.8 GDI / 1.8 MSX - 16V | | | 563 400 061 | | | 560 410 054 560 408 054 | |
| 1.9 DI-D / 1.9 TD | | | 577 400 078 | | | 574 012 068 570 413 063 | |
| CARISMA Saloon (DA_) | 96 - 06 | | | | | | |
| 1.6 / 1.8 16V GDI / 1.8 / 1.8 GDI | | | 563 400 061 | | | 560 410 054 560 408 054 | |
| 1.9 DI-D / 1.9 TD / 2.0 16V GT EVO VI/VII | | | 577 400 078 | | | 574 012 068 570 413 063 | |
| CORDIA (A21_A, AB, AC) | 82 - 89 | | | | | | |
| 1.6 GSL / 1.6 Turbo / 1.8 GSL / 1.8 Turbo ECi | | | | | | 560 411 054 | |
| COLT I (A15_A) | 78 - 84 | | | | | | |
| 1.2 GL / 1.4 GLX,GT | | | | | | 540 127 033 | |
| 1.4 Turbo | | | | | | 560 411 054 | |
| COLT II (C1_A) | 82 - 88 | | | | | | |
| 1.2 EL,GL / 1.3 EL,GL | | | | | | 540 127 033 | |
| 1.5 GLX / 1.6 Turbo ECi | | | | | | 545 158 033 | |
| 1.8 GL Diesel | | | | | | 570 413 063 | |
| COLT III (C5_A) | 86 - 92 | | | | | | |
| 1.3 12V / 1.3 / 1.3 GL | | | | | | 540 127 033 | |
| 1.5 Cat / 1.5 GLXi / 1.6 GTi 16V / 1.8 GTi 16V Cat | | | | | | 545 158 033 | |
| 1.8 Diesel GLX | | | | | | 570 413 063 | |
| COLT IV (CA_A) | 92 - 96 | | | | | | |
| 1.3 GLi 12V | | | | | | 540 127 033 | |
| 1.6 4WD / 1.6 / 1.6 GLXi 16V | | | | | | 545 158 033 | |
| 1.8 GTi 16V | | | | | | 570 413 063 | |
| COLT V (CJ_, CP_) | 95 - 04 | | | | | | |
| 1300 / 1.5 16V | | | | | | 560 410 054 | |
| 1300 GL,GLX / 1600 / 1600 GLX / 1600 GLX * | | | | | | 560 410 054 545 156 033 | |
| COLT VI (Z3_A, Z2_A) | 02 - 12 | | | | | | |
| 1.1 / 1.3 (70 kW) *  | | 560 901 068 | 554 400 053 | | 560 500 064 | 552 400 047 | |
| 1.1 LPG / 1.3 (68 kW) / 1.3 LPG / 1.5 Ralliart R | | | 554 400 053 | | | 552 400 047 | |
| 1.5 / 1.5 CZT | | | 554 400 053 | | | 560 408 054 552 400 047 | |
| 1.5 DI-D | | | 577 400 078 | | | 574 012 068 | |
| COLT CZC Convertible (RG) | 06 - 09 | | | | | | |
| 1.5 Turbo / 1.5 | | | 563 400 061 | | | 560 408 054 | |
| ECLIPSE I (D2_A) | 89 - 95 | | | | | | |
| 1.8 / 2.0 i 16V 4WD / 2.0 i 16V | | | | | | 570 413 063 | |
| ECLIPSE II (D3_A) | 94 - 99 | | | | | | |
| 2000 GS 16V / 2000 GT 16V / 2.0 Turbo 4WD / 2.0 Turbo 4WD / 2400 GS 16V | | | | | | 570 413 063 | |
| ECLIPSE Convertible | 94 - 99 | | | | | | |
| 1.8 | | | | | | 570 413 063 | |
| ECLIPSE III (D5_A) | 99 - 05 | | | | | | |
| 2.4 / 3.0 | | | | | | 560 410 054 | |
| ECLIPSE Convertible (D5_A) | 99 - 05 | | | | | | |
| 2.4 / 2.4 RS / 3.0 | | | | | | 570 413 063 | |

|   |  | SILVER dynamic | | | BLUE dynamic | | BLACK dynamic |
|---|---|----------------|-------------|-----|--------------|-------------|---------------|
| | | AGM | SLI | Aux | EFB | SLI | SLI |
| MITSUBISHI | | | | | | | |
| GALANT II (A16_) | 80 - 84 | | | | | | |
| 1.6 GLX / 2.0 GLS / 2.0 Turbo ECi / 2.3 Turbo-D | | | | | | 560 411 054 | |
| GALANT II Station Wagon (A16_V) | 80 - 84 | | | | | | |
| 1.6 GLX / 2.0 GLX / 2.3 Turbo-D | | | | | | 560 411 054 | |
| GALANT III (E1_A) | 83 - 90 | | | | | | |
| 1.6 GLX / 1.8 Turbo-D / 2.0 GLS / 2.0 Turbo ECi / 2.4 GLS | | | | | | 560 411 054 | |
| GALANT IV (E3_A) | 88 - 92 | | | | | | |
| 1.8 / 1.8 Turbo-D / 2.0 4WD / 2.0 / 2.0 GTi 16V 4x4 / 2.0 GTi 16V | | | | | | 560 411 054 | |
| GALANT IV Saloon (E3_A) | 87 - 93 | | | | | | |
| 1.6 / 1.8 / 1.8 Turbo-D / 2.0 4WD / 2.0 / 2.0 GTi 16V 4WD / 2.0 GTi 16V Cat 4WD / 2.0 GTi 16V | | | | | | 560 411 054 | |
| GALANT V (E5_A, E7_A, E8_A) | 92 - 96 | | | | | | |
| 1.8 / 1.8 GLSi / 2.0 GLSi 4WD / 2.0 GLSi / 2.0 GLSTD / 2.0 V6-24 / 2.5 / 2.5 V6-24 4WD / 2.5 | | | | | | 560 411 054 | |
| GALANT V Saloon (E5_A, E7_A, E8_A) | 92 - 98 | | | | | | |
| 1.8 / 1.8 GLSi / 2.0 GLSi 4WD / 2.0 GLSi / 2.0 GLSTD / 2.0 V6-24 / 2.5 V6-24 4WD | | | | | | 560 411 054 | |
| GALANT VI (EA_) | 96 - 04 | | | | | | |
| 2.0 / 2.4 GDI / 2.5 Type S / 2.5 V6 24V (120/118 kW) | | | | | | 570 412 063 | |
| 2.0 GDI / 2.5 V6 24V (206 kW) | | | | | | 560 411 054 | |
| 2.0 TDI | | | | | | 570 413 063 | |
| GALANT VI Estate (EA_) | 96 - 03 | | | | | | |
| 2.0 (100 kW) / 2.5 V6 24V (206 kW) | | | | | | 560 411 054 | |
| 2.0 (98 kW) / 2.4 GDI / 2.5 V6 24V (118/120 kW) * | | | | | | 570 412 063 | |
| 2.0 TDI / 2.8 TD | | | | | | 560 410 054 | |
| 2.0 TDI / 2.8 TD | | | | | | 570 413 063 | |
| GALANT Saloon (DJ_, ED_, EF_) | 03 → | | | | | | |
| 2.4 (116 kW) * | | | 563 401 061 | | | 545 158 033 | 556 401 048 |
| 2.4 (118 kW) | | | | | | 560 411 054 | |
| GALLOPER (JK-01) | 98 - 03 | | | | | | |
| 2.5 TD / 2.5 TD intercooler / 3.0 V6 | | | | | | 570 413 063 | |
| GRANDIS (NA_W) | 03 - 11 | | | | | | |
| 2.0 DI-D / 2.4 MIVEC | | | | | | 560 410 054 | |
| i (HA_) | 06 → | | | | | | |
| 0.7 | | | | | | 545 158 033 | |
| MiEV | | | | | | 540 126 033 | |
| LANCER II (A17_) | 79 - 83 | | | | | | |
| 1.2 / 1.4 GLX | | | | | | 545 157 033 | |
| 1.6 / 2.0 Turbo ECi | | | | | | 560 411 054 | |
| LANCER III (C1_A, C6_A) | 83 - 90 | | | | | | |
| 1.2 / 1.2 GL / 1.5 GLX | | | | | | 545 157 033 | |
| 1.8 Diesel | | | | | | 560 411 054 | |
| LANCER III Station Wagon (C1_V, C3_V) | 85 - 92 | | | | | | |
| 1.5 12V / 1.5 | | | | | | 545 157 033 | |
| 1.8 4WD / 1.8 D | | | | | | 560 411 054 | |
| LANCER IV (C6_A, C7_A) | 88 - 97 | | | | | | |
| 1.3 12V / 1.3 / 1.5 12V / 1.5 | | | | | | 545 157 033 | |
| 1.6 GTi / 1.8 GLX Diesel | | | | | | 560 411 054 | |
| LANCER IV Hatchback (C6_A, C7_A) | 88 - 94 | | | | | | |
| 1.3 12V / 1.5 12V / 1.5 | | | | | | 545 157 033 | |
| 1.6 16V / 1.6 4WD / 1.8 4WD / 1.8 D / 1.8 GTi 16V | | | | | | 560 411 054 | |
| 2.0 D | | | | | | 570 413 063 | |
| LANCER V (CB_A, CD_A, CE_A) | 91 - 96 | | | | | | |
| 1.3 / 1.5 / 1.6 / EVO II / EVO III / EVO II / EVO III | | | | | | 560 411 054 | |
| 1.6 16V 4WD / 1.6 16V / 1.6 16V / 1.8 16V / 2.0 Diesel | | | | | | 570 413 063 | |
| LANCER V Station Wagon (CB_W, CD_W) | 92 - 03 | | | | | | |
| 1.6 16V 4WD / 1.6 16V | | | | | | 560 411 054 | |
| 2.0 D | | | | | | 570 413 063 | |
| LANCER VI (CJ-CP_) | 95 - 03 | | | | | | |
| 1.3 12V / 1.5 16V / 2.0 D / EVO VI | | | | | | 560 411 054 | |
| 1.6 16V / EVO V / 1.8 16V / EVO V / EVO V / EVO V | | | | | | 570 413 063 | |
| LANCER VII (CS_A, CT_A) | 00 - 13 | | | | | | |
| 1.3 / 1.6 | | | 563 400 061 | | | 560 408 054 | |
| 2.0 / EVO IX / EVO VIII - 260 | | | | | | 570 413 063 | |
| LANCER VII Estate (CS_W, CT_W) | 03 - 08 | | | | | | |
| 1.6 / 2.0 | | | 563 400 061 | | | 560 408 054 | |

M

△ FOR CARS WITH START/STOP (MUST REPLACE AGM WITH AGM, EFB WITH EFB)
 * PLEASE CHECK AS MORE THAN ONE DIFFERENT SIZE BATTERIES CAN BE FITTED DEPENDING ON: - ELECTRICAL OPTIONS
 - CLIMATE REGION
 - BUILD OE




MITSUBISHI

|   |  | SILVER dynamic | | | BLUE dynamic | | BLACK dynamic |
|---|---|----------------|-------------|-----|----------------------------|---|---------------|
| | | AGM | SLI | Aux | EFB | SLI | SLI |
| MITSUBISHI | | | | | | | |
| LANCER VIII (CY_A, CZ_A) | 07 → | | | | | | |
| 1.5 / 1.8 (105 kW) / 2.0 / 2.0 i Ralliart 4WD | | | 563 400 061 | | | 560 408 054 | |
| 1.5 Bifuel / 1.8 Bifuel | | | | | | 560 411 054 | |
| 1.6 MIVEC / 1.8 (103 kW) / 1.8 Flexfuel (103 kW)  | | 560 901 068 | 563 400 061 | | 560 500 064 | 560 408 054 | |
| 1.8 DI-D (85 kW) / EVO X (217/217 kW) / EVO X (217/217 kW)  | | 570 901 076 | 577 400 078 | | 570 500 076 | | |
| 1.8 DI-D (110 kW) / 2.0 DI-D / EVO X - FQ360 / EVO X - FQ440 | | 570 901 076 | 577 400 078 | | | | |
| 1.8 Flexfuel (105 kW) * | | | | | | 560 410 054 560 408 054 | |
| EVO X (221 kW) / EVO X - FQ330 | | 570 901 076 | 577 400 078 | | | 574 012 068 | |
| LANCER VIII Sportback (CX_A) | 07 → | | | | | | |
| 1.5 / 1.5 Bifuel / 1.8 Bifuel / 1.8 / 1.8 Flex / 1.8 MIVEC / 2.0 DI-D * | | | | | | 560 410 054 560 408 054 | |
| 1.6 MIVEC  | | 560 901 068 | | | 560 500 064 | 560 410 054 560 408 054 | |
| 1.8 DI-D  | | 570 901 076 | 577 400 078 | | 570 500 076 | | |
| 2.0 Ralliart 4WD | | | 577 400 078 | | | 574 012 068 | |
| LANCER CELESTE Coupe (A7_) | 75 - 81 | | | | | | |
| 1.6 ST / 2.0 GSR | | | | | | 560 411 054 | |
| LANCER F (A15_) | 83 - 86 | | | | | | |
| 1.2 GLX / 1.4 GLX / 1.4 Turbo | | | | | | 545 157 033 | |
| MIRAGE / SPACE STAR Hatchback (A0_A) | 12 → | | | | | | |
| 1.0 / 1.2 (59 kW)  | | 560 901 068 | | | 565 501 065 560 500 064 | | |
| 1.2 (57 kW)  | | | | | 565 501 065 | | |
| MIRAGE Saloon (A1_A) | 13 → | | | | | | |
| 1.2  | | | | | 565 501 065 | | |
| OUTLANDER I (CU_W) | 01 - 08 | | | | | | |
| 2.0 4WD (100 kW) / 2.0 / 2.0 Turbo 4WD / 2.4 4WD (119/118/119/118 kW) / 2.4 4WD (119/118/119/118 kW) | | | | | | 560 410 054 | |
| 2.0 4WD (93 kW) / 2.0 Turbo-R 4WD / 2.4 4WD (102/102 kW) / 2.4 4WD (102/102 kW) / 2.4 HDD Mivec | | | | | | 570 412 063 | |
| OUTLANDER II (CW_W) | 06 - 12 | | | | | | |
| 2.0 / 2.0 4WD | | | | | | 560 410 054 | |
| 2.0 DI-D | | | | | | 595 404 083 | |
| 2.2 DI-D / 2.2 DI-D 4WD *  | | | | | 585 501 080 | 595 404 083 | |
| 2.4 4WD / 2.4 / 2.4 Flex 4WD / 3.0 4WD / 3.0 4WD * | | | | | | 595 404 083 560 410 054 | |
| OUTLANDER III (GG_W, GF_W, ZJ) | 12 → | | | | | | |
| 2.0 (112 kW) * | | | | | 565 501 065 | 560 410 054 | |
| 2.0 4WD (107 kW) / 2.0 (107 kW) | | | | | | 560 410 054 | |
| 2.0 4WD (110 kW) / 2.0 (110 kW) *  | | | | | 585 501 080 | 560 410 054 | |
| 2.0 Hybrid 4WD | | | | | | 545 155 033 | |
| 2.2 Di-D 4WD *  | | | | | 585 501 080 | 570 412 063 | |
| 2.2 Di-D / 2.4 4WD | | | | | | 570 412 063 | |
| PAJERO I (L04_G, L14_G) | 82 - 91 | | | | | | |
| 2.0 4WD / 2.0 Turbo 4WD / 2.6 4WD / 3.0 i 4WD / 3.0 V6 | | | | | | 570 413 063 | |
| 2.3 D / 2.5 TD 4WD / 2.5 TD | | | | | | 595 405 083 | |
| PAJERO I Canvas Top (L04_G) | 82 - 90 | | | | | | |
| 2.3 TD / 2.5 TD | | | | | | 595 405 083 | |
| 2.6 | | | | | | 570 413 063 | |
| PAJERO II (V3_W, V2_W, V4_W) | 90 - 00 | | | | | | |
| 2.4 / 3.0 V6 24V / 3.0 V6 4WD / 3.0 V6 24V / 3.0 V6 4WD / 3.5 V6 24V | | | | | | 570 413 063 | |
| 2.5 TD 4WD / 2.5 TDiC / 2.8 TD | | | | | | 595 405 083 | |
| PAJERO II Canvas Top (V2_W, V4_W) | 90 - 00 | | | | | | |
| 1.8 GDI / 2.4 / 3.0 V6 24V / 3.0 V6 | | | | | | 570 413 063 | |
| 2.5 TD 4WD | | | | | | 595 405 083 | |
| PAJERO III (V7_W, V6_W) | 99 - 07 | | | | | | |
| 2.5 TDi (73 kW) | | | | | | 570 413 063 | |
| 2.5 TDi (85 kW) / 3.2 Di-D | | | | | | 595 405 083 | |
| 3.5 | | | | | | 595 404 083 | |
| PAJERO III Canvas Top (V6_W, V7_W) | 00 - 06 | | | | | | |
| 2.5 TDi / 3.2 DI-D / 3.2 DI-D / 3.2 DI-D | | | | | | 595 405 083 | |
| 3.5 V6 GDI | | | | | | 595 404 083 | |
| PAJERO IV (V8_W, V9_W) | 06 → | | | | | | |
| 3.0 4WD | | | | | | 570 413 063 | |
| 3.2 DI-D (121 kW) / 3.2 DI-D 4WD (140 kW) / 3.8 V6 | | | | | | 595 405 083 | |
| 3.2 DI-D 4WD (147 kW) / 3.2 DI-D (125/125/118 kW) / 3.2 DI-D (125/125/118 kW) * | | | | | | 595 405 083 595 404 083 570 412 063 | |



 FOR CARS WITH START/STOP (MUST REPLACE AGM WITH AGM, EFB WITH EFB)




* PLEASE CHECK AS MORE THAN ONE DIFFERENT SIZE BATTERIES CAN BE FITTED DEPENDING ON: - ELECTRICAL OPTIONS
- CLIMATE REGION
- BUILD OE

|   |  | SILVER dynamic | | | BLUE dynamic | | BLACK dynamic |
|---|---|----------------|-------------|-----|--------------|----------------------------|---------------|
| | | AGM | SLI | Aux | EFB | SLI | SLI |
| MITSUBISHI | | | | | | | |
| PAJERO IV Van (V90, V80, V8_V) | 06 → | | | | | | |
| 3.2 DI-D / 3.2 TD 4WD | | | | | | 595 405 083 | |
| PAJERO CLASSIC (V2_W) | 01 → | | | | | | |
| 2.5 TD * | | | | | | 595 405 083 570 412 063 | |
| 3.2 DiD | | | | | | 570 413 063 | |
| PAJERO PININ (H6_W, H7_W) | 99 - 07 | | | | | | |
| 1.8 GDI / 1.8 / 2.0 GDI | | | 563 400 061 | | | 560 411 054 560 408 054 | |
| PAJERO SPORT I (K7_, K9_) | 96 → | | | | | | |
| 1.8 4WD / 2.5 TD 4WD / 2.5 TD (85/98/85 kW) / 2.5 TD (85/98/85 kW) / 2.8 TDi / 2.8 TDi / 3.0 V6 | | | | | | 595 405 083 | |
| 2.5 TD (73 kW) | | | | | | 570 413 063 | |
| PAJERO SPORT VAN I (K90) | 99 - 08 | | | | | | |
| 2.5 TD / 3.0 V6 | | | | | | 595 405 083 | |
| PAJERO SPORT II (KH_, KG_) | 08 → | | | | | | |
| 2.5 DI-D / 2.5 DI-D 4WD / 2.5 DI-D 4WD / 2.5 DI-D 4WD / 2.5 DI-D 4WD * | | | | | | 595 404 083 570 412 063 | |
| 2.5 TD | | | | | | 595 404 083 | |
| 3.0 4WD / 3.2 DI-D 4WD | | | | | | 560 411 054 | |
| 3.5 V6 24V | | | | | | 595 405 083 | |
| PAJERO SPORT III (KS_) | 15 → | | | | | | |
| 2.4 DI-D / 2.4 DI-D 4x4 | | | | | | 595 404 083 | |
| 2.5 DI-D / 2.5 DI-D 4x4 * | | | | | | 595 404 083 570 412 063 | |
| PROUDIA/DIGNITY (S4_A, S3_A) | 99 - 01 | | | | | | |
| 3.5 / 4.5 | | | | | | 595 405 083 | |
| SANTAMO | 99 - 04 | | | | | | |
| 2.0 16V / 2.0 16V 4WD | | | | | | 570 413 063 | |
| SAPPORO II (A16_A) | 80 - 84 | | | | | | |
| 1.6 GLX / 2.0 GSL / 2.0 GSR / 2.0 Turbo ECi | | | | | | 560 411 054 | |
| SAPPORO III (E16A) | 87 - 90 | | | | | | |
| 2.4 | | | | | | 560 411 054 | |
| SIGMA (F2_A, F1_A) | 90 - 96 | | | | | | |
| 3.0 V6 | | | | | | 570 413 063 | |
| SIGMA Station Wagon (F0_W) | 92 - 96 | | | | | | |
| 3.0 | | | | | | 570 413 063 | |
| SPACE WAGON (D0_V/W) | 84 - 92 | | | | | | |
| 1.8 4WD / 1.8 GLX / 2.0 4WD / 2.0 GLX 4WD / 2.0 GLX / 2.0 GLXi 4WD / 2.0 GLXi | | | | | | 560 411 054 | |
| 1.8 TD | | | | | | 570 413 063 | |
| SPACE WAGON (N3_W, N4_W) | 91 - 00 | | | | | | |
| 1.8 4WD / 1.8 / 2.0 4WD / 2.0 / 2.0 / 2.4 / 2.4 i | | | | | | 570 413 063 | |
| 1.8 TD / 2.0 TD | | | | | | 595 405 083 | |
| SPACE WAGON (N9_W, N8_W) | 98 - 04 | | | | | | |
| 2.0 / 2.4 GDI / 2.4 GDI 4WD | | | | | | 570 413 063 | |
| SPACE RUNNER (N1_W, N2_W) | 91 - 99 | | | | | | |
| 1.8 4WD / 1.8 / 2.0 16V / 2.0 TD | | | | | | 570 413 063 | |
| SPACE RUNNER (N6_W) | 99 - 03 | | | | | | |
| 2.0 / 2.4 GDI | | | | | | 570 413 063 | |
| SPACE STAR MPV (DG_A) | 98 - 04 | | | | | | |
| 1.3 16V | | | 563 400 061 | | | 560 408 054 545 157 033 | |
| 1.6 16V / 1.8 MPI | | | 563 400 061 | | | 560 408 054 | |
| 1.8 GDI | | | 563 400 061 | | | 560 411 054 560 408 054 | |
| 1.9 DI-D | | | 577 400 078 | | | 574 012 068 | |
| STARION (A18_A) | 82 - 90 | | | | | | |
| 2.0 Turbo ECi / 2.6 Turbo ECi | | | | | | 570 413 063 | |
| TREDIA (A21_) | 82 - 88 | | | | | | |
| 1.4 GLX / 1.6 GLS / 1.6 Turbo / 1.8 GLS / 1.8 Turbo | | | | | | 570 413 063 | |
| L 200 | 78 - 86 | | | | | | |
| 1.6 / 2.0 4WD | | | | | | 570 413 063 | |
| 2.3 D 4WD | | | | | | 595 404 083 | |
| L 200 (K3_T, K2_T, K1_T, K0_T) | 86 - 96 | | | | | | |
| 2.0 / 2.0 4WD / 2.4 4WD / 2.5 D 4WD / 2.5 D / 2.5 TD 4WD / 2.6 4WD | | | | | | 570 413 063 | |

M

△ FOR CARS WITH START/STOP (MUST REPLACE AGM WITH AGM, EFB WITH EFB)
 * PLEASE CHECK AS MORE THAN ONE DIFFERENT SIZE BATTERIES CAN BE FITTED DEPENDING ON: - ELECTRICAL OPTIONS
 - CLIMATE REGION
 - BUILD OE




MITSUBISHI > MOSKVICH

|   |  | SILVER dynamic | | | BLUE dynamic | | BLACK dynamic |
|---|---|----------------|-------------|-----|--------------|-------------|---------------|
| | | AGM | SLI | Aux | EFB | SLI | SLI |
| MITSUBISHI | | | | | | | |
| L 200 (K7_T, K6_T) | 96 - 07 | | | | | | |
| 2.0 / 2.4 4WD / 2.5 TD 4WD (98 kW) / 3.0 4WD | | | | | | 570 413 063 | |
| 2.5 D / 2.5 TD 4WD (73/73 kW) / 2.5 TD 4WD (73/73 kW) * | | | | | | 595 405 083 | |
| 2.5 TD 4WD (85 kW) / 2.5 TD / 2.8 TD 4WD | | | | | | 570 413 063 | |
| 2.5 TD 4WD (85 kW) / 2.5 TD / 2.8 TD 4WD | | | | | | 595 405 083 | |
| L 200 / TRITON (KA_T, KB_T) | 04 - 15 | | | | | | |
| 2.5 DI-D 16V 4WD / 2.5 DI-D 4WD / 2.5 DI-D / 2.5 Di-D / 3.5 4WD / 3.5 Flexfuel 4WD / 3.5 Flexfuel 4WD | | | | | | 595 404 083 | |
| L 200 / TRITON Platform/Chassis (KA_T, KB_T) | 06 - 15 | | | | | | |
| 2.5 DI-D 4WD | | | | | | 595 404 083 | |
| L 200 / TRITON (KJ_, KK_, KL_) | 14 → | | | | | | |
| 2.4 4WD * | | | | | 572 501 076 | 570 412 063 | |
| 2.4 DI-D (133 kW) / 2.4 DI-D 4WD (133 kW) * | | | | | | 595 404 083 | |
| 2.4 DI-D 4WD (113 kW) / 2.4 DI-D (113 kW) / 2.5 DI-D 4WD / 2.5 DI-D / 2.5 DI-D 4WD | | | | | | 570 412 063 | |
| 2.4 DI-D 4WD (113 kW) / 2.4 DI-D (113 kW) / 2.5 DI-D 4WD / 2.5 DI-D / 2.5 DI-D 4WD | | | | | | 595 404 083 | |
| L 300 / DELICA II Bus (LO3_P/G, L0_2P) | 80 - 87 | | | | | | |
| 1.6 / 1.8 / 1.8 4WD / 2.0 4WD / 2.3 D | | | | | | 560 411 054 | |
| L 300 / DELICA II Box (L03_P) | 80 - 87 | | | | | | |
| 1.6 / 1.8 / 2.3 D | | | | | | 560 411 054 | |
| L 300 / DELICA II Platform/Chassis (L03_P) | 80 → | | | | | | |
| 1.6 / 2.5 D | | | | | | 560 411 054 | |
| L 300 III Bus (P0_W, P1_W, P2_W) | 86 - 13 | | | | | | |
| 1.6 / 2.0 4WD / 2.0 GLS / 2.0 i / 2.0 / 2.4 4WD / 2.4 / 2.5 TD 4WD | | | | | | 560 411 054 | |
| 2.5 D (55 kW) | | | | | | 570 413 063 | |
| 2.5 D (51 kW) / 2.5 TD | | | | | | 595 405 083 | |
| L 300 III Box (P0_V, P1_V, P_2V) | 86 - 13 | | | | | | |
| 1.6 / 2.0 4WD / 2.0 (78/82 kW) / 2.5 TD | | | | | | 560 411 054 | |
| 2.0 (64 kW) / 2.4 / 2.5 D (55 kW) / 2.5 TD 4WD | | | | | | 570 413 063 | |
| 2.5 D (51 kW) | | | | | | 595 405 083 | |
| L 300 III Platform/Chassis (P1_T) | 94 - 00 | | | | | | |
| 2.0 | | | | | | 560 411 054 | |
| 2.5 TD | | | | | | 570 413 063 | |
| L 400 Bus (PD_W, PC_W, PA_V, PB_V, PA_W) | 94 - 07 | | | | | | |
| 2.0 16V / 2.0 / 2.4 / 2.4 4WD / 2.4 i 4WD | | | | | | 570 413 063 | |
| 2500 TD / 2.5 TD 4WD / 2.5 TD | | | | | | 595 405 083 | |
| L 400 Box (PD_W, PC_W, PB_V, PA_W, PA_V) | 94 - 07 | | | | | | |
| 2.0 (85 kW) / 2500 TD 4WD / 2500 TD | | | | | | 595 405 083 | |
| 2.0 (83 kW) / 2.4 | | | | | | 570 413 063 | |
| MORGAN | | | | | | | |
| AERO 8 Convertible | 00 → | | | | | | |
| 4.4 | | | | | | | 545 079 030 |
| 4.8 | | | 561 400 060 | | | 560 409 054 | |
| AERO Coupe | 12 → | | | | | | |
| 4.8 V8 | | 560 901 068 | 563 400 061 | | | 560 408 054 | |
| AERO SUPERSPORTS | 10 → | | | | | | |
| 4.8 V8 | | | 561 400 060 | | | 560 409 054 | |
| EVA | 12 → | | | | | | |
| GT | | 570 901 076 | 577 400 078 | | | 574 012 068 | |
| FOUR FOUR | 68 → | | | | | | |
| 1.6 / 1.6 CVH/OHV / 1.6 i / 1.6 iKat / 1.8 i | | | | | | | 545 079 030 |
| PLUS FOUR | 85 → | | | | | | |
| 1.8 i / 2.0 i / 3.0 i | | | | | | | 545 079 030 |
| PLUS EIGHT | 68 → | | | | | | |
| 3.5 / 3.5 EFI / 3.9 (138 kW) | | | | | | 540 126 033 | |
| 3.9 (140 kW) / 4.6 | | | | | | | 545 079 030 |
| 4.8 V8 | | 560 901 068 | 563 400 061 | | | 560 408 054 | |
| ROADSTER Convertible | 04 → | | | | | | |
| 1.6 4/4 / 2.0 Plus4 / 3.0 V6 * | | | 554 400 053 | | | 544 402 044 | |
| | | | 552 401 052 | | | | |
| 3.7 | | | | | | 544 402 044 | |
| MOSKVICH | | | | | | | |
| 412 | 71 - 88 | | | | | | |
| 1.5 * | | | 563 400 061 | | | 560 127 054 | 556 401 048 |
| 2140 | 78 - 83 | | | | | | |
| 1.5 * | | | 563 400 061 | | | 560 127 054 | 556 401 048 |









⚠ FOR CARS WITH START/STOP (MUST REPLACE AGM WITH AGM, EFB WITH EFB)








* PLEASE CHECK AS MORE THAN ONE DIFFERENT SIZE BATTERIES CAN BE FITTED DEPENDING ON: - ELECTRICAL OPTIONS
- CLIMATE REGION
- BUILD OE

|   |  | SILVER dynamic | | | BLUE dynamic | | BLACK dynamic |
|---|---|----------------|----------------------------|-----|--------------|---|---------------|
| | | AGM | SLI | Aux | EFB | SLI | SLI |
| MOSKVICH | | | | | | | |
| 2141 | 89 - 01 | | | | | | |
| 1.5 * | | | 563 400 061 | | | 560 127 054 | |
| ASLK 2140 | 76 - 88 | | | | | | |
| 1.5 * | | | 563 400 061 | | | 560 127 054 | 556 401 048 |
| ASLK 2137 Estate | 76 - 01 | | | | | | |
| 1.5 * | | | 563 400 061 | | | 560 127 054 | 556 401 048 |
| NISSAN | | | | | | | |
| 100 NX (B13) | 90 - 96 | | | | | | |
| 1.6 / 1.6 SR / 2.0 GTI | | | | | | 560 410 054 | |
| 200 SX (S13) | 88 - 95 | | | | | | |
| 1.8 / 1.8 Turbo | | | | | | 560 411 054 | |
| 200 SX (S14) | 93 - 99 | | | | | | |
| 2.0 i 16V / 2.0 i 16V Turbo / 2.0 Turbo | | | | | | 560 411 054 | |
| 200 SX Coupe | 79 - 83 | | | | | | |
| 2.0 | | | | | | 560 411 054 | |
| 240 SX | 88 - 01 | | | | | | |
| 2.4 (112 kW) | | | | | | 560 411 054 | |
| 2.4 (115 kW) | | | | | | 570 413 063 | |
| 280 ZX,ZXT (HGS130) | 78 - 84 | | | | | | |
| 2.8 | | | | | | 560 411 054 | |
| 300 ZX (Z31) | 84 - 90 | | | | | | |
| 3.0 / 3.0 Turbo | | | | | | 570 413 063 | |
| 300 ZX (Z32) | 89 - 00 | | | | | | |
| 3.0 Twin Turbo | | | | | | 570 412 063 | |
| 350 Z Coupe (Z33) | 02 - 09 | | | | | | |
| 3.5 | | | | | | 560 410 054 | |
| 350 Z Roadster (Z33) | 03 - 09 | | | | | | |
| 3.5 | | | | | | 560 410 054 | |
| 370 Z Coupe (Z34) | 09 → | | | | | | |
| 3.7 (243 kW) | | | | | | 560 410 054 | |
| 3.7 (244 kW) * ⚠ | | | | | 572 501 076 | 570 412 063 | |
| NISMO 3.7 | | | | | | 570 412 063 | |
| 370 Z Roadster (Z34) | 09 → | | | | | | |
| 3.7 | | | | | | 560 410 054 | |
| ALMERA I Hatchback (N15) | 95 - 01 | | | | | | |
| 1.4 / 1.4 S,GX,LX / 1.5 / 1.6 / 1.6 SR,SLX / 2.0 GTi | | | | | | 560 410 054 | |
| 2.0 D | | | | | | 570 412 063 | |
| ALMERA I (N15) | 95 - 00 | | | | | | |
| 1.4 / 1.4 GX,LX / 1.5 / 1.6 / 1.6 SLX | | | | | | 560 410 054 | |
| 2.0 D | | | | | | 570 412 063 | |
| ALMERA II Hatchback (N16) | 00 → | | | | | | |
| 1.5 * | | | | | | 560 410 054 560 409 054 544 402 044 | |
| 1.5 dCi / 2.2 dCi | | | 574 402 075 | | | 572 409 068 | |
| 1.8 | | | 561 400 060 | | | 560 410 054 560 409 054 | |
| 2.2 Di | | | 574 402 075 | | | 572 409 068 570 412 063 | |
| ALMERA II (N16) | 00 → | | | | | | |
| 1.5 * | | | | | | 560 410 054 560 409 054 544 402 044 | |
| 1.5 dCi / 2.2 dCi | | | 574 402 075 | | | 572 409 068 | |
| 1.6 | | | 552 401 052 | | | 544 402 044 | |
| 1.8 | | | 561 400 060 | | | 560 410 054 560 409 054 | |
| 2.2 Di | | | 574 402 075 | | | 572 409 068 570 412 063 | |
| ALMERA TINO (V10) | 98 - 06 | | | | | | |
| 1.8 / 2.0 * | | | 554 400 053 552 401 052 | | | 544 402 044 | |
| 2.2 dCi | | | 574 402 075 | | | 572 409 068 | |
| ALMERA Classic (B10) | 06 → | | | | | | |
| 1.6 16V | | | 561 400 060 | | | 560 409 054 | |
| ALTIMA (L30) | 97 - 01 | | | | | | |
| 2.4 | | | | | | 570 412 063 | |


⚠ FOR CARS WITH START/STOP (MUST REPLACE AGM WITH AGM, EFB WITH EFB)
 * PLEASE CHECK AS MORE THAN ONE DIFFERENT SIZE BATTERIES CAN BE FITTED DEPENDING ON:
 - ELECTRICAL OPTIONS
 - CLIMATE REGION
 - BUILD OE

NISSAN








|   |  | SILVER <i>dynamic</i> | | | BLUE <i>dynamic</i> | | BLACK <i>dynamic</i> |
|---|---|--------------------------|----------------------------|-----|------------------------|----------------------------|-------------------------|
| | | AGM | SLI | Aux | EFB | SLI | SLI |
| NISSAN | | | | | | | |
| ALTIMA (L31) | 01 - 07 | | | | | | |
| 2.5 / 3.5 | | | | | | 570 412 063 | |
| ALTIMA (L32) | 06 - 13 | | | | | | |
| 2.5 / 3.5 | | | | | | 560 411 054 | |
| BLUEBIRD (910) | 80 - 83 | | | | | | |
| 1.6 / 1.8 / 2.0 i | | | | | | 560 411 054 | |
| 2.0 D / 2.0 TD | | | | | | 570 413 063 | |
| BLUEBIRD Traveller (W910) | 80 - 86 | | | | | | |
| 1.6 / 1.8 | | | | | | 560 411 054 | |
| 2.0 D | | | | | | 570 413 063 | |
| BLUEBIRD Saloon (910) | 80 - 86 | | | | | | |
| 1.8 / 1.9 i | | | | | | 560 411 054 | |
| BLUEBIRD (U11) | 83 - 90 | | | | | | |
| 1.8 / 1.8 Turbo / 2.0 i | | | | | | 560 410 054 | |
| 2.0 D / 2.0 TD | | | | | | 595 404 083 | |
| BLUEBIRD Station Wagon (WU11) | 83 - 90 | | | | | | |
| 2.0 / 2.0 i / 2.0 LX | | | | | | 560 410 054 | |
| 2.0 D | | | | | | 595 404 083 | |
| BLUEBIRD Hatchback (T72, T12) | 85 - 92 | | | | | | |
| 1.6 / 1.8 / 1.8 i 16V / 1.8 Turbo / 2.0 i / 2.0 | | | | | | 560 410 054 | |
| 2.0 D | | | | | | 595 404 083 | |
| BLUEBIRD (T72, T12, U12) | 85 - 90 | | | | | | |
| 1.6 / 1.8 / 1.8 i 16V / 1.8 Turbo / 2.0 i / 2.0 LX / 2.0 | | | | | | 560 410 054 | |
| 2.0 D | | | | | | 595 404 083 | |
| BLUEBIRD SYLPHY II (G11) | 05 → | | | | | | |
| 1.6 | | | 577 400 078 | | | 574 012 068 | |
| CEFIRO III Saloon (A33) | 99 - 07 | | | | | | |
| 2.0 / 3.0 | | | | | | 560 410 054 | |
| CHERRY II Hatchback (N10) | 78 - 83 | | | | | | |
| 1.0 / 1.2 / 1.3 / 1.4 / 1.4 i.e. / 1.5 | | | | | | 545 157 033 | |
| CHERRY II Traveller (VN10) | 78 - 83 | | | | | | |
| 1.0 / 1.2 / 1.3 / 1.4 / 1.5 | | | | | | 545 157 033 | |
| CHERRY II Coupe (N10) | 78 - 82 | | | | | | |
| 1.0 / 1.2 / 1.3 / 1.4 / 1.5 | | | | | | 545 157 033 | |
| CHERRY III (N12) | 82 - 87 | | | | | | |
| 1.0 / 1.3 / 1.5 / 1.5 ET Turbo / 1.6 | | | | | | 545 157 033 | |
| 1.7 D | | | | | | 595 404 083 | |
| CUBE (Z11) | 03 - 05 | | | | | | |
| 1.4 / 1.5 | | | | | | 545 156 033 | |
| CUBE (Z12) | 07 → | | | | | | |
| 1.5 dCi | | | | | | | 545 077 030 |
| 1.6 16V | | | | | | 545 156 033 | |
| DATSUN 140 Y Estate (HLB310) | 79 - 83 | | | | | | |
| 1.4 | | | | | | 545 155 033 | |
| DATSUN 160 J (710, A10) | 73 - 83 | | | | | | |
| 1.6 / 1.6 i.e. | | | | | | 560 411 054 | |
| DATSUN 180 B (PL810) | 77 - 81 | | | | | | |
| 1.8 | | | | | | 560 411 054 | |
| DATSUN 240 Coupe (C210) | 78 - 81 | | | | | | |
| KGT 2.4 | | | | | | 570 413 063 | |
| GT-R (R35) | 07 → | | | | | | |
| NISMO / V6 (419 kW) | | | | | | 545 155 033 | |
| V6 (390 kW) | | | | | | 545 156 033 | |
| JUKE (F15) | 10 → | | | | | | |
| 1.2 DIG-T  | | 570 901 076 | | | | 570 500 076 | |
| 1.5 dCi *  | | 570 901 076 | 563 400 061 | | | 570 500 076 | 560 410 054 |
| 1.6 / 1.6 DIG-T NISMO RS *  | | 570 901 076 | | | | 570 500 076 | 560 410 054 |
| 1.6 DIG-T / 1.6 DIG-T 4x4 / 1.6 DIG-T NISMO / 1.6 DIG-T NISMO 4x4 / 1.6 DIG-T NISMO RS 4x4 | | | | | | 560 410 054 | |
| KUBISTAR MPV (X76) | 03 - 09 | | | | | | |
| 1.2 / 1.2 16V * | | | 554 400 053 552 401 052 | | | 544 402 044 | |
| 1.5 dCi / 1.5 dCi 70 / 1.5 dCi 85 | | | 574 402 075 | | | 572 409 068 | |
| 1.6 16V | | | 561 400 060 | | | 560 409 054 544 402 044 | |










|   |  | SILVER dynamic | | | BLUE dynamic | | BLACK dynamic |
|---|---|----------------|----------------------------|-------------|--------------|---|---------------|
| | | AGM | SLI | Aux | EFB | SLI | SLI |
| NISSAN | | | | | | | |
| KUBISTAR Box (X76) | 03 → | | | | | | |
| 1.2 / 1.2 16V * | | | 554 400 053 552 401 052 | | | 544 402 044 | |
| 1.5 dCi / 1.5 dCi 70 | | | 574 402 075 | | | 572 409 068 | |
| 1.6 16V | | | 561 400 060 | | | 560 409 054 544 402 044 | |
| LAUREL (HLC230) | 77 - 83 | | | | | | |
| 2.0 / 2.4 | | | | | | 560 411 054 | |
| LAUREL (JC31) | 80 - 85 | | | | | | |
| 2.0 / 2.4 | | | | | | 560 411 054 | |
| 2.8 D | | | | | | 570 413 063 | |
| LAUREL (JC32) | 84 - 90 | | | | | | |
| 2.0 GL / 2.4 | | | | | | 560 411 054 | |
| 2.8 D | | | | | | 570 413 063 | |
| LEAF (ZE0) | 10 → | | | | | | |
| Electric | | | | | | 545 156 033 | |
| MAXIMA III (J30) | 88 - 95 | | | | | | |
| 3.0 i | | | | | | 560 410 054 | |
| MAXIMA / MAXIMA QX IV (A32) | 94 - 00 | | | | | | |
| 2.0 * | | | | | | 570 412 063 560 410 054 | |
| 2.5 V6 24V / 3.0 | | | | | | 560 410 054 | |
| MAXIMA / MAXIMA QX IV Station Wagon (A32) | 97 - 00 | | | | | | |
| 2.0 QX / 2.5 V6 24V / 3.0 QX | | | | | | 560 410 054 | |
| MAXIMA / MAXIMA QX V (A33) | 99 - 03 | | | | | | |
| 2.0 V6 24V / 2.5 V6 24V / 3.0 V6 24V / 3.0 V6 24V / 3.5 * | | | | | | 570 412 063 560 410 054 | |
| MICRA I (K10) | 82 - 92 | | | | | | |
| 1.0 / 1.2 (44 kW) | | | | | | 545 157 033 | |
| 1.2 (40 kW) | | | | | | 545 155 033 | |
| MICRA II (K11) | 92 - 07 | | | | | | |
| 1.0 | | | | | | 540 126 033 | |
| 1.0 i 16V / 1.3 i 16V / 1.4 i 16V | | | | | | 545 155 033 | |
| 1.5 D | | | 563 400 061 | | | 560 408 054 | |
| MICRA III (K12) | 02 - 10 | | | | | | |
| 1.0 16V * | | | 554 400 053 552 401 052 | | | 545 155 033 544 402 044 | |
| 1.2 16V / 1.4 16V * | | | | | | 560 409 054 545 155 033 544 402 044 | |
| 1.5 dCi / 160 SR | | | 561 400 060 | | | 560 409 054 | |
| MICRA C+C III (K12) | 05 → | | | | | | |
| 1.4 16V * | | | 554 400 053 552 401 052 | | | 544 402 044 | |
| 1.6 160 SR | | | 561 400 060 | | | 560 409 054 | |
| MICRA IV (K13) | 10 → | | | | | | |
| 1.2 (59 kW) / 1.5 * | | | | | | 552 400 047 540 126 033 | |
| 1.2 (58 kW) *  | | | | | | 565 501 065 552 400 047 540 126 033 | |
| 1.2 DIG-S  | | | 560 901 068 | | | 565 501 065 560 500 064 | |
| MICRA V (K14) | 16 → | | | | | | |
| 0.9 IG-T / 1.0  | | | 560 901 068 | | | 560 500 064 | |
| 1.5 DCI  | | | 570 901 076 | | | 570 500 076 | |
| MURANO I (Z50) | 03 - 08 | | | | | | |
| 3.5 4x4 | | | | | | 560 410 054 | |
| MURANO II (Z51) | 07 - 14 | | | | | | |
| 2.5 dCi 4x4 | | | | | | 560 410 054 | |
| 3.5 4x4 (188 kW) | | | | | | 570 412 063 | |
| 3.5 4x4 (183 kW) * | | | | | | 572 501 076 570 412 063 | |
| MURANO III (Z52_) | 14 → | | | | | | |
| 2.5 dCi ALL MODE 4x4-i / 2.5 HEV ALL MODE 4x4-i / 3.5 V6 / 3.5 V6 ALL MODE 4x4-i * | | | | | | 565 501 065 560 410 054 | |
| NAVARA (D22_) | 97 → | | | | | | |
| 3.0 / 3.0 4x4 | | | 570 901 076 | 577 400 078 | | 574 012 068 | |
| NP300 NAVARA (D40) | 04 → | | | | | | |
| 2.5 dCi / 2.5 dCi 4WD / 2.5 dCi 4WD | | | 570 901 076 | 577 400 078 | | 574 012 068 | |

N

 FOR CARS WITH START/STOP (MUST REPLACE AGM WITH AGM, EFB WITH EFB)
 * PLEASE CHECK AS MORE THAN ONE DIFFERENT SIZE BATTERIES CAN BE FITTED DEPENDING ON: - ELECTRICAL OPTIONS
 - CLIMATE REGION
 - BUILD OE

NISSAN




|   |  | SILVER dynamic | | | BLUE dynamic | | BLACK dynamic |
|---|---|----------------|----------------------------|-----|----------------------------|----------------------------|---------------|
| | | AGM | SLI | Aux | EFB | SLI | SLI |
| NISSAN | | | | | | | |
| NP300 NAVARA (D40) | 04 → | | | | | | |
| 3.0 dCi 4WD | | | | | | 595 404 083 | |
| NP300 NAVARA Platform/Chassis (D40) | 08 → | | | | | | |
| 2.5 dCi / 2.5 dCi 4WD (126 kW) | | 570 901 076 | 577 400 078 | | | 574 012 068 | |
| 2.5 dCi 4WD (106 kW) | | | 577 400 078 | | | 574 012 068 | |
| 3.0 dCi | | | | | | 595 404 083 | |
| NP300 NAVARA Pickup (D23) | 14 → | | | | | | |
| 2.3 dCi / 2.3 dCi 4x4 / 2.5 dCi / 2.5 dCi 4x4  | | 570 901 076 | | | 570 500 076 | | |
| NAVARA Platform/Chassis (D23) | 15 → | | | | | | |
| 2.3 dCi 4x4 | | 570 901 076 | | | 570 500 076 | | |
| NOTE (E11, NE11) | 05 - 12 | | | | | | |
| 1.4 / 1.6 * | | | 554 400 053 552 401 052 | | | 544 402 044 | |
| 1.5 dCi | | | 561 400 060 | | | 560 409 054 | |
| NOTE (E12) | 12 → | | | | | | |
| 1.2 (59 kW) *  | | 560 901 068 | | | 565 501 065 560 500 064 | 540 126 033 | |
| 1.2 (58 kW) * | | | | | 565 501 065 560 500 064 | | |
| 1.2 DIG-S / 1.2 LPG / 1.2 LPG  | | 560 901 068 | | | 565 501 065 560 500 064 | | |
| 1.5 dCi  | | 560 901 068 | 563 400 061 | | 560 500 064 | 560 408 054 | |
| PATHFINDER I (WD21) | 86 - 95 | | | | | | |
| 2.4 4WD / 2.4 / 3.0 4WD / 3.0 4WD | | | | | | 570 413 063 | |
| PATHFINDER II (R50) | 95 - 05 | | | | | | |
| 2.7 TD 4WD / 3.2 TD 4WD | | | | | | 595 405 083 | |
| 3.3 V6 4WD / 3.5 V6 4WD / 3.5 V6 4WD * | | | | | | 595 405 083 570 413 063 | |
| PATHFINDER III (R51) | 05 → | | | | | | |
| 2.5 dCi / 2.5 dCi 4WD / 3.0 dCi | | 570 901 076 | 577 400 078 | | | | |
| 4.0 4WD | | 560 901 068 | 577 400 078 563 400 061 | | | | |
| PATHFINDER IV (R52) | 12 → | | | | | | |
| 2.5 dCi 4WD / 3.0 dCi 4WD | | | 577 400 078 | | | 574 012 068 | |
| 3.5 4WD | | 570 901 076 | 577 400 078 | | | | |
| PATROL III/1 Hardtop (K160) | 79 - 89 | | | | | | |
| 2.8 | | | | | | 570 413 063 | |
| 3.2 D / 3.2 TD | | | | | | 595 404 083 | |
| PATROL III/1 Station Wagon (W160) | 79 - 89 | | | | | | |
| 2.8 / 4.0 | | | | | | 570 413 063 | |
| 3.2 D / 3.2 TD / 3.2 TD | | | | | | 595 404 083 | |
| PATROL III/2 Hardtop (K260) | 84 - 98 | | | | | | |
| 2.8 | | | | | | 570 413 063 | |
| 2.8 D / 2.8 TD / 3.0 / 3.2 D | | | | | | 595 404 083 | |
| PATROL III/2 Station Wagon (W260) | 88 - 98 | | | | | | |
| 2.8 D 4x4 / 2.8 TD / 2.8 TD 4x4 / 3.2 D | | | | | | 595 404 083 | |
| PATROL GR IV (Y60, GR) | 87 - 98 | | | | | | |
| 2.8 TD / 4.2 D | | | | | | 595 404 083 | |
| 4.2 Cat | | | | | | 570 412 063 | |
| PATROL GR V Wagon (Y61) | 97 → | | | | | | |
| 2.7 TD / 2.8 TD / 2.8 TDiC / 3.0 DTi / 3.2 D / 4.2 / 4.2 TD / 4.8 | | | | | | 595 404 083 | |
| PATROL GR V Pickup (Y61) | 06 → | | | | | | |
| 4.8 4WD | | | | | | 595 404 083 | |
| PATROL GR V Platform/Chassis (Y61) | 98 → | | | | | | |
| 3.0 D 4x4 | | | | | | 595 404 083 | |
| PATROL VI (Y62) | 10 → | | | | | | |
| 5.6 | | | | | | 595 404 083 | |
| PICK UP (720) | 80 - 86 | | | | | | |
| 1.6 / 1.8 | | | | | | 560 411 054 | |
| 2.2 4WD / 2.2 D / 2.3 D / 2.5 D 4WD | | | | | | 570 413 063 | |
| PICK UP (D21) | 85 - 08 | | | | | | |
| 2.0 / 2.4 / 2.4 4WD / 2.4 i 12V / 2.4 i 12V 4WD | | | | | | 560 410 054 | |
| 2.3 D / 2.3 D 4WD / 2.5 D / 2.5 D 4WD / 2.7 D 4WD / 2.7 TD 4WD | | | | | | 595 405 083 | |
| PICK UP (D22) | 97 → | | | | | | |
| 2.4 / 2.4 i / 2.4 i 4WD | | | | | | 560 410 054 | |
| 2.5 D / 2.5 Di / 2.5 TD 4WD | | | | | | 595 404 083 | |
| 2.5 D 4WD / 2.7 D / 3.2 D 4WD | | | | | | 595 405 083 | |

|   |  | SILVER dynamic | | | BLUE dynamic | | BLACK dynamic |
|---|---|----------------|----------------------------|-----|---|-------------|---------------|
| | | AGM | SLI | Aux | EFB | SLI | SLI |
| NISSAN | | | | | | | |
| NP300 PICKUP (D22) | 08 → | | | | | | |
| 2.5 dCi | | | 585 200 080 | | | 580 406 074 | |
| 2.5 dCi 4x4 | | | 577 400 078 | | | 574 012 068 | |
| PIXO (UA0) | 09 → | | | | | | |
| 1.0 | | | | | | 540 125 033 | |
| PRAIRIE (M10, NM10) | 82 - 88 | | | | | | |
| 1.5 S / 1.8 SGL / 2.0 / 2.0 4x4 | | | | | | 560 410 054 | |
| PRAIRIE PRO (M11) | 88 - 98 | | | | | | |
| 2.0 / 2.0 4x4 / 2.0 i / 2.0 i 4x4 / 2.4 i / 2.4 i 4x4 | | | | | | 560 410 054 | |
| PRIMERA Hatchback (P10) | 90 - 96 | | | | | | |
| 1.6 / 2.0 / 2.0 16V / 2.0 16V 4x4 / 2.0 i | | | 561 400 060 | | | 560 409 054 | |
| 2.0 D | | | 574 402 075 | | | 572 409 068 | |
| PRIMERA (P10) | 90 - 96 | | | | | | |
| 1.6 * | | | 554 400 053 552 401 052 | | | 544 402 044 | |
| 2.0 16V / 2.0 16V 4x4 / 2.0 4x4 / 2.0 GT / 2.0 GT 4x4 / 2.0 i | | | 561 400 060 | | | 560 409 054 | |
| 2.0 D | | | 574 402 075 | | | 572 409 068 | |
| PRIMERA Traveller (W10) | 90 - 98 | | | | | | |
| 1.6 i / 2.0 i | | | | | | 570 412 063 | |
| 2.0 | | | 561 400 060 | | | 560 409 054 | |
| 2.0 D | | | | | | 595 404 083 | |
| PRIMERA Hatchback (P11) | 96 - 02 | | | | | | |
| 1.6 16V * | | | 554 400 053 552 401 052 | | | 544 402 044 | |
| 1.8 16V / 2.0 16V | | | 561 400 060 | | | 560 409 054 | |
| 2.0 TD | | | | | | 595 404 083 | |
| PRIMERA (P11) | 96 - 01 | | | | | | |
| 1.6 16V * | | | 554 400 053 552 401 052 | | | 544 402 044 | |
| 1.8 16V / 2.0 16V | | | 561 400 060 | | | 560 409 054 | |
| 2.0 TD | | | | | | 595 404 083 | |
| PRIMERA Traveller (WP11) | 96 - 02 | | | | | | |
| 1.6 16V (66 kW) / 1.8 16V / 2.0 16V | | | 561 400 060 | | | 560 409 054 | |
| 1.6 16V (73 kW) * | | | 554 400 053 552 401 052 | | | 544 402 044 | |
| 2.0 TD | | | | | | 595 404 083 | |
| PRIMERA Hatchback (P12) | 02 → | | | | | | |
| 1.6 / 1.8 / 2.0 | | | 561 400 060 | | | 560 409 054 | |
| 1.9 dCi / 2.2 dCi / 2.2 Di | | | 574 402 075 | | | 572 409 068 | |
| PRIMERA (P12) | 02 → | | | | | | |
| 1.6 (78 kW) | | 560 901 068 | 563 400 061 561 400 060 | | | 560 409 054 | |
| 1.6 (80 kW) / 1.8 / 2.0 | | | 561 400 060 | | | 560 409 054 | |
| 1.9 dCi / 2.2 dCi / 2.2 Di | | | 574 402 075 | | | 572 409 068 | |
| PRIMERA Estate (WP12) | 02 → | | | | | | |
| 1.6 Visia / 1.8 / 2.0 | | | 561 400 060 | | | 560 409 054 | |
| 1.9 dCi / 2.2 dCi / 2.2 Di | | | 574 402 075 | | | 572 409 068 | |
| PULSAR Hatchback (C13) | 12 → | | | | | | |
| 1.2 DIG-T / 1.5 dCi / 1.6 DIG-T  | | 570 901 076 | | | | 570 500 076 | |
| QASHQAI / QASHQAI +2 I (J10, JJ10) | 06 - 13 | | | | | | |
| 1.5 dCi (81 kW) * | | | 577 400 078 563 400 061 | | | | |
| 1.5 dCi (78 kW) * | | | 577 400 078 563 400 061 | | | 560 410 054 | |
| 1.6 (86 kW) *  | | 560 901 068 | 563 400 061 | | 572 501 076 560 500 064 | 560 410 054 | |
| 1.6 (84 kW) | | 560 901 068 | 563 400 061 554 400 053 | | | | |
| 1.6 dCi  | | 570 901 076 | | | 585 501 080 572 501 076 570 500 076 | | |
| 1.6 dCi All-wheel Drive *  | | 570 901 076 | | | 572 501 076 570 500 076 | 570 412 063 | |
| 2.0 * | | 560 901 068 | 563 400 061 | | | 560 410 054 | |
| 2.0 All-wheel Drive | | 560 901 068 | 563 400 061 | | | | |
| 2.0 dCi / 2.0 dCi All-wheel Drive | | | 577 400 078 | | | 574 012 068 | |
| QASHQAI II Closed Off-Road Vehicle (J11, J11_) | 13 → | | | | | | |
| 1.2 DIG-T  | | 570 901 076 | 577 400 078 | | 572 501 076 570 500 076 | | |
| 1.5 dCi / 1.6 dCi / 1.6 dCi ALL MODE 4x4-i / 1.6 DIG-T / 2.0 ALL MODE 4x4-i / 2.0  | | 570 901 076 | | | 572 501 076 570 500 076 | | |

N

△ FOR CARS WITH START/STOP (MUST REPLACE AGM WITH AGM, EFB WITH EFB)
 * PLEASE CHECK AS MORE THAN ONE DIFFERENT SIZE BATTERIES CAN BE FITTED DEPENDING ON:
 - ELECTRICAL OPTIONS
 - CLIMATE REGION
 - BUILD OE







NISSAN

|   |  | SILVER dynamic | | | BLUE dynamic | | BLACK dynamic |
|---|---|-------------------|-----|-----|-----------------|----------------------------|------------------|
| | | AGM | SLI | Aux | EFB | SLI | SLI |
| NISSAN | | | | | | | |
| SERENA (C23) | 91 - 01 | | | | | | |
| 1.6 / 2.0 * | | | | | | 560 411 054 545 158 033 | |
| 2.0 D / 2.3 D | | | | | | 595 405 083 | |
| SERENA (C24) | 99 - 13 | | | | | | |
| 2.0 SGX / 2.0 SGX 4x4 | | | | | | 560 411 054 | |
| 2.5 DCi SGX / 2.5 DCi SGX 4x4 | | | | | | 595 405 083 | |
| SILVIA (S110) | 79 - 83 | | | | | | |
| 1.8 | | | | | | 560 410 054 | |
| SILVIA (S12) | 83 - 88 | | | | | | |
| 1.8 | | | | | | 560 410 054 | |
| 2.0 GP | | | | | | 560 411 054 | |
| SKYLINE (R32) | 89 - 93 | | | | | | |
| 2.0 Turbo / 2.0 Turbo 4x4 / 2.5 | | | | | | 570 413 063 | |
| SKYLINE Coupe (R32) | 89 - 95 | | | | | | |
| 2.0 / 2.0 Turbo / 2.0 Turbo 4x4 / 2.6 Twin Turbo 4x4 | | | | | | 570 413 063 | |
| SKYLINE (R33) | 93 - 98 | | | | | | |
| 2.5 | | | | | | 570 413 063 | |
| SKYLINE Coupe (R33) | 93 - 00 | | | | | | |
| 2.0 / 2.5 / 2.5 4x4 / 2.6 Twin Turbo 4x4 | | | | | | 570 413 063 | |
| SKYLINE (R34) | 98 - 06 | | | | | | |
| 2.0 | | | | | | 570 413 063 | |
| SKYLINE Coupe (R34) | 98 - 08 | | | | | | |
| 2.0 / 2.5 / 2.5 4x4 | | | | | | 570 413 063 | |
| STANZA Hatchback (T11) | 81 - 85 | | | | | | |
| 1.6 / 1.8 | | | | | | 560 411 054 | |
| STANZA (T11) | 81 - 85 | | | | | | |
| 1.6 / 1.8 SGL | | | | | | 560 411 054 | |
| SUNNY (140Y, 150Y) | 70 - 82 | | | | | | |
| 1.4 / 1.5 | | | | | | 545 155 033 | |
| SUNNY Traveller (140Y, 150Y) | 79 - 82 | | | | | | |
| 1.4 / 1.5 | | | | | | 545 155 033 | |
| SUNNY I (B11) | 82 - 90 | | | | | | |
| 1.3 / 1.5 / 1.6 SLX 4x4 | | | | | | 545 157 033 | |
| 1.7 D | | | | | | 595 404 083 | |
| SUNNY I Traveller (B11) | 82 - 90 | | | | | | |
| 1.3 / 1.5 | | | | | | 545 157 033 | |
| 1.7 D | | | | | | 595 404 083 | |
| SUNNY I Coupe (B11) | 82 - 90 | | | | | | |
| 1.3 / 1.5 | | | | | | 545 157 033 | |
| SUNNY II Hatchback (N13) | 86 - 91 | | | | | | |
| 1.0 | | | | | | 545 157 033 | |
| 1.3 / 1.4 / 1.4 LX / 1.5 / 1.6 / 1.6 GTI 16V / 1.6 i / 1.6 i 12V / 1.8 GTI 16V | | | | | | 560 410 054 | |
| 1.7 D | | | | | | 595 404 083 | |
| SUNNY II (N13) | 86 - 91 | | | | | | |
| 1.3 / 1.4 / 1.4 LX / 1.5 / 1.6 / 1.6 4x4 / 1.6 GTI 16V / 1.6 i / 1.6 i 12V / 1.6 i 4x4 | | | | | | 560 410 054 | |
| 1.7 D | | | | | | 595 404 083 | |
| SUNNY II Traveller (B12) | 86 - 91 | | | | | | |
| 1.5 / 1.6 / 1.6 i / 1.6 i 12V / 1.6 i 12V 4x4 / 1.6 i 4x4 | | | | | | 560 410 054 | |
| 1.7 D | | | | | | 595 404 083 | |
| SUNNY II Coupe (B12) | 86 - 91 | | | | | | |
| 1.5 / 1.6 / 1.6 GTI 16V / 1.6 i / 1.6 i 12V / 1.8 GTI 16V | | | | | | 560 410 054 | |
| SUNNY III Liftback (N14) | 90 - 95 | | | | | | |
| 1.4 i / 1.4 i 16V / 1.6 i / 1.6 i 16V / 2.0 i 16V | | | | | | 560 410 054 | |
| 2.0 D | | | | | | 595 404 083 | |
| SUNNY III Hatchback (N14) | 90 - 95 | | | | | | |
| 1.4 / 1.4 i / 1.4 i 16V / 1.5 / 1.6 i / 1.6 i 16V / 1.6 i 16V 4x4 / 2.0 GTI 16V / 2.0 GTI-R 4x4 | | | | | | 560 410 054 | |
| 2.0 D | | | | | | 595 404 083 | |
| SUNNY III (N14) | 90 - 96 | | | | | | |
| 1.4 / 1.4 i / 1.4 i 16V / 1.6 i / 1.6 i 16V / 1.6 i 16V 4WD | | | | | | 560 410 054 | |
| 2.0 D | | | | | | 595 404 083 | |
| SUNNY III Traveller (Y10) | 90 - 00 | | | | | | |
| 1.6 / 1.6 16V 4x4 / 1.6 i / 1.6 i 16V 4x4 | | | | | | 560 410 054 | |



⚠ FOR CARS WITH START/STOP (MUST REPLACE AGM WITH AGM, EFB WITH EFB)








* PLEASE CHECK AS MORE THAN ONE DIFFERENT SIZE BATTERIES CAN BE FITTED DEPENDING ON: - ELECTRICAL OPTIONS
- CLIMATE REGION
- BUILD OE

|   |  | SILVER dynamic | | | BLUE dynamic | | BLACK dynamic |
|---|---|----------------|----------------------------|-----|--------------|----------------------------|---------------|
| | | AGM | SLI | Aux | EFB | SLI | SLI |
| NISSAN | | | | | | | |
| SUNNY III Traveller (Y10) | 90 - 00 | | | | | | |
| 2.0 D | | | | | | 595 404 083 | |
| SUNNY III Box (Y10) | 90 - 00 | | | | | | |
| 1.6 i 16V / 1.7 D | | | | | | 595 404 083 | |
| 1.6 L | | | | | | 560 410 054 | |
| TEANA I (J31) | 03 - 08 | | | | | | |
| 2.0 / 2.3 / 3.5 | | | 563 400 061 | | | 570 412 063 560 408 054 | |
| TEANA II (J32) | 08 - 13 | | | | | | |
| 2.3 / 2.5 / 3.5 | | | 563 400 061 | | | 570 412 063 560 408 054 | |
| TERRANO I (WD21) | 86 - 96 | | | | | | |
| 2.4 i 4WD | | | | | | 560 410 054 | |
| 2.7 TD 4WD | | | | | | 570 412 063 | |
| 3.0 i 4WD | | | | | | 595 405 083 | |
| TERRANO II (R20) | 92 - 07 | | | | | | |
| 2.4 4WD | | | 563 401 061 | | | 560 127 054 | |
| 2.4 i 12V 4WD | | | 563 401 061 | | | 560 127 054 | 556 401 048 |
| 2.7 TD 4WD / 2.7 TDi 4WD / 2.7 TDi 4WD * | | | | | | 595 405 083 574 013 068 | |
| 3.0 Di 4WD / 3.3 / 3.3 4WD | | | | | | 595 405 083 | |
| 3.0 DiTD 4WD | | | | | | 570 412 063 | |
| TERRANO II Van (R20) | 98 - 07 | | | | | | |
| 2.7 TDi 4WD | | | | | | 570 413 063 | |
| 3.0 Di 4WD | | | 577 400 078 | | | 574 012 068 | |
| TITAN (A60) | 03 → | | | | | | |
| 5.6 / 5.6 4x4 / 5.6 Flex-Fuel 4WD | | | 577 400 078 | | | 574 012 068 | |
| TIIDA Saloon (SC11) | 04 - 13 | | | | | | |
| 1.5 dCi / 1.6 / 1.8 | | | 563 400 061 | | | 560 408 054 | |
| TIIDA Hatchback (C11) | 04 - 13 | | | | | | |
| 1.5 | | | | | | 545 155 033 | |
| 1.5 dCi / 1.6 / 1.8 | | | 563 400 061 | | | 560 408 054 | |
| TIIDA Hatchback (C12) | 12 → | | | | | | |
| 1.6 / 1.8 / 1.8 / 1.8 | | | 563 400 061 | | | 560 408 054 | |
| TRADE Platform/Chassis | 94 - 98 | | | | | | |
| 3.0 D | | | 577 400 078 | | | 574 012 068 | 570 409 064 |
| TRADE Box Body / Estate | 96 - 00 | | | | | | |
| 100 | | | 577 400 078 | | | 574 012 068 | 570 409 064 |
| 75 | | | 577 400 078 | | | 574 012 068 | |
| X-TRAIL (T30) | 01 - 13 | | | | | | |
| 2.0 / 2.0 4x4 (110/103 kW) | | | | | | 560 410 054 | |
| 2.0 4x4 (206 kW) * | | | 577 400 078 574 402 075 | | | | 570 409 064 |
| 2.2 dCi / 2.2 dCi 4x4 / 2.2 DCi FWD / 2.2 Di 4x4 | | | 574 402 075 | | | 572 409 068 570 412 063 | |
| 2.5 4x4 | | | 574 402 075 | | | 572 409 068 560 410 054 | |
| X-TRAIL (T31) | 07 - 14 | | | | | | |
| 2.5 4x4 / 2.0 / 2.0 FWD | | | 574 402 075 | | | 572 409 068 560 410 054 | |
| 2.0 dCi / 2.0 dCi 4x4 / 2.0 dCi FWD | | | 574 402 075 | | | 572 409 068 570 412 063 | |
| X-TRAIL (T32_) | 13 → | | | | | | |
| 1.6 dCi ALL MODE 4x4-i / 1.6 dCi / 1.6 DIG-T  | | | 570 901 076 | | | 572 501 076 570 500 076 | |
| 2.0 ALL MODE 4x4-i / 2.0 / 2.5 ALL MODE 4x4-i / 2.5  | | | 570 901 076 | | | 570 500 076 | |
| 2.0 dCi ALL MODE 4x4-i / 2.0 dCi  | | | | | | 572 501 076 | |
| INTERSTAR Bus (X70) | 02 → | | | | | | |
| dCi 100 / dCi 120 / dCi 140 / dCi 150 / dCi 80 / dCi 90 | | | 600 402 083 | | | 595 402 080 | |
| INTERSTAR Box (X70) | 02 → | | | | | | |
| dCi 100 / dCi 120 / dCi 140 / dCi 150 / dCi 80 / dCi 90 | | | 600 402 083 | | | 595 402 080 | |
| INTERSTAR Platform/Chassis | 03 → | | | | | | |
| dCi 100 / dCi 120 / dCi 140 / dCi 150 | | | 600 402 083 | | | 595 402 080 | |
| NV200 / EVALIA Bus | 10 → | | | | | | |
| 1.5 dci | | | 563 400 061 | | | 560 408 054 | |
| 1.6 16V | | | 561 400 060 | | | 560 409 054 | |
| e- | | | 554 400 053 | | | 552 400 047 | |
| NV200 Box Body / Estate | 10 → | | | | | | |
| 1.5 dci / 1.6 16V | | | 563 400 061 | | | 560 408 054 | |

N

△ FOR CARS WITH START/STOP (MUST REPLACE AGM WITH AGM, EFB WITH EFB)
 * PLEASE CHECK AS MORE THAN ONE DIFFERENT SIZE BATTERIES CAN BE FITTED DEPENDING ON:
 - ELECTRICAL OPTIONS
 - CLIMATE REGION
 - BUILD OE







NISSAN

|   |  | SILVER dynamic | | | BLUE dynamic | | BLACK dynamic |
|---|---|----------------|-------------|-----|----------------------------|-------------|---------------|
| | | AGM | SLI | Aux | EFB | SLI | SLI |
| NISSAN | | | | | | | |
| NV200 Box Body / Estate | 10 → | | | | | | |
| e-NV | | | 554 400 053 | | | 552 400 047 | |
| NV300 Kombi (X82) | 16 → | | | | | | |
| 1.6 dCi 125 / 1.6 dCi 145 / 1.6 dCi 95 *  | | | | | 580 500 080 570 500 076 | 570 412 063 | |
| NV300 Box (X82) | 16 → | | | | | | |
| 1.6 dCi 120 / 1.6 dCi 125 / 1.6 dCi 145 / 1.6 dCi 95 *  | | | | | 580 500 080 570 500 076 | 570 412 063 | |
| NV300 Platform/Chassis (X82) | 16 → | | | | | | |
| 1.6 dCi 125 / 1.6 dCi 145 *  | | | | | 580 500 080 570 500 076 | 570 412 063 | |
| NV400 Bus (X62, X62B) | 11 → | | | | | | |
| dCi 100 / dCi 125 / dCi 145 | | 605 901 095 | 610 402 092 | | | | |
| dCi 110 / dCi 140 / dCi 160 | | 595 901 085 | | | | | |
| dCi 150 | | | 600 402 083 | | | | |
| dCi 170  | | 595 901 085 | 600 402 083 | | | | |
| NV400 Box (X62, X62B) | 11 → | | | | | | |
| 2.3 dCi 145 RWD / dCi 100 / dCi 110 / dCi 125 / dCi 125 RWD / dCi 145 | | 605 901 095 | 610 402 092 | | | | |
| 2.3 dCi 150 | | | 600 402 083 | | | | |
| 2.3 dCi 165 / dCi 130 / dCi 130 RWD / dCi 140 / dCi 140 RWD / dCi 170 | | 595 901 085 | | | | | |
| dCi 150 RWD / dCi 165 RWD | | 595 901 085 | 600 402 083 | | | | |
| NV400 Platform/Chassis (X62, X62B) | 11 → | | | | | | |
| dCi 100 / dCi 125 / dCi 125 RWD / dCi 145 / dCi 145 RWD | | 605 901 095 | 610 402 092 | | | | |
| dCi 110 / dCi 130 / dCi 130 RWD / dCi 140 / dCi 140 RWD / dCi 165 / dCi 165 RWD / dCi 170 | | 595 901 085 | | | | | |
| dCi 150 / dCi 150 RWD | | 595 901 085 | 600 402 083 | | | | |
| NV 2500 Standard Cargo Van | 11 → | | | | | | |
| 5.6 * | | | | | 572 501 076 | 570 412 063 | |
| PRIMASTAR Bus (X83) | 01 → | | | | | | |
| 2.0 / dCi 100 / dCi 115 / dCi 120 / dCi 140 / dCi 150 / dCi 80 / dCi 90 | | | 585 200 080 | | | 580 406 074 | |
| PRIMASTAR Box (X83) | 02 → | | | | | | |
| 1.9 dCi 100 / 1.9 dCi 80 / 2.0 / 2.0 dCi 115 / 2.0 dCi 90 / 2.5 dCi 115 / 2.5 dCi 140 / 2.5 dCi 150 | | | 585 200 080 | | | 580 406 074 | |
| PRIMASTAR Platform/Chassis (X83) | 02 - 06 | | | | | | |
| 1.9 dCi 100 | | | 585 200 080 | | | 580 406 074 | |
| TRADE Box | 86 - 93 | | | | | | |
| 2.0 D | | | | | | 595 405 083 | |
| TRADE Platform/Chassis | 86 - 94 | | | | | | |
| 2.0 D | | | | | | 595 405 083 | |
| 2.8 D | | | | | | 595 404 083 | |
| TRADE Box | 93 - 98 | | | | | | |
| 2.0 D / 3.0 D | | | | | | 595 405 083 | |
| TRADE Platform/Chassis | 93 - 98 | | | | | | |
| 2.0 D / 3.0 D | | | | | | 595 405 083 | |
| TRADE Bus | 96 - 01 | | | | | | |
| 3.0 TDiC | | | | | | 595 405 083 | |
| TRADE Box | 96 - 01 | | | | | | |
| 3.0 TDiC | | | | | | 595 404 083 | |
| TRADE Platform/Chassis | 96 - 01 | | | | | | |
| 2.3 D / 3.0 TDiC | | | | | | 595 405 083 | |
| TRADE Platform/Chassis | 98 - 04 | | | | | | |
| 2.3 D / 2.7 TD / 3.0 TD | | | | | | 595 405 083 | |
| URVAN Bus (E23) | 80 - 88 | | | | | | |
| 2.0 | | | | | | 560 411 054 | |
| 2.3 D | | | | | | 570 413 063 | |
| URVAN Box (E23) | 80 - 98 | | | | | | |
| 2.0 | | | | | | 560 411 054 | |
| 2.2 D / 2.3 D | | | | | | 570 413 063 | |
| URVAN Bus (E24) | 86 - 97 | | | | | | |
| 2.0 | | | | | | 560 411 054 | |
| 2.4 i | | | | | | 560 410 054 | |
| 2.5 D | | | | | | 595 404 083 | |
| URVAN Box (E24) | 86 - 97 | | | | | | |
| 2.0 (64 kW) | | | | | | 560 410 054 | |
| 2.0 (65 kW) | | | | | | 560 411 054 | |
| 2.3 D / 2.5 D | | | | | | 595 404 083 | |




 FOR CARS WITH START/STOP (MUST REPLACE AGM WITH AGM, EFB WITH EFB)




* PLEASE CHECK AS MORE THAN ONE DIFFERENT SIZE BATTERIES CAN BE FITTED DEPENDING ON: - ELECTRICAL OPTIONS
- CLIMATE REGION
- BUILD OE

|   |  | SILVER <i>dynamic</i> | | | BLUE <i>dynamic</i> | | BLACK <i>dynamic</i> |
|---|---|--------------------------|----------------------------|----------------------------|------------------------|----------------------------|-------------------------|
| | | AGM | SLI | Aux | EFB | SLI | SLI |
| NISSAN | | | | | | | |
| URVAN Box (E24) | 95 - 00 | | | | | | |
| 2.7 TD | | | | | | 595 405 083 | |
| VANETTE Bus (KC120) | 81 - 87 | | | | | | |
| 1.2 / 1.5 | | | | | | 560 411 054 | |
| 2.0 D | | | | | | 570 413 063 | |
| VANETTE Box (C120) | 81 - 87 | | | | | | |
| 1.2 / 1.5 | | | | | | 560 411 054 | |
| 2.0 D | | | | | | 570 413 063 | |
| VANETTE Bus (C22) | 86 - 11 | | | | | | |
| 1.5 / 2.0 / 2.4 i | | | | | | 560 411 054 | |
| 2.0 D | | | | | | 570 413 063 | |
| VANETTE Box (C22) | 86 - 11 | | | | | | |
| 1.5 | | | | | | 560 411 054 | |
| 2.0 D | | | | | | 570 413 063 | |
| VANETTE CARGO Bus (HC 23) | 94 - 01 | | | | | | |
| 1.6 i | | | | | | 560 411 054 | |
| 2.0 D | | | | | | 570 413 063 | |
| 2.3 D * | | | | | | 595 405 083 570 413 063 | |
| VANETTE CARGO Box (HC 23) | 94 - 02 | | | | | | |
| 1.6 i | | | | | | 560 411 054 | |
| 2.3 D | | | | | | 570 413 063 | |
| CABSTAR (F22, H40) | 82 - 93 | | | | | | |
| 2.0 | | | | | | 595 404 083 | |
| 2.3 TD / 2.4 TD / 2.5 TD | | | | | | 595 405 083 | |
| CABSTAR (F23, H41, H42) | 92 - 11 | | | | | | |
| 2.0 | | | | | | 595 404 083 | |
| 2.5 D | | | | | | 595 405 083 | |
| NT400 CABSTAR (F24F) | 09 → | | | | | | |
| 28.12, 32.12, 35.12 / 35.13 / 35.14, 45.14 / 35.15, 45.15 | | | 577 400 078 | | | | |
| NT400 CABSTAR Dumptruck (F24F) | 16 → | | | | | | |
| 35.13 / 35.15, 45.15 | | | 577 400 078 | | | | |
| NISSAN (DFAC) | | | | | | | |
| TEANA (J32Z) | 08 → | | | | | | |
| 2.0 / 2.5 / 3.5 | | | 563 400 061 | | | 570 412 063 560 408 054 | |
| TIIDA Hatchback (C12) | 11 → | | | | | | |
| 1.6 / 1.6 GTS | | | 563 400 061 | | | 560 408 054 | |
| OPEL | | | | | | | |
| ADAM (M13) | 12 → | | | | | | |
| 1.0 / 1.4 S  | | | 560 901 068 | | | | |
| 1.2 (69 kW) | | | 570 901 076 | | | 570 500 076 | |
| 1.2 (51 kW)/1.4 *  | | | 560 901 068 | 554 400 053 | | 552 400 047 | |
| 1.4 LPG | | | | 554 400 053 | | 552 400 047 | |
| AGILA (A) (H00) | 00 - 07 | | | | | | |
| 1.0 12V / 1.0 / 1.2 16V / 1.2 16V Twinport * | | | 554 400 053 552 401 052 | | | 544 402 044 | |
| 1.3 CDTI | | | 561 400 060 | | | 560 409 054 | |
| AGILA (B) (H08) | 08 - 14 | | | | | | |
| 1.0 (50 kW)/1.2 (69 kW) *  | | | 560 901 068 | 554 400 053 552 401 052 | | 560 500 064 544 402 044 | |
| 1.0 (48 kW)/1.0 LPG / 1.2 (63 kW)/1.2 LPG * | | | | 554 400 053 552 401 052 | | 544 402 044 | |
| 1.3 CDTI | | | | 561 400 060 | | 560 409 054 | |
| AMPERA (R12) | 11 - 15 | | | | | | |
| EV 150 | | | 560 901 068 | | | | |
| ARENA Box (A97) | 97 - 01 | | | | | | |
| 1.9 D | | | | 577 400 078 | | 574 012 068 | |
| 2.5 D | | | | 600 402 083 | | 595 402 080 | |
| ARENA Bus (A97) | 97 - 01 | | | | | | |
| 1.9 D | | | | 577 400 078 | | 574 012 068 | |
| 2.5 D | | | | 600 402 083 | | 595 402 080 | |
| ASCONA B (81_, 86_, 87_, 88_) | 75 - 81 | | | | | | |
| 1.3 N / 1.3 S * | | | | 554 400 053 552 401 052 | | 544 402 044 | 541 400 036 |
| 1.6 N / 1.6 S * | | | | 554 400 053 552 401 052 | | 544 402 044 | |
| 1.9 N / 1.9 S / 2.0 E / 2.0 N / 2.0 S / 2.4 400 * | | | | 561 400 060 | | 560 409 054 | 553 401 050 |

N

 FOR CARS WITH START/STOP (MUST REPLACE AGM WITH AGM, EFB WITH EFB)
 * PLEASE CHECK AS MORE THAN ONE DIFFERENT SIZE BATTERIES CAN BE FITTED DEPENDING ON: - ELECTRICAL OPTIONS
 - CLIMATE REGION
 - BUILD OE

















OPEL


|   |  | SILVER dynamic | | | BLUE dynamic | | BLACK dynamic |
|---|---|----------------|----------------------------|-----|--------------|-------------|---------------|
| | | AGM | SLI | Aux | EFB | SLI | SLI |
| OPEL | | | | | | | |
| ASCONA B (81_, 86_, 87_, 88_) | 75 - 81 | | | | | | |
| 2.0 D | | | 574 402 075 | | | 572 409 068 | 570 144 064 |
| ASCONA C Hatchback (J82) | 81 - 88 | | | | | | |
| 1.3 N / 1.3 S * | | | 554 400 053 552 401 052 | | | 544 402 044 | 541 400 036 |
| 1.6 D | | | 574 402 075 | | | 572 409 068 | 570 144 064 |
| 1.6 / 1.6 i Cat / 1.6 i / 1.6 S * | | | 554 400 053 552 401 052 | | | 544 402 044 | |
| 1.8 E / 1.8 / 1.8 i / 2.0 i Cat / 2.0 i / 2.0 i GT * | | | 561 400 060 | | | 560 409 054 | 553 401 050 |
| ASCONA C (J82) | 81 - 88 | | | | | | |
| 1.3 N / 1.3 S * | | | 554 400 053 552 401 052 | | | 544 402 044 | 541 400 036 |
| 1.6 D | | | 574 402 075 | | | 572 409 068 | 570 144 064 |
| 1.6 / 1.6 i Cat / 1.6 i / 1.6 S * | | | 554 400 053 552 401 052 | | | 544 402 044 | |
| 1.8 E / 1.8 / 1.8 i / 2.0 i Cat / 2.0 i / 2.0 i GT * | | | 561 400 060 | | | 560 409 054 | 553 401 050 |
| ASTRA F Hatchback (T92) | 91 - 98 | | | | | | |
| 1.4 / 1.4 i 16V / 1.4 i / 1.4 Si * | | | 554 400 053 552 401 052 | | | 544 402 044 | 541 400 036 |
| 1.6 / 1.6 i 16V / 1.6 i / 1.6 Si * | | | 554 400 053 552 401 052 | | | 544 402 044 | |
| 1.7 D / 1.7 TD / 1.7 TDS | | | 574 402 075 | | | 572 409 068 | 570 144 064 |
| 1.8 i 16V / 1.8 i / 2.0 GSI 16V / 2.0 i 16V / 2.0 i * | | | 561 400 060 | | | 560 409 054 | 553 401 050 |
| ASTRA F (T92) | 91 - 98 | | | | | | |
| 1.4 / 1.4 i 16V / 1.4 i / 1.4 Si * | | | 554 400 053 552 401 052 | | | 544 402 044 | 541 400 036 |
| 1.6 / 1.6 i 16V / 1.6 i / 1.6 Si * | | | 554 400 053 552 401 052 | | | 544 402 044 | |
| 1.7 D / 1.7 TD / 1.7 TDS | | | 574 402 075 | | | 572 409 068 | 570 144 064 |
| 1.8 i 16V / 1.8 i / 2.0 i 16V / 2.0 i * | | | 561 400 060 | | | 560 409 054 | 553 401 050 |
| ASTRA F Estate (T92) | 91 - 98 | | | | | | |
| 1.4 / 1.4 i 16V / 1.4 i / 1.4 Si * | | | 554 400 053 552 401 052 | | | 544 402 044 | 541 400 036 |
| 1.6 / 1.6 i 16V / 1.6 i / 1.6 Si * | | | 554 400 053 552 401 052 | | | 544 402 044 | |
| 1.7 D / 1.7 TD / 1.7 TDS | | | 574 402 075 | | | 572 409 068 | 570 144 064 |
| 1.8 i 16V / 1.8 i / 2.0 i 16V / 2.0 i * | | | 561 400 060 | | | 560 409 054 | 553 401 050 |
| ASTRA F Convertible (T92) | 93 - 01 | | | | | | |
| 1.4 i 16V / 1.4 Si / 1.6 i / 1.8 i 16V * | | | 554 400 053 552 401 052 | | | 544 402 044 | |
| 2.0 i * | | | 561 400 060 | | | 560 409 054 | 553 401 050 |
| ASTRA F Van (T92) | 91 - 99 | | | | | | |
| 1.4 i * | | | 554 400 053 552 401 052 | | | 544 402 044 | 541 400 036 |
| 1.6 i 16V / 1.6 i (52 kW) * | | | 554 400 053 552 401 052 | | | 544 402 044 | |
| 1.6 i (55 kW) * | | | 561 400 060 | | | 544 402 044 | 541 400 036 |
| 1.7 D / 1.7 TD | | | 574 402 075 | | | 572 409 068 | 570 144 064 |
| ASTRA F CLASSIC Hatchback (T92) | 98 - 02 | | | | | | |
| 1.4 i / 1.6 i 16V / 1.6 i * | | | 554 400 053 552 401 052 | | | 544 402 044 | |
| ASTRA F CLASSIC Saloon (T92) | 98 - 02 | | | | | | |
| 1.4 i / 1.6 i 16V / 1.6 i * | | | 554 400 053 552 401 052 | | | 544 402 044 | |
| ASTRA F CLASSIC Estate (T92) | 98 - 05 | | | | | | |
| 1.4 i / 1.6 i 16V / 1.6 i * | | | 554 400 053 552 401 052 | | | 544 402 044 | |
| ASTRA G Hatchback (T98) | 98 - 09 | | | | | | |
| 1.2 16V / 1.4 16V / 1.4 * | | | 554 400 053 552 401 052 | | | 544 402 044 | |
| 1.6 16V / 1.6 / 1.6 LPG / 1.8 16V / 2.0 16V / 2.0 16V OPC / 2.0 OPC | | | 561 400 060 | | | 560 409 054 | |
| 1.7 CDTI / 1.7 DTI 16V / 1.7 TD / 2.0 DI / 2.0 DTI 16V / 2.2 16V / 2.2 DTI | | | 574 402 075 | | | 572 409 068 | |
| ASTRA G Saloon (T98) | 98 - 09 | | | | | | |
| 1.2 16V (48 kW) / 1.4 16V / 1.4 / 1.6 16V / 1.6 / 1.6 LPG / 1.8 16V / 2.0 16V | | | 561 400 060 | | | 560 409 054 | |
| 1.2 16V (55 kW) * | | | 554 400 053 552 401 052 | | | 544 402 044 | |
| 1.7 CDTI / 1.7 DTI 16V / 1.7 TD / 2.0 DI / 2.0 DTI 16V / 2.2 16V / 2.2 DTI | | | 574 402 075 | | | 572 409 068 | |
| ASTRA G Estate (T98) | 98 - 09 | | | | | | |
| 1.2 16V (48 kW) / 1.4 16V / 1.4 / 1.6 16V / 1.6 CNG / 1.6 / 1.8 16V / 2.0 16V / 2.0 OPC (147 kW) | | | 561 400 060 | | | 560 409 054 | |
| 1.2 16V (55 kW) * | | | 554 400 053 552 401 052 | | | 544 402 044 | |



























⚠ FOR CARS WITH START/STOP (MUST REPLACE AGM WITH AGM, EFB WITH EFB)

* PLEASE CHECK AS MORE THAN ONE DIFFERENT SIZE BATTERIES CAN BE FITTED DEPENDING ON: - ELECTRICAL OPTIONS
- CLIMATE REGION
- BUILD OE

|   |  | SILVER dynamic | | | BLUE dynamic | | BLACK dynamic |
|---|---|----------------------------|----------------------------|-----|--------------|-----|---------------|
| | | AGM | SLI | Aux | EFB | SLI | SLI |
| OPEL | | | | | | | |
| ASTRA G Estate (T98) | 98 - 09 | | | | | | |
| 1.7 CDTi / 1.7 DTI 16V / 1.7 TD / 2.0 DI / 2.0 DTI 16V / 2.0 OPC (141 kW) / 2.2 16V / 2.2 DTI | | | 574 402 075 | | | | 572 409 068 |
| ASTRA G Coupe (T98) | 00 - 05 | | | | | | |
| 1.6 16V * | | | 554 400 053 552 401 052 | | | | 544 402 044 |
| 1.8 16V / 2.0 16V Turbo | | | 561 400 060 | | | | 560 409 054 |
| 2.2 16V / 2.2 DTI | | | 574 402 075 | | | | 572 409 068 |
| ASTRA G Convertible (T98) | 01 - 05 | | | | | | |
| 1.6 16V / 1.6 / 1.8 16V / 2.0 16V Turbo / 2.0 OPC | | | 561 400 060 | | | | 560 409 054 |
| 2.2 16V / 2.2 DTI | | | 574 402 075 | | | | 572 409 068 |
| ASTRA G Box (F70) | 99 - 05 | | | | | | |
| 1.6 / 1.7 DTI 16V / 1.7 TD | | | 561 400 060 | | | | 560 409 054 |
| 2.0 DI | | | 574 402 075 | | | | 572 409 068 |
| ASTRA H (A04) | 04 - 14 | | | | | | |
| 1.2 * | | | 554 400 053 552 401 052 | | | | |
| 1.3 CDTi / 1.4 (55 kW) / 1.4 LPG / 1.6 / 1.6 Turbo / 1.7 CDTi / 1.8 / 2.0 Turbo | | | 561 400 060 | | | | 560 409 054 |
| 1.4 (66 kW) * | | | 554 400 053 552 401 052 | | | | 544 402 044 |
| 1.9 CDTi 16V / 1.9 CDTi | | | 574 402 075 | | | | 572 409 068 |
| ASTRA H GTC (A04) | 05 - 10 | | | | | | |
| 1.2 * | | | 554 400 053 552 401 052 | | | | 544 402 044 |
| 1.3 CDTi / 1.4 / 1.6 / 1.6 Turbo / 1.7 CDTi / 1.7 CDTi / 1.8 / 2.0 Turbo | | | 561 400 060 | | | | 560 409 054 |
| 1.9 CDTi 16V / 1.9 CDTi / 1.9 CDTi | | | 574 402 075 | | | | 572 409 068 |
| ASTRA H Saloon (A04) | 07 - 14 | | | | | | |
| 1.3 CDTi / 1.6 / 1.7 CDTi / 1.7 CDTi / 1.8 | | | 561 400 060 | | | | 560 409 054 |
| ASTRA H Estate (A04) | 04 - 14 | | | | | | |
| 1.3 CDTi / 1.4 (55 kW) / 1.4 LPG / 1.6 / 1.6 LPG / 1.6 Turbo / 1.7 CDTi / 1.8 / 2.0 Turbo | | | 561 400 060 | | | | 560 409 054 |
| 1.4 (66 kW) * | | | 554 400 053 552 401 052 | | | | 544 402 044 |
| 1.9 CDTi 16V / 1.9 CDTi | | | 574 402 075 | | | | 572 409 068 |
| ASTRA H TwinTop (A04) | 05 - 10 | | | | | | |
| 1.6 / 1.6 Turbo / 1.8 / 2.0 Turbo | | | 561 400 060 | | | | 560 409 054 |
| 1.9 CDTi | | | 574 402 075 | | | | 572 409 068 |
| ASTRA H Box (L70) | 04 - 13 | | | | | | |
| 1.3 CDTi / 1.6 / 1.7 CDTi | | | 561 400 060 | | | | 560 409 054 |
| 1.9 CDTi 16V / 1.9 CDTi | | | 574 402 075 | | | | 572 409 068 |
| ASTRA CLASSIC Hatchback (A04) | 09 → | | | | | | |
| 1.8 | | | 561 400 060 | | | | 560 409 054 |
| ASTRA J (P10) | 09 - 15 | | | | | | |
| 1.3 CDTi *  | | 560 901 068 | 561 400 060 | | 560 500 064 | | 560 409 054 |
| 1.4 (64 kW) / 1.4 LPG / 1.6 Turbo / 1.7 CDTi (92 kW) | | | 561 400 060 | | | | 560 409 054 |
| 1.4 (74 kW) / 1.4 Turbo / 1.6 / 1.6 SIDI *  | | 580 901 080 570 901 076 | 561 400 060 | | | | 560 409 054 |
| 1.6 CDTi / 2.0 BiTurbo CDTi *  | | 580 901 080 570 901 076 | | | | | |
| 1.7 CDTi (96 kW) *  | | 570 901 076 | 561 400 060 | | 570 500 076 | | 560 409 054 |
| 2.0 CDTi *  | | 580 901 080 570 901 076 | 574 402 075 | | | | 572 409 068 |
| ASTRA J Saloon | 12 → | | | | | | |
| 1.3 CDTi  | | 560 901 068 | | | 560 500 064 | | |
| 1.4 / 1.6 / 1.6 Turbo | | | 561 400 060 | | | | 560 409 054 |
| 1.4 LPG / 1.4 Turbo / 1.6 SIDI / 1.7 CDTi (96 kW) *  | | 580 901 080 570 901 076 | 561 400 060 | | | | 560 409 054 |
| 1.6 CDTi *  | | 580 901 080 570 901 076 | | | | | |
| 1.7 CDTi (81 kW) *  | | 580 901 080 570 901 076 | 574 402 075 | | | | 572 409 068 |
| ASTRA J GTC | 11 → | | | | | | |
| 1.4 / 1.6 SIDI *  | | 580 901 080 570 901 076 | 561 400 060 | | | | 560 409 054 |
| 1.6 / 1.8 | | | 561 400 060 | | | | 560 409 054 |
| 1.6 CDTi / 1.7 CDTi / 2.0 / 2.0 BiTurbo CDTi *  | | 580 901 080 570 901 076 | | | | | |
| 2.0 CDTi *  | | 580 901 080 570 901 076 | 574 402 075 | | | | 572 409 068 |
| ASTRA J Sports Tourer (P10) | 10 - 15 | | | | | | |
| 1.3 CDTi *  | | 560 901 068 | 561 400 060 | | 560 500 064 | | 560 409 054 |

 FOR CARS WITH START/STOP (MUST REPLACE AGM WITH AGM, EFB WITH EFB)
 * PLEASE CHECK AS MORE THAN ONE DIFFERENT SIZE BATTERIES CAN BE FITTED DEPENDING ON: - ELECTRICAL OPTIONS
 - CLIMATE REGION
 - BUILD OE


















OPEL


|   |  | SILVER dynamic | | | BLUE dynamic | | BLACK dynamic |
|---|---|----------------------------|----------------------------|-----|--------------|----------------------------|---------------|
| | | AGM | SLI | Aux | EFB | SLI | SLI |
| OPEL | | | | | | | |
| ASTRA J Sports Tourer (P10) | 10 - 15 | | | | | | |
| 1.4 (74 kW) / 1.4 Turbo / 1.6 / 1.6 SIDI *  | | 580 901 080 570 901 076 | 561 400 060 | | | 560 409 054 | |
| 1.4 (64 kW) / 1.4 LPG / 1.6 LPG / 1.6 Turbo / 1.7 CDTi (74/92 kW) | | | 561 400 060 | | | 560 409 054 | |
| 1.6 CDTi *  | | 580 901 080 570 901 076 | | | | | |
| 1.7 CDTi (81 kW) *  | | 580 901 080 570 901 076 | 561 400 060 | | 570 500 076 | 560 409 054 | |
| 2.0 BiTurbo CDTi / 2.0 CDTi (118 kW) *  | | 580 901 080 570 901 076 | 574 402 075 | | | 572 409 068 | |
| 2.0 CDTi (121 kW) *  | | 580 901 080 570 901 076 | 585 200 080 | | | 580 406 074 | |
| 2.0 CDTi (96 kW) | | | 574 402 075 | | | 572 409 068 | |
| ASTRA K (B16) | 15 → | | | | | | |
| 1.0 Turbo *  | | 580 901 080 570 901 076 | | | | | |
| 1.4 Turbo *  | | 570 901 076 | | | | 560 408 054 552 400 047 | |
| 1.6 CDTi (81 kW) *  | | 580 901 080 | 585 200 080 | | | 574 012 068 | |
| 1.6 CDTi (70 kW) *  | | 580 901 080 | 563 400 061 | | | 560 408 054 | |
| 1.6 CDTi (118 kW)  | | 580 901 080 | | | | | |
| 1.6 Turbo  | | 570 901 076 | | | | | |
| ASTRA K Sports Tourer (B16) | 15 → | | | | | | |
| 1.0 Turbo *  | | 580 901 080 570 901 076 | | | | | |
| 1.4 Turbo *  | | 570 901 076 | | | | 560 408 054 552 400 047 | |
| 1.6 CDTi (70 kW) *  | | 580 901 080 | 563 400 061 | | | 560 408 054 | |
| 1.6 CDTi (81 kW) *  | | 580 901 080 | 585 200 080 | | | 574 012 068 | |
| 1.6 CDTi (118 kW)  | | 580 901 080 | | | | | |
| 1.6 Turbo  | | 570 901 076 | | | | | |
| ANTARA (L07) | 06 → | | | | | | |
| 2.0 CDTi (93 kW) / 2.0 CDTi 4x4 (110 kW) / 2.4 LPG 4x4 | | | | | | 595 405 083 | |
| 2.0 CDTi (125 kW) / 2.0 CDTi 4x4 (125 kW)  | | 595 901 085 | | | | | 590 122 072 |
| 2.2 CDTi / 2.2 CDTi 4x4  | | 595 901 085 | | | | 595 405 083 595 402 080 | |
| 2.4 (123 kW) / 2.4 4x4 (123 kW) * | | | | | | 570 413 063 570 412 063 | |
| 2.4 (104 kW) / 2.4 4x4 (103 kW) | | | 563 401 061 | | | 570 413 063 560 127 054 | |
| 2.4 (103 kW) / 2.4 LPG / 3.0 | | | | | | 570 413 063 | |
| 3.2 V6 | | | | | | 574 013 068 | |
| CALIBRA A (C89) | 89 - 97 | | | | | | |
| 2.0 i 16V 4x4 / 2.0 i 16V / 2.0 i 4x4 / 2.0 i / 2.0 i Turbo 4x4 | | | 561 400 060 | | | 560 409 054 | |
| 2.5 i V6 * | | | 561 400 060 | | | 560 409 054 | 570 144 064 |
| CAMPO (TF0, TF1) | 87 - 02 | | | | | | |
| 2.2 D / 2.2 D 4x4 / 2.3 4x4 / 2.3 / 2.5 D 4x4 / 2.5 D | | | 574 402 075 | | | 572 409 068 | 570 144 064 |
| 2.5 DTi / 2.5 DTi 4x4 / 2.5 TD 4x4 / 2.5 TD / 3.1 TD 4x4 / 3.1 TD | | | 574 402 075 | | | 572 409 068 | |
| CASCADA (W13) | 13 → | | | | | | |
| 1.4 / 1.4 Turbo / 1.6 / 1.6 SIDI / 2.0 CDTi *  | | 580 901 080 570 901 076 | | | | | |
| COMMODORE C (14_, 19_) | 78 - 82 | | | | | | |
| 2.5 E / 2.5 S | | | 574 402 075 | | | 572 409 068 | 570 144 064 |
| COMMODORE C Estate (61) | 80 - 82 | | | | | | |
| 2.5 E / 2.5 S | | | 574 402 075 | | | 572 409 068 | 570 144 064 |
| COMBO (71_) | 94 - 01 | | | | | | |
| 1.2 / 1.4 / 1.4 16V * | | | 554 400 053 552 401 052 | | | 560 409 054 544 402 044 | |
| 1.7 D | | | 561 400 060 | | | 560 409 054 | |
| COMBO Tour | 01 - 11 | | | | | | |
| 1.3 CDTi 16V / 1.7 CDTi 16V / 1.7 DI 16V / 1.7 DTi 16V | | | 561 400 060 | | | 560 409 054 | |
| 1.4 * | | | 554 400 053 552 401 052 | | | 560 409 054 544 402 044 | |
| 1.6 / 1.6 CNG * | | | 554 400 053 552 401 052 | | | 544 402 044 | |
| COMBO Box Body / Estate | 01 → | | | | | | |
| 1.3 CDTi 16V / 1.7 CDTi 16V / 1.7 DI 16V / 1.7 DTi 16V | | | 561 400 060 | | | 560 409 054 | |
| 1.4 16V * | | | 554 400 053 552 401 052 | | | 560 409 054 544 402 044 | |
| 1.6 / 1.6 CNG 16V * | | | 554 400 053 552 401 052 | | | 544 402 044 | |
| COMBO Combi / Tour (X12) | 12 → | | | | | | |
| 1.3 CDTi / 1.4 (70 kW) *  | | 560 901 068 | 561 400 060 | | 565 500 065 | 560 409 054 | |








































 FOR CARS WITH START/STOP (MUST REPLACE AGM WITH AGM, EFB WITH EFB)

* PLEASE CHECK AS MORE THAN ONE DIFFERENT SIZE BATTERIES CAN BE FITTED DEPENDING ON: - ELECTRICAL OPTIONS
- CLIMATE REGION
- BUILD OE

|   |  | SILVER dynamic | | | BLUE dynamic | | BLACK dynamic |
|---|---|----------------------------|----------------------------|-----|--------------|----------------------------|---------------|
| | | AGM | SLI | Aux | EFB | SLI | SLI |
| OPEL | | | | | | | |
| COMBO Combi / Tour (X12) | 12 → | | | | | | |
| 1.4 (88 kW) / 1.4 CNG | | | 561 400 060 | | | 560 409 054 | |
| 1.6 CDTI (66 kW) / 2.0 CDTI *  | | 570 901 076 | 574 402 075 | | 570 500 076 | 572 409 068 | |
| 1.6 CDTI (74 kW) | | | 574 402 075 | | | 572 409 068 | |
| 1.6 CDTI (70 kW) *  | | 570 901 076 | 574 402 075 | | | 572 409 068 | |
| 1.6 CDTI (88 kW)  | | 570 901 076 | | | | | |
| COMBO Box Body / Estate (X12) | 12 → | | | | | | |
| 1.3 CDTI (66 kW) *  | | 560 901 068 | 561 400 060 | | 560 500 064 | 560 409 054 | |
| 1.3 CDTI (55 kW) / 1.6 CDTI (70 kW) *  | | 570 901 076 | 574 402 075 | | | 572 409 068 | |
| 1.4 (70 kW) / 1.4 CNG *  | | 560 901 068 | 561 400 060 | | 565 500 065 | 560 409 054 | |
| 1.4 (88 kW) | | | 561 400 060 | | | 560 409 054 | |
| 1.6 CDTI (66 kW) / 2.0 CDTI *  | | 560 901 068 | 574 402 075 | | 565 500 065 | 572 409 068 | |
| 1.6 CDTI (74 kW) | | | 574 402 075 | | | 572 409 068 | |
| 1.6 CDTI (88 kW)  | | 570 901 076 | | | | | |
| COMBO Platform/Chassis (X12) | 12 → | | | | | | |
| 1.3 CDTI / 2.0 CDTI *  | | 570 901 076 | 574 402 075 | | | 572 409 068 | |
| CORSA A Hatchback (S83) | 82 - 93 | | | | | | |
| 1.0 / 1.2 / 1.2 i / 1.2 N / 1.2 S / 1.3 / 1.3 i / 1.3 S / 1.4 i / 1.4 S / 1.4 Si * | | | 554 400 053 552 401 052 | | | 544 402 044 | 541 400 036 |
| 1.5 D / 1.5 TD * | | | 561 400 060 | | | 560 409 054 | 570 144 064 |
| 1.6 GSI Cat / 1.6 GSI * | | | 554 400 053 552 401 052 | | | 544 402 044 | |
| CORSA A TR (S83) | 82 - 93 | | | | | | |
| 1.0 / 1.2 i / 1.2 N / 1.2 S / 1.3 / 1.3 S / 1.4 i / 1.4 S * | | | 554 400 053 552 401 052 | | | 544 402 044 | 541 400 036 |
| 1.5 D / 1.5 TD | | | 561 400 060 | | | 572 409 068 560 409 054 | |
| CORSA A Box (S83) | 86 - 94 | | | | | | |
| 1.0 / 1.2 / 1.3 * | | | 554 400 053 552 401 052 | | | 544 402 044 | 541 400 036 |
| 1.5 D | | | 561 400 060 | | | 572 409 068 560 409 054 | |
| CORSA B (S93) | 93 - 02 | | | | | | |
| 1.0 i 12V / 1.2 i 16V / 1.2 i / 1.4 / 1.4 i 16V / 1.4 i / 1.4 Si * | | | 554 400 053 552 401 052 | | | 544 402 044 | |
| 1.5 D / 1.5 TD | | | 561 400 060 | | | 572 409 068 560 409 054 | |
| 1.6 GSI 16V / 1.6 i 16V / 1.7 D | | | 561 400 060 | | | 560 409 054 | |
| CORSA B Estate (S93) | 99 - 02 | | | | | | |
| 1.4 i 16V * | | | 554 400 053 552 401 052 | | | 544 402 044 | |
| 1.7 D | | | 561 400 060 | | | 560 409 054 | |
| CORSA B Box (S93) | 99 - 00 | | | | | | |
| 1.4 i * | | | 554 400 053 552 401 052 | | | 544 402 044 | |
| 1.7 D | | | 561 400 060 | | | 560 409 054 | |
| CORSA C (X01) | 00 - 09 | | | | | | |
| 1.0 / 1.2 / 1.2 Twinport / 1.4 / 1.4 Twinport * | | | 554 400 053 552 401 052 | | | 544 402 044 | |
| 1.3 CDTI / 1.7 CDTI / 1.7 DI / 1.7 DTI / 1.8 | | | 561 400 060 | | | 560 409 054 | |
| CORSA C Box (X01) | 00 → | | | | | | |
| 1.2 16V / 1.2 / 1.4 * | | | 554 400 053 552 401 052 | | | 544 402 044 | |
| 1.3 CDTI 16V / 1.7 CDTI / 1.7 DI 16V / 1.7 DTI 16V | | | 561 400 060 | | | 560 409 054 | |
| CORSA D (S07) | 06 - 14 | | | | | | |
| 1.0 | | | | | | 544 401 042 | |
| 1.2 (59 kW) / 1.2 LPG / 1.4 (66 kW) / 1.4 LPG (66 kW) | | | 554 400 053 | | | | |
| 1.2 (51 kW) / 1.4 (64 kW) *  | | 570 901 076 560 901 068 | 554 400 053 | | | | |
| 1.2 (63 kW) / 1.4 (74 kW) *  | | 570 901 076 560 901 068 | 554 400 053 | | | 552 400 047 | |
| 1.3 CDTI (55 kW) *  | | 570 901 076 | 574 402 075 | | 570 500 076 | 572 409 068 | |
| 1.3 CDTI (66 kW) / 1.7 CDTI | | | 574 402 075 | | | 572 409 068 | |
| 1.3 CDTI (70 kW) *  | | 560 901 068 | 554 400 053 | | 560 500 064 | | |
| 1.4 (88 kW) *  | | 570 901 076 | 574 402 075 | | | 572 409 068 | |
| 1.4 LPG (64 kW) | | | 554 400 053 | | | 552 400 047 | |
| 1.6 Turbo | | | 561 400 060 | | | 560 409 054 | |
| CORSA D Van (S07) | 06 → | | | | | | |
| 1.0 (48 kW) | | | 554 400 053 | | | 552 400 047 | |
| 1.0 (44 kW) | | | | | | 544 401 042 | |
| 1.2 (51 kW) | | | 554 400 053 | | | | |

 FOR CARS WITH START/STOP (MUST REPLACE AGM WITH AGM, EFB WITH EFB)
 * PLEASE CHECK AS MORE THAN ONE DIFFERENT SIZE BATTERIES CAN BE FITTED DEPENDING ON: - ELECTRICAL OPTIONS
 - CLIMATE REGION
 - BUILD OE








OPEL


|   |  | SILVER dynamic | | | BLUE dynamic | | BLACK dynamic |
|---|---|----------------------------|----------------------------|-----|----------------------------|-------------|---------------|
| | | AGM | SLI | Aux | EFB | SLI | SLI |
| OPEL | | | | | | | |
| CORSA D Van (S07) | 06 → | | | | | | |
| 1.2 (63 kW) *  | | 570 901 076 560 901 068 | 554 400 053 | | | | |
| 1.3 CDTi (55 kW) | | | 574 402 075 | | | 572 409 068 | |
| 1.3 CDTi (70 kW) *  | | 570 901 076 | 554 400 053 | | | | |
| CORSA E (X15) | 14 → | | | | | | |
| 1.0 / 1.3 CDTi / 1.4 / 1.4 LPG / 1.4 Turbo / 1.6 Turbo  | | 560 901 068 | | | | | |
| 1.2 * | | | 554 400 053 552 401 052 | | | 544 402 044 | |
| CORSA E Van (X15) | 14 → | | | | | | |
| 1.2 / 1.3 CDTi  | | 560 901 068 | | | | | |
| 1.4 *  | | 560 901 068 | 554 400 053 | | | 552 400 047 | |
| CROSSLAND X (P17) | 17 → | | | | | | |
| 1.2 / 1.6 Turbo D *  | | 570 901 076 | 563 400 061 | | 570 500 076 | | |
| FRONTERA A Sport (U92) | 92 - 98 | | | | | | |
| 2.0 i / 2.5 TDS / 2.8 TD | | | 577 400 078 | | | 574 012 068 | 570 409 064 |
| FRONTERA A (U92) | 92 - 98 | | | | | | |
| 2.2 i / 2.3 TD / 2.4 i / 2.5 TDS / 2.8 TD | | | 577 400 078 | | | 574 012 068 | 570 409 064 |
| FRONTERA B (U99) | 98 - 02 | | | | | | |
| 2.2 DTi / 3.2 i | | | 577 400 078 | | | 574 012 068 | |
| 2.2 i | | | 561 400 060 | | | 560 409 054 | |
| GT Convertible (M07) | 07 - 11 | | | | | | |
| 2.0 | | | 574 402 075 | | | 572 409 068 | |
| INSIGNIA A (G09) | 08 - 17 | | | | | | |
| 1.4 / 1.4 LPG / 1.6 SIDI *  | | 570 901 076 | 561 400 060 | | | 560 409 054 | |
| 1.6 / 1.6 Turbo / 1.8 | | | 561 400 060 | | | 560 409 054 | |
| 1.6 CDTi (100 kW) *  | | 570 901 076 | 574 402 075 | | | 572 409 068 | |
| 1.6 CDTi (88 kW)  | | 570 901 076 | | | | | |
| 2.0 Biturbo CDTi 4x4 (143 kW) / 2.0 Biturbo CDTi (140 kW) / 2.0 CDTi (118 kW) * | | | 585 200 080 | | | 580 406 074 | 588 403 074 |
| 2.0 Biturbo CDTi 4x4 (140 kW)  | | 580 901 080 | | | 580 500 080 575 500 073 | | |
| 2.0 Biturbo CDTi (143 kW) / 2.0 CDTi 4x4 (118 kW) / 2.0 CDTi (81/96 kW) *  | | 580 901 080 | 585 200 080 | | 580 500 080 575 500 073 | 580 406 074 | 588 403 074 |
| 2.0 CDTi 4x4 (120 kW) / 2.0 CDTi (120 kW) *  | | 580 901 080 | 574 402 075 | | | 572 409 068 | |
| 2.0 CDTi 4x4 (125 kW) / 2.0 CDTi (125 kW)  | | 580 901 080 | | | | | |
| 2.0 CDTi (88 kW) *  | | 580 901 080 | 585 200 080 | | | 580 406 074 | 588 403 074 |
| 2.0 E85 Turbo / 2.0 Turbo 4x4 (184 kW) / 2.0 Turbo (162 kW) *  | | 570 901 076 | 574 402 075 | | 565 500 065 | 572 409 068 | |
| 2.0 Turbo 4x4 (162 kW) | | | 574 402 075 | | | 572 409 068 | |
| 2.0 Turbo (184 kW) *  | | 570 901 076 | | | 565 500 065 | | |
| 2.8 V6 Turbo 4x4 / 2.8 V6 Turbo OPC 4x4 | | | 585 200 080 | | | 580 406 074 | |
| INSIGNIA A Saloon (G09) | 08 - 17 | | | | | | |
| 1.4 / 1.4 LPG / 1.6 SIDI *  | | 570 901 076 | 561 400 060 | | | 560 409 054 | |
| 1.6 / 1.6 Turbo / 1.8 | | | 561 400 060 | | | 560 409 054 | |
| 1.6 CDTi (88 kW)  | | 570 901 076 | | | | | |
| 1.6 CDTi (100 kW) *  | | 570 901 076 | 574 402 075 | | | 572 409 068 | |
| 2.0 Biturbo CDTi 4x4 (143 kW) / 2.0 Biturbo CDTi (143 kW) / 2.0 CDTi 4x4 (118 kW) / 2.0 CDTi (96/81/118 kW) *  | | 580 901 080 | 585 200 080 | | 580 500 080 575 500 073 | 580 406 074 | 588 403 074 |
| 2.0 Biturbo CDTi 4x4 (140 kW) / 2.0 Biturbo CDTi (140 kW) * | | | 585 200 080 | | | 580 406 074 | 588 403 074 |
| 2.0 CDTi 4x4 (120 kW) / 2.0 CDTi (120 kW) / 2.0 Turbo (162 kW) *  | | 580 901 080 | 574 402 075 | | | 572 409 068 | |
| 2.0 CDTi 4x4 (125 kW) / 2.0 CDTi (125 kW)  | | 580 901 080 | | | | | |
| 2.0 CDTi (88 kW) *  | | 580 901 080 | 585 200 080 | | | 580 406 074 | 588 403 074 |
| 2.0 Turbo 4x4 (184 kW) / 2.0 Turbo (184 kW) *  | | 570 901 076 | 574 402 075 | | 565 500 065 | 572 409 068 | |
| 2.0 Turbo 4x4 (162 kW) | | | 574 402 075 | | | 572 409 068 | |
| 2.0 Turbo E85 *  | | 570 901 076 | 574 402 075 | | 575 500 073 | 572 409 068 | |
| 2.8 V6 Turbo 4x4 / 2.8 V6 Turbo OPC 4x4 | | | 585 200 080 | | | 580 406 074 | |
| INSIGNIA A Sports Tourer (G09) | 08 - 17 | | | | | | |
| 1.4 / 1.6 CDTi (88 kW)  | | 570 901 076 | | | | | |
| 1.4 LPG / 1.6 SIDI *  | | 570 901 076 | 561 400 060 | | | 560 409 054 | |
| 1.6 / 1.6 Turbo / 1.8 | | | 561 400 060 | | | 560 409 054 | |
| 1.6 CDTi (100 kW) *  | | 570 901 076 | 574 402 075 | | | 572 409 068 | |
| 2.0 Biturbo CDTi (143 kW) / 2.0 Biturbo CDTi 4x4 (143 kW) / 2.0 CDTi (81/96/118 kW) / 2.0 CDTi 4x4 (118 kW) *  | | 580 901 080 | 585 200 080 | | 580 500 080 575 500 073 | 580 406 074 | 588 403 074 |
| 2.0 Biturbo CDTi (140 kW) / 2.0 Biturbo CDTi 4x4 (140 kW) * | | | 585 200 080 | | | 580 406 074 | 588 403 074 |
| 2.0 CDTi (120 kW) / 2.0 CDTi 4x4 (120 kW) *  | | 580 901 080 | 574 402 075 | | | 572 409 068 | |
| 2.0 CDTi (103 kW) / 2.0 CDTi 4x4 (125 kW)  | | 580 901 080 | | | | | |
| 2.0 CDTi (88 kW) *  | | 580 901 080 | 585 200 080 | | | 580 406 074 | 588 403 074 |
| 2.0 E85 Turbo *  | | 570 901 076 | 574 402 075 | | 575 500 073 | 572 409 068 | |
| 2.0 Turbo / 2.0 Turbo 4x4 (184 kW) *  | | 570 901 076 | 574 402 075 | | 565 500 065 | 572 409 068 | |













 FOR CARS WITH START/STOP (MUST REPLACE AGM WITH AGM, EFB WITH EFB)

* PLEASE CHECK AS MORE THAN ONE DIFFERENT SIZE BATTERIES CAN BE FITTED DEPENDING ON:
- ELECTRICAL OPTIONS
- CLIMATE REGION
- BUILD OE

|   |  | SILVER dynamic | | | BLUE dynamic | | BLACK dynamic |
|---|---|----------------|----------------------------|-----|--------------|-------------|---------------|
| | | AGM | SLI | Aux | EFB | SLI | SLI |
| OPEL | | | | | | | |
| INSIGNIA A Sports Tourer (G09) | 08 - 17 | | | | | | |
| 2.0 Turbo 4x4 (162 kW) / 2.8 V6 Turbo 4x4 / 2.8 V6 Turbo OPC 4x4 | | | 574 402 075 | | | 572 409 068 | |
| INSIGNIA B Grand Sport (Z18) | 17 → | | | | | | |
| 1.5 / 1.6 CDTi / 2.0 4x4 / 2.0 CDTi 4x4 / 2.0 CDTi *  | | 580 901 080 | | | 570 500 076 | | |
| INSIGNIA B Sports Tourer (Z18) | 17 → | | | | | | |
| 1.5 / 1.6 CDTi / 2.0 4x4 / 2.0 CDTi / 2.0 CDTi 4x4 *  | | 580 901 080 | | | 570 500 076 | | |
| KADETT D (31_34_41_44_) | 79 - 84 | | | | | | |
| 1.0 / 1.2 / 1.2 S / 1.3 N / 1.3 S * | | | 554 400 053 552 401 052 | | | 544 402 044 | 541 400 036 |
| 1.6 D | | | 563 400 061 | | | 560 408 054 | |
| 1.6 S / 1.8 GT/E * | | | 554 400 053 552 401 052 | | | 544 402 044 | |
| KADETT D (32_37_39_42) | 79 - 84 | | | | | | |
| 1.0 / 1.2 S / 1.3 N / 1.3 S * | | | 554 400 053 552 401 052 | | | 544 402 044 | 541 400 036 |
| 1.6 D | | | 563 400 061 | | | 560 408 054 | |
| KADETT D Estate (35_36_45_46_) | 79 - 84 | | | | | | |
| 1.2 / 1.2 S / 1.3 N / 1.3 S / 1.6 S * | | | 554 400 053 552 401 052 | | | 544 402 044 | 541 400 036 |
| 1.6 D | | | 563 400 061 | | | 560 408 054 | |
| KADETT E Hatchback (T85) | 84 - 91 | | | | | | |
| 1.2 / 1.3 / 1.3 iCat / 1.3 N / 1.3 S / 1.4 i / 1.4 S * | | | 554 400 053 552 401 052 | | | 544 402 044 | 541 400 036 |
| 1.5 TD / 1.6 D / 1.7 D / 1.8 GSI / 2.0 GSI 16V / 2.0 GSI 16V Cat / 2.0 GSI / 2.0 GSI Cat | | | 563 400 061 | | | 560 408 054 | |
| 1.6 i / 1.6 iCat / 1.6 S / 1.8 E / 1.8 i / 1.8 S * | | | 554 400 053 552 401 052 | | | 544 402 044 | |
| KADETT E (T85) | 84 - 93 | | | | | | |
| 1.2 / 1.3 iCat / 1.3 N / 1.3 S / 1.4 i / 1.4 S * | | | 554 400 053 552 401 052 | | | 544 402 044 | 541 400 036 |
| 1.5 TD / 1.6 D / 1.7 D | | | 563 400 061 | | | 560 408 054 | |
| 1.6 i / 1.6 iCat / 1.6 S / 1.8 / 1.8 i / 1.8 S / 2.0 i / 2.0 iCat * | | | 554 400 053 552 401 052 | | | 544 402 044 | |
| KADETT E Estate (T85) | 84 - 91 | | | | | | |
| 1.2 / 1.3 / 1.3 iCat / 1.3 N / 1.3 S / 1.4 i / 1.4 S * | | | 554 400 053 552 401 052 | | | 544 402 044 | 541 400 036 |
| 1.5 TD / 1.6 D / 1.7 D | | | 563 400 061 | | | 560 408 054 | |
| 1.6 / 1.6 i / 1.6 iCat / 1.6 S / 1.8 E / 1.8 i / 1.8 S / 2.0 i / 2.0 iCat * | | | 554 400 053 552 401 052 | | | 544 402 044 | |
| KADETT E Convertible (T85) | 86 - 93 | | | | | | |
| 1.3 S / 1.4 i / 1.4 S / 1.6 i / 1.6 iCat / 2.0 / 2.0 GSi / 2.0 i / 2.0 iCat * | | | 554 400 053 552 401 052 | | | 544 402 044 | |
| KADETT E Box (T85) | 84 - 93 | | | | | | |
| 1.2 / 1.3 N / 1.4 i * | | | 554 400 053 552 401 052 | | | 544 402 044 | 541 400 036 |
| 1.6 D / 1.7 D | | | 563 400 061 | | | 560 408 054 | |
| 1.6 i / 1.8 i * | | | 554 400 053 552 401 052 | | | 544 402 044 | |
| KADETT E Combo (T85) | 86 - 94 | | | | | | |
| 1.3 N / 1.3 S / 1.4 i / 1.4 S * | | | 554 400 053 552 401 052 | | | 544 402 044 | 541 400 036 |
| 1.6 / 1.6 i * | | | 554 400 053 552 401 052 | | | 544 402 044 | |
| 1.6 D / 1.7 D | | | 563 400 061 | | | 560 408 054 | |
| KARL (C16) | 15 → | | | | | | |
| 1.0 (55 kW)  | | 570 901 076 | | | | | |
| 1.0 (52 kW) / 1.0 LPG *  | | 570 901 076 | 554 400 053 | | | 552 400 047 | |
| MANTA B (58_59_) | 75 - 88 | | | | | | |
| 1.2 N / 1.3 S * | | | 554 400 053 552 401 052 | | | 544 402 044 | 541 400 036 |
| 1.6 S / 1.8 S * | | | 554 400 053 552 401 052 | | | 544 402 044 | |
| 1.9 N / 2.0 E / 2.0 S / 2.4 400 | | | 561 400 060 | | | 560 409 054 | |
| MANTA B CC (53_55_) | 75 - 88 | | | | | | |
| 1.3 S / 1.6 * | | | 554 400 053 552 401 052 | | | 544 402 044 | |
| 1.8 S / 1.9 N / 2.0 / 2.0 E / 2.0 S | | | 561 400 060 | | | 560 409 054 | |
| MERIVA A MPV (X03) | 03 - 10 | | | | | | |
| 1.3 CDTi / 1.7 CDTi / 1.7 DTI | | | 574 402 075 | | | 572 409 068 | |
| 1.4 16V Twinport / 1.4 16V Twinport LPG / 1.6 16V / 1.6 / 1.6 Turbo / 1.8 | | | 561 400 060 | | | 560 409 054 | |

 FOR CARS WITH START/STOP (MUST REPLACE AGM WITH AGM, EFB WITH EFB)
 * PLEASE CHECK AS MORE THAN ONE DIFFERENT SIZE BATTERIES CAN BE FITTED DEPENDING ON: - ELECTRICAL OPTIONS
 - CLIMATE REGION
 - BUILD OE




OPEL

|   |  | SILVER dynamic | | | BLUE dynamic | | BLACK dynamic |
|---|---|----------------------------|----------------------------|-----|--------------|----------------------------|---------------|
| | | AGM | SLI | Aux | EFB | SLI | SLI |
| OPEL | | | | | | | |
| MERIVA B MPV (S10) | 10 - 17 | | | | | | |
| 1.3 CDTI (55 kW) | | | 561 400 060 | | | | |
| 1.3 CDTI (70 kW)  | | 560 901 068 | | | 560 500 064 | | |
| 1.4 *  | | 580 901 080 570 901 076 | 561 400 060 | | | 560 409 054 | |
| 1.4 LPG | | | 561 400 060 | | | 560 409 054 | |
| 1.6 CDTI / 1.6 CDTi *  | | 580 901 080 570 901 076 | | | | | |
| 1.7 CDTI (74 kW) | | | 574 402 075 | | | 572 409 068 | |
| 1.7 CDTI (81 kW) *  | | 580 901 080 570 901 076 | 574 402 075 | | | 572 409 068 | |
| MOKKA / MOKKA X (J13) | 12 → | | | | | | |
| 1.4 4x4 (103 kW) / 1.4 / 1.6 / 1.6 CDTI 4x4 / 1.6 CDTI / 1.7 CDTI 4x4 / 1.8  | | 570 901 076 | | | 570 500 076 | | |
| 1.4 4x4 (112 kW) / 1.4 LPG  | | 570 901 076 | | | | | |
| 1.7 CDTI *  | | 570 901 076 | 561 400 060 | | 570 500 076 | 560 409 054 | |
| 1.8 4x4 | | 570 901 076 | 577 400 078 | | | 574 012 068 | |
| MONTEREY A (M92) | 91 - 98 | | | | | | |
| 3.1 TD / 3.2 | | | | | | 570 412 063 | |
| MONTEREY B (M98) | 98 - 99 | | | | | | |
| 3.0 DTI | | | | | | 570 412 063 | |
| 3.5 V6 24V * | | | | | | 570 412 063 560 410 054 | |
| MONZA A (22_) | 78 - 86 | | | | | | |
| 2.0 E / 2.2 E / 2.5 E / 2.8 / 3.0 / 3.0 GSE | | | 561 400 060 | | | 560 409 054 | |
| OMEGA A (V87) | 86 - 94 | | | | | | |
| 1.8 / 1.8 N / 1.8 S * | | | 554 400 053 552 401 052 | | | 544 402 044 | |
| 2.0 / 2.0 i | | | 561 400 060 | | | 560 409 054 | |
| 2.3 D / 2.3 TD / 2.3 TD Interc. / 2.4 i / 2.6 i / 3.0 24V / 3.0 24V Evolution500 / 3.0 / 3.6 24V Lotus | | | 574 402 075 | | | 572 409 068 | 570 144 064 |
| OMEGA A Estate (V87) | 86 - 94 | | | | | | |
| 1.8 / 1.8 N / 1.8 S * | | | 554 400 053 552 401 052 | | | 544 402 044 | |
| 2.0 / 2.0 i / 2.3 D | | | 561 400 060 | | | 560 409 054 | |
| 2.3 TD / 2.3 TD Interc. / 2.4 i / 2.6 i / 3.0 24V / 3.0 24V Omega 3000 / 3.0 Cat / 3.0 | | | 574 402 075 | | | 572 409 068 | 570 144 064 |
| OMEGA B (V94) | 94 - 03 | | | | | | |
| 2.0 16V / 2.0 / 2.2 16V | | | 561 400 060 | | | 560 409 054 | |
| 2.0 DTI 16V / 2.2 DTI 16V / 2.5 V6 / 2.6 V6 / 3.0 V6 / 3.2 V6 | | | 574 402 075 | | | 572 409 068 | |
| 2.5 D / 2.5 DTI / 2.5 TD | | | 585 200 080 | | | 580 406 074 | |
| OMEGA B Estate (V94) | 94 - 03 | | | | | | |
| 2.0 16V / 2.0 / 2.2 16V / 2.5 V6 / 3.0 V6 | | | 561 400 060 | | | 560 409 054 | |
| 2.0 DTI 16V / 2.2 DTI 16V / 2.6 V6 / 3.2 V6 | | | 574 402 075 | | | 572 409 068 | |
| 2.5 DTI / 2.5 TD | | | 585 200 080 | | | 580 406 074 | |
| REKORD E (17_ -19_ , 11_ , 14_ , 16_) | 77 - 86 | | | | | | |
| 1.7 / 1.8 / 1.8 E / 1.8 S / 1.9 / 2.0 / 2.0 E / 2.0 S / 2.2 E * | | | 561 400 060 | | | 560 409 054 | 553 401 050 |
| 2.0 D / 2.2 D / 2.2 TD | | | 574 402 075 | | | 572 409 068 | 570 144 064 |
| REKORD E Estate (61_ , 66_ , 67_) | 77 - 86 | | | | | | |
| 1.7 / 1.8 / 1.8 E / 1.8 S / 2.0 E / 2.0 S / 2.2 E * | | | 561 400 060 | | | 560 409 054 | 553 401 050 |
| 1.9 / 2.0 | | | 561 400 060 | | | 560 409 054 | |
| 2.0 D / 2.2 D / 2.2 TD / 2.3 D | | | 574 402 075 | | | 572 409 068 | 570 144 064 |
| SENATOR A (29_) | 78 - 87 | | | | | | |
| 2.0 E / 2.2 E / 2.2 TD / 2.5 E / 2.8 / 3.0 / 3.0 E | | | 561 400 060 | | | 560 409 054 | |
| SENATOR B (V88) | 87 - 93 | | | | | | |
| 2.5 i / 2.6 i | | | 561 400 060 | | | 560 409 054 | |
| 3.0 24V / 3.0 iCat / 3.0 / 3.6 | | | 574 402 075 | | | 572 409 068 | 570 144 064 |
| SIGNUM Hatchback (Z03) | 03 - 08 | | | | | | |
| 1.8 | | | 561 400 060 | | | 560 409 054 | |
| 1.9 CDTI / 2.0 DTI / 2.0 Turbo / 2.2 direct / 2.2 DTI 16V / 2.2 DTI / 2.8 V6 Turbo / 3.0 V6 CDTI / 3.2 V6 | | | 574 402 075 | | | 572 409 068 | |
| SPEEDSTER (E01) | 00 - 06 | | | | | | |
| 2.0 Turbo / 2.2 | | | 561 400 060 | | | 560 409 054 | |
| TIGRA (S93) | 94 - 00 | | | | | | |
| 1.4 16V / 1.6 16V * | | | 554 400 053 552 401 052 | | | 544 402 044 | |
| TIGRA TwinTop (X04) | 04 - 10 | | | | | | |
| 1.3 CDTI | | | 561 400 060 | | | 560 409 054 | |
| 1.4 / 1.8 * | | | 554 400 053 552 401 052 | | | 544 402 044 | |
























 FOR CARS WITH START/STOP (MUST REPLACE AGM WITH AGM, EFB WITH EFB)

* PLEASE CHECK AS MORE THAN ONE DIFFERENT SIZE BATTERIES CAN BE FITTED DEPENDING ON: - ELECTRICAL OPTIONS
- CLIMATE REGION
- BUILD OE

|   |  | SILVER dynamic | | | BLUE dynamic | | BLACK dynamic |
|--|---|----------------|----------------------------|-----|--------------|----------------------------|---------------|
| | | AGM | SLI | Aux | EFB | SLI | SLI |
| OPEL | | | | | | | |
| VECTRA A Hatchback (J89) | 88 - 95 | | | | | | |
| 1.4 S / 1.6 i Cat / 1.6 i / 1.6 S * | | | 554 400 053 552 401 052 | | | 544 402 044 | |
| 1.7 D / 1.7 TD | | | 574 402 075 | | | 572 409 068 | 570 144 064 |
| 1.8 i Cat / 1.8 i / 1.8 S / 2.0 / 2.0 i 16V Cat / 2.0 i 16V / 2.0 i Cat / 2.0 i / 2.0 i GT / 2.5 V6 | | | 561 400 060 | | | 560 409 054 | |
| VECTRA A (J89) | 88 - 95 | | | | | | |
| 1.4 S / 1.6 / 1.6 i * | | | 554 400 053 552 401 052 | | | 544 402 044 | |
| 1.7 D / 1.7 TD / 2.5 V6 | | | 574 402 075 | | | 572 409 068 | 570 144 064 |
| 1.8 i Cat / 1.8 S 4x4 / 1.8 S / 2000 16V 4x4 / 2000/GT 16V Cat 4x4 / 2000/GT 16V Cat / 2000/GT 16V / 2.0 / 2.0 i 16V 4x4 / 2.0 i 16V / 2.0 i 4x4 / 2.0 i Cat 4x4 / 2.0 i Cat / 2.0 i / 2.0 i Turbo 4x4 | | | 561 400 060 | | | 560 409 054 | |
| VECTRA B Hatchback (J96) | 95 - 03 | | | | | | |
| 1.6 i 16V / 1.6 i * | | | 554 400 053 552 401 052 | | | 560 408 054 544 402 044 | |
| 1.7 TD | | | 574 402 075 | | | 572 409 068 | 570 144 064 |
| 1.8 i 16V (85 kW) / 2.0 i 16V / 2.0 i / 2.2 i 16V / 2.5 / 2.5 i V6 / 2.6 i V6 | | | 561 400 060 | | | 560 409 054 | |
| 1.8 i 16V (92 kW) * | | | 554 400 053 552 401 052 | | | 544 402 044 | |
| 2.0 DI 16V | | | 563 400 061 | | | 560 408 054 | |
| 2.0 DTI 16V / 2.2 DTI 16V | | | 574 402 075 | | | 572 409 068 | |
| VECTRA B (J96) | 95 - 02 | | | | | | |
| 1.6 i 16V / 1.6 i * | | | 554 400 053 552 401 052 | | | 560 408 054 544 402 044 | |
| 1.7 TD | | | 574 402 075 | | | 572 409 068 | 570 144 064 |
| 1.8 i 16V * | | | 554 400 053 552 401 052 | | | 544 402 044 | |
| 2.0 DI 16V | | | 563 400 061 | | | 560 408 054 | |
| 2.0 DTI 16V / 2.2 DTI 16V | | | 574 402 075 | | | 572 409 068 | |
| 2.0 i 16V / 2.0 i / 2.2 i 16V / 2.5 i V6 / 2.6 i V6 / i 500 2.5 / i 500 2.5 | | | 561 400 060 | | | 560 409 054 | |
| VECTRA B Estate (J96) | 96 - 03 | | | | | | |
| 1.6 i 16V / 1.6 i * | | | 554 400 053 552 401 052 | | | 560 408 054 544 402 044 | |
| 1.7 TD | | | 574 402 075 | | | 572 409 068 | 570 144 064 |
| 1.8 i 16V (85 kW) / 2.0 i 16V / 2.0 i / 2.2 i 16V / 2.5 i V6 / 2.6 i V6 / i 500 2.5 | | | 561 400 060 | | | 560 409 054 | |
| 1.8 i 16V (92 kW) * | | | 554 400 053 552 401 052 | | | 544 402 044 | |
| 2.0 DI 16V / 2.2 DTI 16V | | | 574 402 075 | | | 572 409 068 | |
| 2.0 DTI 16V | | | 563 400 061 | | | 560 408 054 | |
| VECTRA C GTS (Z02) | 02 - 09 | | | | | | |
| 1.6 / 1.8 16V / 1.8 / 2.0 16V Turbo / 2.2 16V / 2.2 DGi / 3.2 V6 | | | 563 400 061 | | | 560 408 054 | |
| 1.9 CDTi / 2.0 DTI 16V / 2.2 DTI 16V (92 kW) | | | 574 402 075 | | | 572 409 068 | |
| 2.2 DTI 16V (86 kW) | | 580 901 080 | 585 400 080 | | | 580 400 074 | |
| 2.8 V6 Turbo | | | 577 400 078 | | | 574 012 068 | |
| 3.0 CDTi / 3.0 CDTi * | | 580 901 080 | 585 200 080 | | | 580 406 074 | |
| VECTRA C (Z02) | 02 - 09 | | | | | | |
| 1.6 16V / 1.6 / 1.8 16V / 1.8 / 2.0 16V Turbo / 2.2 16V / 2.2 DGi | | | 563 400 061 | | | 560 408 054 | |
| 1.9 CDTi / 2.0 DTI 16V / 2.2 DTI 16V | | | 574 402 075 | | | 572 409 068 | |
| 2.8 V6 Turbo / 2.8 V6 Turbo OPC / 3.2 V6 | | | 577 400 078 | | | 574 012 068 | |
| 3.0 CDTi / 3.0 CDTi | | | 585 200 080 | | | 580 406 074 | |
| VECTRA C Estate (Z02) | 03 - 09 | | | | | | |
| 1.6 16V / 1.6 / 1.8 / 2.0 Turbo / 2.2 direct | | | 563 400 061 | | | 560 408 054 | |
| 1.9 CDTi / 2.0 DTI / 2.2 DTI | | | 574 402 075 | | | 572 409 068 | |
| 2.8 V6 Turbo / 3.2 V6 | | | 577 400 078 | | | 574 012 068 | |
| 3.0 V6 CDTi | | | 585 200 080 | | | 580 406 074 | |
| ZAFIRA A MPV (T98) | 99 - 05 | | | | | | |
| 1.6 16V / 1.6 CNG / 1.8 16V * | | | 554 400 053 552 401 052 | | | 544 402 044 | |
| 2.0 DI 16V / 2.0 DI / 2.0 DTI 16V / 2.2 DTI 16V | | | 574 402 075 | | | 572 409 068 | |
| 2.0 OPC / 2.2 16V | | | 561 400 060 | | | 560 409 054 | |
| ZAFIRA B (A05) | 05 - 15 | | | | | | |
| 1.6 CNG / 1.6 CNG Turbo / 1.6 / 1.8 (103 kW) * | | | 554 400 053 552 401 052 | | | 544 402 044 | |
| 1.7 CDTi | | | 563 400 061 | | | 560 408 054 | |
| 1.8 (88 kW) / 2.0 / 2.2 | | | 561 400 060 | | | 560 409 054 | |
| 1.9 CDTi | | | 574 402 075 | | | 572 409 068 | |
| ZAFIRA B Van (A05) | 05 - 15 | | | | | | |
| 1.6 CNG Turbo / 1.8 * | | | 554 400 053 552 401 052 | | | 544 402 044 | |
| 1.7 CDTi (81 kW) | | | 563 400 061 | | | 560 408 054 | |

△ FOR CARS WITH START/STOP (MUST REPLACE AGM WITH AGM, EFB WITH EFB)
 * PLEASE CHECK AS MORE THAN ONE DIFFERENT SIZE BATTERIES CAN BE FITTED DEPENDING ON: - ELECTRICAL OPTIONS
 - CLIMATE REGION
 - BUILD OE





OPEL > OPEL

|   |  | SILVER dynamic | | | BLUE dynamic | | BLACK dynamic |
|---|---|----------------------------|----------------------------|-----|--------------|-------------|---------------|
| | | AGM | SLI | Aux | EFB | SLI | SLI |
| OPEL | | | | | | | |
| ZAFIRA B Van (A05) | 05 - 15 | | | | | | |
| 1.7 CDTi (92 kW) | | | 574 402 075 | | | 572 409 068 | |
| ZAFIRA TOURER C (P12) | 11 → | | | | | | |
| 1.4 / 1.4 LPG / 1.6 SIDI *  | | 580 901 080 570 901 076 | 561 400 060 | | | 560 409 054 | |
| 1.6 CDTi (100 kW) / 2.0 CDTi (125 kW) *  | | 580 901 080 570 901 076 | | | | | |
| 1.6 CDTi (99 kW)  | | 570 901 076 | | | | | |
| 1.6 CNG / 1.8 | | | 561 400 060 | | | 560 409 054 | |
| 1.8 LPG | | | 574 402 075 | | 565 500 065 | 572 409 068 | 570 144 064 |
| 2.0 BiTurbo CDTi / 2.0 CDTi (96/118/121 kW) *  | | 580 901 080 570 901 076 | 574 402 075 | | | 572 409 068 | |
| 2.0 CDTi (81 kW) | | | 574 402 075 | | 565 500 065 | 572 409 068 | |
| ARENA Combi (A97) | 98 - 01 | | | | | | |
| 1.9 D | | | 577 400 078 | | | 574 012 068 | |
| 2.5 D | | | 600 402 083 | | | 595 402 080 | |
| ARENA Box (TB, TF) | 98 - 01 | | | | | | |
| 1.9 D | | | 577 400 078 | | | 574 012 068 | |
| 2.5 D | | | 600 402 083 | | | 595 402 080 | |
| MOVANO Combi (X70) | 98 → | | | | | | |
| 1.9 DTi / 2.2 DTi / 2.5 CDTi / 2.5 D / 2.5 DTi / 2.8 DTi / 3.0 DTi | | | 600 402 083 | | | 595 402 080 | |
| MOVANO Box (X70) | 99 → | | | | | | |
| 1.9 DTi / 2.2 DTi / 2.5 CDTi / 2.5 D / 2.5 DTi / 2.5 DTi / 2.8 DTi / 3.0 DTi | | | 600 402 083 | | | 595 402 080 | |
| MOVANO Platform/Chassis (X70) | 98 → | | | | | | |
| 2.2 DTi / 2.5 CDTi / 2.5 D / 2.5 DTi / 2.5 DTi / 2.8 DTi / 3.0 DTi | | | 600 402 083 | | | 595 402 080 | |
| MOVANO Dumptruck (X70) | 99 → | | | | | | |
| 2.2 DTi / 2.5 CDTi / 2.5 D / 2.5 DTi / 2.8 DTi / 3.0 DTi | | | 600 402 083 | | | 595 402 080 | |
| MOVANO B Bus (X62) | 10 → | | | | | | |
| 2.3 CDTi FWD (74 kW)  | | 595 901 085 | 600 402 083 | | | 595 402 080 | |
| 2.3 CDTi FWD (125 kW)  | | 605 901 095 | 610 402 092 600 402 083 | | | | |
| MOVANO B Box (X62) | 10 → | | | | | | |
| 2.3 CDTi FWD (74 kW) / 2.3 CDTi RWD (74 kW)  | | 595 901 085 | 600 402 083 | | | | |
| 2.3 CDTi FWD (107 kW) / 2.3 CDTi RWD (107 kW)  | | 595 901 085 | 600 402 083 | | | 595 402 080 | |
| 2.3 CDTi FWD (110 kW) / 2.3 CDTi RWD (110 kW) | | | 600 402 083 | | | 595 402 080 | |
| 2.3 CDTi FWD (125 kW)  | | 605 901 095 | 610 402 092 600 402 083 | | | | |
| 2.3 CDTi FWD (96 kW) / 2.3 CDTi RWD (96 kW) * | | | 610 402 092 600 402 083 | | | | |
| 2.3 CDTi RWD (120 kW)  | | 595 901 085 | | | | | |
| MOVANO B Platform/Chassis (X62) | 10 → | | | | | | |
| 2.3 CDTi FWD (74 kW) / 2.3 CDTi RWD (92/74 kW)  | | 595 901 085 | 600 402 083 | | | | |
| 2.3 CDTi FWD (107 kW) / 2.3 CDTi RWD (100/120/107 kW)  | | 595 901 085 | 600 402 083 | | | 595 402 080 | |
| 2.3 CDTi FWD (110 kW) / 2.3 CDTi RWD (110 kW) | | | 600 402 083 | | | 595 402 080 | |
| 2.3 CDTi FWD (125 kW)  | | 605 901 095 | 610 402 092 600 402 083 | | | | |
| 2.3 CDTi FWD (96 kW) / 2.3 CDTi RWD (96 kW) * | | | 610 402 092 600 402 083 | | | | |
| VIVARO A Combi (X83) | 01 → | | | | | | |
| 1.9 DI / 1.9 DTi / 2.0 16V / 2.0 ECOTEC | | | 577 400 078 | | | 574 012 068 | |
| 2.0 CDTi / 2.5 CDTi / 2.5 DTi | | | 600 402 083 | | | 595 402 080 | |
| VIVARO A Box (X83) | 01 → | | | | | | |
| 1.9 DI / 1.9 DTi / 2.0 16V / 2.0 ECOTEC | | | 577 400 078 | | | 574 012 068 | |
| 2.0 CDTi / 2.5 CDTi / 2.5 DTi | | | 600 402 083 | | | 595 402 080 | |
| VIVARO A Platform/Chassis (X83) | 01 → | | | | | | |
| 1.9 Di / 1.9 DTi / 2.0 16V / 2.0 ECOTEC | | | 577 400 078 | | | 574 012 068 | |
| 2.0 CDTi / 2.5 CDTi / 2.5 DTi | | | 600 402 083 | | | 595 402 080 | |
| VIVARO B Combi (X82) | 14 → | | | | | | |
| 1.6 CDTi (85 kW) *  | | 580 901 080 570 901 076 | 574 402 075 | | | 572 409 068 | |
| 1.6 CDTi (70 kW) *  | | 580 901 080 570 901 076 | | | | | |
| VIVARO B Box (X82) | 14 → | | | | | | |
| 1.6 CDTi (103 kW) *  | | 580 901 080 570 901 076 | 574 402 075 | | | 572 409 068 | |
| 1.6 CDTi (70 kW) *  | | 580 901 080 | 585 200 080 577 400 078 | | 570 500 076 | | |
| VIVARO B Platform/Chassis (X82) | 14 → | | | | | | |
| 1.6 CDTi *  | | 580 901 080 | 585 200 080 577 400 078 | | 570 500 076 | | |



 FOR CARS WITH START/STOP (MUST REPLACE AGM WITH AGM, EFB WITH EFB)




* PLEASE CHECK AS MORE THAN ONE DIFFERENT SIZE BATTERIES CAN BE FITTED DEPENDING ON: - ELECTRICAL OPTIONS
- CLIMATE REGION
- BUILD OE

|   |  | SILVER dynamic | | | BLUE dynamic | | BLACK dynamic |
|---|---|----------------|----------------------------|-----|--------------|----------------------------|---------------|
| | | AGM | SLI | Aux | EFB | SLI | SLI |
| OSCA | | | | | | | |
| 2500 GT | 99 → | | | | | | |
| 2.5 | | | 563 400 061 | | | 560 408 054 | |
| PERODUA | | | | | | | |
| KENARI (L9_) | 00 → | | | | | | |
| 1.0 | | | | | | 540 125 033 | |
| KELISA (L7_) | 02 → | | | | | | |
| 1.0 DVVT | | | | | | 540 125 033 | |
| MYVI | 06 - 11 | | | | | | |
| 1.3 | | | | | | 540 125 033 | |
| PEUGEOT | | | | | | | |
| 104 | 72 - 88 | | | | | | |
| 0.9 / 1.0 / 1.1 / 1.2 / 1.4 | | | | | | | 545 077 030 |
| 104 Coupe | 73 - 88 | | | | | | |
| 0.9 / 1.1 / 1.4 | | | | | | | 545 077 030 |
| 106 I (1A, 1C) | 91 - 96 | | | | | | |
| 1.0 / 1.1 * | | | 554 400 053 | | | 552 400 047 | 540 406 034 |
| 1.3 / 1.4 (55/69/51 kW) * | | | 554 400 053 | | | 552 400 047 | 541 400 036 |
| 1.4 (72 kW) / 1.6 | | | 554 400 053 | | | 552 400 047 | 545 412 040 |
| 1.4 D / 1.5 D | | | 563 400 061 | | | 560 408 054 | |
| 106 II (1) | 96 - 05 | | | | | | |
| 1.0 i (33 kW) * | | | 554 400 053 | | | 552 400 047 | 540 406 034 |
| 1.0 i (37 kW) / 1.1 i / 1.4 i / 1.5 D / 1.6 i (74 kW) / 1.6 S16 * | | | 554 400 053 552 401 052 | | | 544 402 044 | |
| 1.6 i (65 kW) | | | 554 400 053 | | | 552 400 047 | 545 412 040 |
| Electric | | | 554 400 053 | | | | |
| 106 Van (1_) | 91 - 01 | | | | | | |
| 1.0 / 1.5 D (40 kW) / Electric | | | 554 400 053 | | | 552 400 047 | |
| 1.5 D (42 kW) * | | | 554 400 053 552 401 052 | | | 544 402 044 | |
| 107 | 05 → | | | | | | |
| 1.0 * | | | | | | 552 400 047 544 401 042 | |
| 1.4 HDi | | | 554 400 053 | | | | |
| 108 | 14 → | | | | | | |
| 1.0 VTi *  | | 560 901 068 | | | 560 500 064 | 544 401 042 | |
| 1.2 | | | | | | 544 401 042 | |
| 205 I (741A/C) | 83 - 87 | | | | | | |
| 1.0 / 1.1 / 1.3 / 1.4 / 1.5 / 1.6 / 1.6 GTI / 1.8 Rally / 1.9 GTI | | | 554 400 053 | | | 552 400 047 | 545 412 040 |
| 1.7 Diesel | | | 563 400 061 | | | 560 408 054 | |
| 205 I Convertible (741B, 20D) | 86 - 95 | | | | | | |
| 1.1 CJ / 1.4 / 1.4 CJ / 1.4 CJ Cat / 1.4 CT / 1.6 / 1.6 CJ / 1.6 CTi | | | 554 400 053 | | | 552 400 047 | 545 412 040 |
| 1.9 CTi / 1.9 CTi | | | 563 400 061 | | | 560 408 054 | |
| 205 II (20A/C) | 87 - 00 | | | | | | |
| 1.0 / 1.1 / 1.1 XA / 1.2 / 1.3 / 1.3 Rallye / 1.4 / 1.4 Cat / 1.6 / 1.6 Aut. / 1.6 GTI / 1.6 GTX / 1.9 GTI / 1.9 GTI Cat | | | 554 400 053 | | | 552 400 047 | 545 412 040 |
| 1.7 Diesel / 1.8 TD / 1.8 XDT / 1.9 Diesel | | | 563 400 061 | | | 560 408 054 | |
| 205 Box | 83 - 90 | | | | | | |
| 1.1 / 1.4 | | | 554 400 053 | | | 552 400 047 | 545 412 040 |
| 1.8 D | | | 563 400 061 | | | 560 408 054 | |
| 205 Box | 94 - 97 | | | | | | |
| 1.7 Diesel | | | 563 400 061 | | | 560 408 054 | |
| 206 Hatchback (2A/C) | 98 → | | | | | | |
| 1.0 / 1.1 i / 1.4 16V / 1.6 16V / 1.6 i / 1.6 i | | | 554 400 053 | | | 552 400 047 | |
| 1.1 / 1.4 HDi / 1.4 HDi eco 70 / 1.6 / 1.6 HDi 110 / 1.9 D / 2.0 HDi 90 | | | 563 400 061 | | | 560 408 054 | |
| 1.4 i | | | 554 400 053 | | | 560 408 054 552 400 047 | |
| 1.4 LPG | | | 554 400 053 | | | | |
| 2.0 RC / 2.0 S16 * | | | 554 400 053 | | | 560 408 054 | |
| 206 Van | 99 - 09 | | | | | | |
| 1.4 HDi / 1.9 D | | | 563 400 061 | | | 560 408 054 | |
| 206 Saloon | 07 → | | | | | | |
| 1.4 | | | 554 400 053 | | | 552 400 047 | |
| 1.4 HDi eco 70 / 1.6 16V | | | 563 400 061 | | | 560 408 054 | |
| 206 SW (2E/K) | 02 → | | | | | | |
| 1.1 | | | 554 400 053 | | | | |
| 1.4 / 1.4 16V * | | | | | | 552 400 047 544 401 042 | |

△ FOR CARS WITH START/STOP (MUST REPLACE AGM WITH AGM, EFB WITH EFB)

* PLEASE CHECK AS MORE THAN ONE DIFFERENT SIZE BATTERIES CAN BE FITTED DEPENDING ON: - ELECTRICAL OPTIONS
- CLIMATE REGION
- BUILD OE




PEUGEOT

|   |  | SILVER dynamic | | | BLUE dynamic | | BLACK dynamic |
|---|---|----------------|-------------|-----|--------------|----------------------------|---------------|
| | | AGM | SLI | Aux | EFB | SLI | SLI |
| PEUGEOT | | | | | | | |
| 206 SW (2E/K) | 02 → | | | | | | |
| 1.4 HDi / 1.6 HDi 110 / 2.0 16V / 2.0 HDi | | | 563 400 061 | | | 560 408 054 | |
| 1.6 / 1.6 16V | | | 554 400 053 | | | 552 400 047 | |
| 206 CC (2D) | 00 → | | | | | | |
| 1.6 16V | | | 554 400 053 | | | | |
| 1.6 HDi 110 / 2.0 S16 | | | 563 400 061 | | | 560 408 054 | |
| 206+ (2L, 2M) | 09 → | | | | | | |
| 1.1 / 1.4 i (55 kW) | | | 554 400 053 | | | 552 400 047 | |
| 1.4 HDi eco 70 | | | 563 400 061 | | | 560 408 054 | |
| 1.4 i (54 kW) / 1.6 16V | | | 554 400 053 | | | | |
| 207 (WA, WC) | 06 → | | | | | | |
| 1.4 (55 kW) | | | 554 400 053 | | | | |
| 1.4 (53 kW) / 1.4 16V / 1.4 HDi (50 kW) | | | 554 400 053 | | | 560 408 054 552 400 047 | |
| 1.4 Bioflex / 1.6 (81 kW) / 1.6 16V / 1.6 16V RC / 1.6 16V Turbo / 1.6 16V VTi | | | 554 400 053 | | | 552 400 047 | |
| 1.4 HDi (52 kW) / 1.6 HDi / 1.6 HDi 110 | | | 563 400 061 | | | 560 408 054 | |
| 1.6 (90 kW) * | | | 561 400 060 | | | 560 410 054 | |
| 207 Saloon | 07 → | | | | | | |
| 1.4 / 1.4 Flex / 1.4 Flex / 1.6 Bioflex / 1.6 Bioflex | | | 554 400 053 | | | 552 400 047 | |
| 207 CC (WD) | 07 → | | | | | | |
| 1.6 / 1.6 16V / 1.6 16V Turbo / 1.6 HDi (80 kW) | | | 563 400 061 | | | 560 408 054 | |
| 1.6 HDi (82 kW) | | | 577 400 078 | | | 574 012 068 | |
| 207 SW (WK) | 07 → | | | | | | |
| 1.4 / 1.6 16V RC / 1.6 16V Turbo | | | 554 400 053 | | | 552 400 047 | |
| 1.4 16V | | | 554 400 053 | | | 560 408 054 552 400 047 | |
| 1.6 16V / 1.6 HDi (80/66/82 kW) | | | 563 400 061 | | | 560 408 054 | |
| 1.6 HDi (68 kW) | | 560 901 068 | 563 400 061 | | | | |
| 207 Van | 07 → | | | | | | |
| 1.4 | | | 554 400 053 | | | 552 400 047 | |
| 1.4 HDi | | | 554 400 053 | | | 560 408 054 552 400 047 | |
| 1.6 HDi | | 560 901 068 | 563 400 061 | | | | |
| 208 (CA, CC) | 12 → | | | | | | |
| 1.0 / 1.4 GPL / 1.4 VTi | | | 554 400 053 | | | | |
| 1.2 / 1.2 THP / 1.6 (88 kW) * △ | | 570 901 076 | 554 400 053 | | | | |
| 1.2 GPL | | | 554 400 053 | | | 552 400 047 | |
| 1.4 HDi / 1.6 HDi (68/84 kW) * △ | | 570 901 076 | 563 400 061 | | | 560 408 054 | |
| 1.6 (115 kW) / 1.6 GTi (147 kW) | | | 563 400 061 | | | 560 408 054 | |
| 1.6 BlueHDi 100 / 1.6 BlueHDi 120 / 1.6 GTi (153 kW) / 1.6 HDi (85/69 kW) / 1.6 HDi / BlueHDi 75 / 1.6 THP 165 △ | | 570 901 076 | | | | | |
| 208 Box (CR) | 12 → | | | | | | |
| 1.4 HDi | | | 554 400 053 | | | | |
| 1.6 BlueHDi 75 / 1.6 HDi △ | | 570 901 076 | | | | | |
| 301 | 12 → | | | | | | |
| 1.2 VTi 72 / 1.2 VTi 82 | | | 554 400 053 | | | 552 400 047 | |
| 1.6 BlueHDi 100 △ | | 570 901 076 | | | | | |
| 1.6 HDi 90 / 1.6 VTi 115 | | | 563 400 061 | | | 560 408 054 | |
| 305 I (581A) | 77 - 82 | | | | | | |
| 1.3 / 1.5 | | | 563 400 061 | | | 560 408 054 | 556 400 048 |
| 1.5 Diesel | | | 577 400 078 | | | 574 012 068 | 570 409 064 |
| 305 I Break (581D) | 77 - 82 | | | | | | |
| 1.3 / 1.5 | | | 563 400 061 | | | 560 408 054 | 556 400 048 |
| 1.5 Diesel | | | 577 400 078 | | | 574 012 068 | 570 409 064 |
| 305 II (581M) | 82 - 90 | | | | | | |
| 1.1 / 1.3 / 1.5 / 1.6 / 1.8 / 1.9 | | | 563 400 061 | | | 560 408 054 | 556 400 048 |
| 1.8 D / 1.9 D | | | 577 400 078 | | | 574 012 068 | 570 409 064 |
| 305 II Break (581E) | 82 - 90 | | | | | | |
| 1.3 / 1.5 / 1.6 / 1.9 | | | 563 400 061 | | | 560 408 054 | 556 400 048 |
| 1.8 D / 1.9 Diesel | | | 577 400 078 | | | 574 012 068 | 570 409 064 |
| 306 Hatchback (7A, 7C, N3, N5) | 93 - 03 | | | | | | |
| 1.1 / 1.4 / 1.6 | | | 554 400 053 | | | 552 400 047 | |
| 1.8 / 1.8 16V / 1.9 D (55/47/50/51 kW) / 1.9 DT / 2.0 16V / 2.0 HDi 90 / 2.0 S16 / 2.0 XSi / 2.0 S16 | | | 563 400 061 | | | 560 408 054 | |
| 1.8 D * | | | 554 400 053 | | | 560 408 054 | |
| 1.9 D (51 kW) | | | 563 400 061 | | | 560 408 054 | 556 400 048 |






△ FOR CARS WITH START/STOP (MUST REPLACE AGM WITH AGM, EFB WITH EFB)

* PLEASE CHECK AS MORE THAN ONE DIFFERENT SIZE BATTERIES CAN BE FITTED DEPENDING ON: - ELECTRICAL OPTIONS
- CLIMATE REGION
- BUILD OE

|   |  | SILVER dynamic | | | BLUE dynamic | | BLACK dynamic |
|--|---|----------------|-------------|-----|--------------|-------------|---------------|
| | | AGM | SLI | Aux | EFB | SLI | SLI |
| PEUGEOT | | | | | | | |
| 306 (7B, N3, N5) | 93 - 03 | | | | | | |
| 1.1 / 1.4 SL / 1.6 / 1.6 SR / 1.8 / 1.8 16V / 1.8 16V / 1.8 ST / 1.8 ST | | | 554 400 053 | | | 552 400 047 | |
| 1.9 D (55 kW) / 1.9 SLD / 1.9 SRDT / 2.0 HDI 90 | | | 563 400 061 | | | 560 408 054 | |
| 1.9 D (68 kW) / 1.9 STD | | | 563 400 061 | | | 560 408 054 | 556 400 048 |
| 2.0 / 2.0 S16 / 2.0 ST | | | 554 400 053 | | | 560 408 054 | 552 400 047 |
| 306 Break (7E, N3, N5) | 94 - 02 | | | | | | |
| 1.4 / 1.6 / 1.8 / 1.8 16V | | | 554 400 053 | | | 552 400 047 | |
| 1.9 D (50 kW) / 1.9 TD / 2.0 HDI 90 | | | 563 400 061 | | | 560 408 054 | |
| 1.9 D (51 kW) | | | 563 400 061 | | | 560 408 054 | 556 400 048 |
| 2.0 | | | 554 400 053 | | | 560 408 054 | 552 400 047 |
| 306 Convertible (7D, N3, N5) | 94 - 02 | | | | | | |
| 1.6 | | | 554 400 053 | | | 552 400 047 | |
| 1.8 / 2.0 16V | | | 554 400 053 | | | | |
| 1.8 16V / 2.0 | | | 563 400 061 | | | 560 408 054 | |
| 306 Box Body / Estate (N_, 7_) | 93 - 02 | | | | | | |
| 1.9 D / 1.9 STD | | | 563 400 061 | | | 560 408 054 | 556 400 048 |
| 307 (3A/C) | 00 → | | | | | | |
| 1.4 / 1.4 16V / 1.6 / 1.6 16V / 1.6 16V | | | 554 400 053 | | | 552 400 047 | |
| 1.4 HDi / 1.6 HDi / 1.6 HDi 110 / 2.0 / 2.0 16V / 2.0 | | | 563 400 061 | | | 560 408 054 | |
| 1.6 BioFlex | | 560 901 068 | 563 400 061 | | | | |
| 2.0 HDi 110 / 2.0 HDi 135 / 2.0 HDi 90 * | | | 577 400 078 | | | 560 408 054 | |
| | | | 563 400 061 | | | | |
| 307 Break (3E) | 02 - 09 | | | | | | |
| 1.4 / 1.4 16V / 1.6 16V | | | 554 400 053 | | | 552 400 047 | |
| 1.4 HDi / 1.6 HDi / 1.6 HDi 110 / 2.0 / 2.0 16V / 2.0 HDi 110 / 2.0 HDi 90 | | | 563 400 061 | | | 560 408 054 | |
| 1.6 BioFlex | | 560 901 068 | 563 400 061 | | | | |
| | | | 554 400 053 | | | | |
| 2.0 HDi 135 | | | 563 400 061 | | | 574 012 068 | 560 408 054 |
| 307 SW (3H) | 02 - 09 | | | | | | |
| 1.4 / 1.4 16V / 1.6 16V | | | 554 400 053 | | | 552 400 047 | |
| 1.4 HDi 70 / 1.6 HDi 110 / 1.6 HDi 90 / 2.0 16V / 2.0 16V / 2.0 HDi 110 / 2.0 HDi 90 | | | 563 400 061 | | | 560 408 054 | |
| 1.6 BioFlex | | 560 901 068 | 563 400 061 | | | | |
| | | | 554 400 053 | | | | |
| 2.0 HDi 135 | | | 563 400 061 | | | 574 012 068 | 560 408 054 |
| 307 CC (3B) | 03 → | | | | | | |
| 1.6 16V / 2.0 16V / 2.0 HDi 135 | | | 563 400 061 | | | 560 408 054 | |
| 308 (4A_, 4C_) | 07 → | | | | | | |
| 1.4 16V / 1.6 / 1.6 16V / 1.6 BioFlex / 1.6 GTi | | | 563 400 061 | | | 560 408 054 | |
| 1.6 HDi (66 kW) / 2.0 HDi | | | 577 400 078 | | | 574 012 068 | |
| 1.6 HDi (82 kW) * ⚠ | | 570 901 076 | 563 400 061 | | 570 500 076 | 560 408 054 | |
| 308 SW (4E_, 4H_) | 07 → | | | | | | |
| 1.4 16V (70 kW) / 1.6 16V / 1.6 Bioflex / 1.6 HDi (68 kW) | | | 563 400 061 | | | 560 408 054 | |
| 1.4 16V (72 kW) | | | 554 400 053 | | | | |
| 1.6 HDi (66 kW) / 2.0 HDi | | | 577 400 078 | | | 574 012 068 | |
| 1.6 HDi (82 kW) * ⚠ | | 570 901 076 | 563 400 061 | | 570 500 076 | 560 408 054 | |
| 2.0 Bioflex | | 560 901 068 | 563 400 061 | | | | |
| 308 CC (4B_) | 09 → | | | | | | |
| 1.6 16V / 1.6 THP | | | 563 400 061 | | | 560 408 054 | |
| 1.6 HDi (82 kW) * ⚠ | | 570 901 076 | 563 400 061 | | 570 500 076 | 560 408 054 | |
| 1.6 HDi (84 kW) ⚠ | | 570 901 076 | | | 570 500 076 | | |
| 2.0 HDi | | | 577 400 078 | | | 574 012 068 | |
| 308 II | 13 → | | | | | | |
| 1.2 THP 110 / 1.2 THP 130 / 1.6 BlueHDi 120 / 1.6 GT 205 / 1.6 GTi / 1.6 HDi 100 / 1.6 HDi / BlueHDi 115 / 2.0 BlueHDi 150 / 2.0 GT HDi 180 / BlueHDi 180 ⚠ | | | 570 901 076 | | | 570 500 076 | |
| 1.2 Vti 72 * ⚠ | | 570 901 076 | 554 400 053 | | 570 500 076 | 552 400 047 | |
| 1.6 / 1.6 HDi / 1.6 THP / 1.6 THP 125 / 1.6 THP 150 / 1.6 THP 163 / 1.6 Vti * ⚠ | | 570 901 076 | 563 400 061 | | 570 500 076 | 560 408 054 | |
| 308 SW II | 14 → | | | | | | |
| 1.2 THP 110 / 1.2 THP 130 / 1.6 BlueHDi 100 / 1.6 BlueHDi 120 / 1.6 GT 205 / 1.6 HDi / BlueHDi 115 / 2.0 BlueHDi 150 / 2.0 GT BlueHDi 180 / 2.0 GT HDi 180 / BlueHDi 180 ⚠ | | | 570 901 076 | | | 570 500 076 | |
| 1.6 HDi 92 | | | 563 400 061 | | | 560 408 054 | |
| 1.6 THP 125 / 1.6 THP 150 / 1.6 THP 155 / 1.6 THP 163 / 1.6 Vti * ⚠ | | 570 901 076 | 563 400 061 | | 570 500 076 | 560 408 054 | |

⚠ FOR CARS WITH START/STOP (MUST REPLACE AGM WITH AGM, EFB WITH EFB)
 * PLEASE CHECK AS MORE THAN ONE DIFFERENT SIZE BATTERIES CAN BE FITTED DEPENDING ON: - ELECTRICAL OPTIONS
 - CLIMATE REGION
 - BUILD OE


















PEUGEOT


|   |  | SILVER dynamic | | | BLUE dynamic | | BLACK dynamic |
|---|---|----------------|-------------|-----|--------------|----------------------------|---------------|
| | | AGM | SLI | Aux | EFB | SLI | SLI |
| PEUGEOT | | | | | | | |
| 309 I (10C, 10A) | 85 - 89 | | | | | | |
| 1.1 / 1.3 / 1.4 / 1.5 / 1.6 / 1.6 Cat | | | 554 400 053 | | | 552 400 047 | 545 412 040 |
| 1.9 / 1.9 GTI | | | 563 400 061 | | | 560 408 054 | |
| 1.9 D | | | 563 400 061 | | | 574 012 068 560 408 054 | |
| 309 II (3C, 3A) | 89 - 93 | | | | | | |
| 1.1 / 1.4 / 1.6 | | | 554 400 053 | | | 552 400 047 | 545 412 040 |
| 1.6 GTi / 1.9 (72 kW) / 1.9 GTI / 1.9 GTI 16V | | | 563 400 061 | | | 560 408 054 | |
| 1.8 Diesel / 1.8 TD / 1.9 Diesel | | | 563 400 061 | | | 574 012 068 560 408 054 | |
| 1.9 (80 kW) | | | 577 400 078 | | | 574 012 068 | 570 409 064 |
| 405 I (15B) | 87 - 93 | | | | | | |
| 1.4 * | | | 554 400 053 | | | 552 400 047 | 540 406 034 |
| 1.6 / 1.6 4x4 | | | 554 400 053 | | | 552 400 047 | 545 412 040 |
| 1.8 Turbo Diesel / 1.9 Diesel | | | 577 400 078 | | | 574 012 068 | 570 409 064 |
| 1.9 (70 kW) / 1.9 4x4 / 1.9 Injection / 1.9 Sport MI-16 / 1.9 SPort MI-16 4x4 | | | 563 400 061 | | | 560 408 054 | 556 400 048 |
| 1.9 (90 kW) * | | | 563 400 061 | | | 560 408 054 | 545 412 040 |
| 405 I Break (15E) | 87 - 92 | | | | | | |
| 1.4 / 1.6 / 1.6 SRi 4x4 | | | 554 400 053 | | | 552 400 047 | 545 412 040 |
| 1.8 GLD / 1.9 / 1.9 4x4 / 1.9 All-wheel Drive | | | 563 400 061 | | | 560 408 054 | 556 400 048 |
| 1.8 TD / 1.9 D | | | 577 400 078 | | | 574 012 068 | 570 409 064 |
| 405 II (4B) | 92 - 99 | | | | | | |
| 1.4 / 1.6 / 1.8 | | | 554 400 053 | | | 552 400 047 | 545 412 040 |
| 1.9 D (47 kW) / 1.9 TD | | | 577 400 078 | | | 574 012 068 | 570 409 064 |
| 1.9 D (52 kW) / 2.0 / 2.0 16V / 2.0 MI-16 / 2.0 / 2.0 T 16 X4 / 2.0 X4 | | | 563 400 061 | | | 560 408 054 | 556 400 048 |
| 405 II Break (4E) | 92 - 98 | | | | | | |
| 1.4 / 1.6 / 1.8 | | | 554 400 053 | | | 552 400 047 | 545 412 040 |
| 1.9 D / 1.9 TD | | | 577 400 078 | | | 574 012 068 | 570 409 064 |
| 2.0 / 2.0 4x4 | | | 563 400 061 | | | 560 408 054 | 556 400 048 |
| 406 (8B) | 95 - 05 | | | | | | |
| 1.6 / 1.8 / 1.8 16V | | | 554 400 053 | | | 552 400 047 | |
| 1.9 D / 1.9 TD / 2.0 16V / 2.0 16V HPi / 2.0 HDi 110 / 2.0 HDi 110 / 2.0 HDi 90 / 2.0 Turbo / 2.1 TD 12V / 2.2 / 2.2 HDi / 3.0 24V / 3.0 V6 | | | 563 400 061 | | | 560 408 054 | |
| 2.0 | | | 563 400 061 | | | 560 408 054 | 556 400 048 |
| 406 Break (8E/F) | 96 - 04 | | | | | | |
| 1.8 | | | 554 400 053 | | | | |
| 1.8 16V | | | 554 400 053 | | | 552 400 047 | |
| 1.9 D / 1.9 TD / 2.0 16V / 2.0 16V HPi / 2.0 HDi 110 / 2.0 HDi 110 / 2.0 HDi 90 / 2.0 Turbo / 2.1 TD 12V / 2.2 / 2.2 HDi / 3.0 24V / 3.0 V6 | | | 563 400 061 | | | 560 408 054 | |
| 2.0 | | | 563 400 061 | | | 560 408 054 | 556 400 048 |
| 406 Coupe (8C) | 97 - 05 | | | | | | |
| 2.0 16V / 2.2 HDi / 3.0 V6 / 3.0 V6 24V | | | 563 400 061 | | | 560 408 054 | |
| 2.2 * | | 560 901 068 | 554 400 053 | | | 560 408 054 | |
| 407 (6D_) | 04 → | | | | | | |
| 1.6 HDi 110 / 1.8 / 1.8 16V / 2.0 / 2.0 16V / 2.0 Bioflex / 2.2 / 2.2 16V / 3.0 | | | 563 400 061 | | | 560 408 054 | |
| 2.0 HDi / 2.0 HDi 135 / 2.2 HDi / 2.2 HDi 170 / 2.7 HDi | | | 577 400 078 | | | 574 012 068 | |
| 407 SW (6E_) | 04 → | | | | | | |
| 1.6 HDi 110 / 1.8 / 1.8 16V / 2.0 / 2.0 16V / 2.0 Bioflex / 2.0 Bioflex / 2.2 / 2.2 16V / 3.0 | | | 563 400 061 | | | 560 408 054 | |
| 2.0 HDi / 2.0 HDi 135 / 2.2 HDi / 2.2 HDi 170 / 2.7 HDi | | | 577 400 078 | | | 574 012 068 | |
| 407 Coupe (6C_) | 05 → | | | | | | |
| 2.0 HDi / 2.7 HDi / 3.0 HDi / 3.0 V6 | | | 577 400 078 | | | 574 012 068 | |
| 2.2 16V | | | 563 400 061 | | | 560 408 054 | |
| 504 (A_, M_) | 68 - 86 | | | | | | |
| 1.8 (55 kW) * | | | | | | 570 413 063 | 545 413 040 |
| 1.8 (58 kW) / 1.9 D / 2.0 (71 kW) / 2.0 TI / 2.1 D (48 kW) / 2.3 D * | | | | | | 570 413 063 560 127 054 | |
| 2.0 (69 kW) * | | | 563 401 061 | | | 560 127 054 | 545 413 040 |
| 2.1 D (49 kW) | | | 563 401 061 | | | 560 127 054 | 556 401 048 |
| 504 Break (D_, F_) | 71 - 86 | | | | | | |
| 1.8 / 2.0 / 2.1 D / 2.3 D | | | | | | 570 413 063 | |
| 504 Coupe | 74 - 84 | | | | | | |
| 2.0 / 2.7 | | | | | | 570 413 063 | |
| 504 Convertible | 74 - 84 | | | | | | |
| 2.0 | | | | | | 570 413 063 | |
| 504 Pickup (E_) | 80 - 89 | | | | | | |
| 1.6 / 1.8 (53 kW) / 1.9 D (40 kW) / 2.3 D | | | | | | 570 413 063 | |




















△ FOR CARS WITH START/STOP (MUST REPLACE AGM WITH AGM, EFB WITH EFB)

* PLEASE CHECK AS MORE THAN ONE DIFFERENT SIZE BATTERIES CAN BE FITTED DEPENDING ON: - ELECTRICAL OPTIONS
- CLIMATE REGION
- BUILD OE

|   |  | SILVER dynamic | | | BLUE dynamic | | BLACK dynamic |
|--|---|----------------------------|----------------------------|-----|--------------|-------------|---------------|
| | | AGM | SLI | Aux | EFB | SLI | SLI |
| PEUGEOT | | | | | | | |
| 504 Pickup (E_) | 80 - 89 | | | | | | |
| 1.8 (55 kW) * | | | 563 401 061 | | | 560 127 054 | 545 413 040 |
| 1.9 D (41 kW) | | | 563 401 061 | | | 560 127 054 | 556 401 048 |
| 505 (551A) | 79 - 96 | | | | | | |
| 1.8 / 2.0 / 2.0 GTi / 2.0 TI,STI / 2.2 Turbo | | | 563 400 061 | | | 560 408 054 | 556 400 048 |
| 2.2 / 2.2 GTI / 2.2 Turbo Injection / 2.3 Turbo Diesel / 2.5 Diesel / 2.5 Turbo Diesel / 2.8 GTI V6 | | | 577 400 078 | | | 574 012 068 | 570 409 064 |
| 2.3 D | | | | | | 574 013 068 | |
| 505 Break (551D) | 82 - 95 | | | | | | |
| 1.8 / 2.0 | | | 563 400 061 | | | 560 408 054 | 556 400 048 |
| 2.2 / 2.2 GTI / 2.3 Diesel / 2.5 Diesel / 2.5 Turbo Diesel | | | 577 400 078 | | | 574 012 068 | 570 409 064 |
| 508 I (8D_) | 10 → | | | | | | |
| 1.6 (120 kW) | | | 563 400 061 | | | 560 408 054 | |
| 1.6 (121 kW) / 1.6 BlueHDi 120 / 1.6 HDi (85/84 kW) / 2.0 BlueHDi 150 / 2.0 BlueHDi 180  | | 570 901 076 | | | 570 500 076 | | |
| 1.6 HDi (82 kW) *  | | 570 901 076 | 563 400 061 | | 570 500 076 | | |
| 1.6 THP / 1.6 VTi | | 560 901 068 | 563 400 061 | | | | |
| 2.0 HDi (103 kW) | | | 577 400 078 | | | 574 012 068 | |
| 2.0 HDi (100 kW) / 2.0 HDi Hybrid4 AWC (147 kW)  | | 570 901 076 | 577 400 078 | | 570 500 076 | 574 012 068 | |
| 2.0 HDi Hybrid4 AWC (120 kW)  | | 570 901 076 | 577 400 078 | | 570 500 076 | | |
| 2.2 HDi | | 570 901 076 | 577 400 078 | | | | |
| 508 SW I (8E_) | 10 → | | | | | | |
| 1.6 / 1.6 BlueHDi 120 / 1.6 HDi (85/84 kW) / 2.0 BlueHDi 150 / 2.0 BlueHDi 180 / 2.0 HDi 180 RXH / 2.0 HDi RXH Hybrid4  | | 570 901 076 | | | 570 500 076 | | |
| 1.6 HDi (82 kW) *  | | 570 901 076 | 563 400 061 | | 570 500 076 | 560 408 054 | |
| 1.6 THP / 1.6 VTi | | 560 901 068 | 563 400 061 | | | | |
| 2.0 HDi (103 kW) / 2.2 HDi | | 570 901 076 | 577 400 078 | | | | |
| 2.0 HDi (100 kW)  | | 570 901 076 | 577 400 078 | | 570 500 076 | | |
| J9 Platform/Chassis | 80 - 87 | | | | | | |
| 2.0 / 2.3 D / 2.5 D | | | | | | 570 413 063 | |
| 604 (561A_) | 75 - 87 | | | | | | |
| 2.0 / 2.7 SL / 2.7 TI,STI / 2.8 GTI | | | 563 400 061 | | | 560 408 054 | 556 400 048 |
| 2.3 TD / 2.5 TD | | | 600 402 083 | | | 595 402 080 | 590 122 072 |
| 605 (6B) | 89 - 99 | | | | | | |
| 2.0 / 2.0 16V / 2.0 Turbo | | | 563 400 061 | | | 560 408 054 | 556 400 048 |
| 2.1 D / 2.1 TD 12V / 2.1 Turbo Diesel | | | 577 400 078 | | | 574 012 068 | 570 409 064 |
| 2.5 Turbo Diesel | | 560 901 068 | 563 400 061 | | | | |
| 3.0 / 3.0 SV 24 | | | 563 400 061 | | | 560 408 054 | |
| 3.0 V6 | | 570 901 076 | 577 400 078 | | | | |
| 607 (9D, 9U) | 00 → | | | | | | |
| 2.0 / 2.0 HDi (100 kW) / 2.0 HDi / 2.2 16V / 3.0 V6 24V | | 560 901 068 | 563 400 061 | | | | |
| 2.0 HDi (80 kW) | | 560 901 068 | 563 400 061 554 400 053 | | | | |
| 2.2 HDi | | 560 901 068 | 577 400 078 563 400 061 | | | | |
| 2.7 HDi 24V | | | 585 200 080 | | 575 500 073 | | |
| 806 (221) | 94 - 02 | | | | | | |
| 1.8 / 2.0 / 2.0 16V / 2.0 Turbo / 2.0 Turbo | | | 563 400 061 | | | 560 408 054 | |
| 1.9 TD / 2.0 HDi / 2.0 HDi 16V / 2.1 td 12V | | | 577 400 078 | | | 574 012 068 | |
| 807 (E) | 02 → | | | | | | |
| 2.0 / 2.0 16V / 2.2 / 3.0 V6 | | | 563 400 061 | | | 560 408 054 | |
| 2.0 HDi / 2.0 HDi / 2.0 HDi / 2.2 HDi | | | 577 400 078 | | | 574 012 068 | |
| 1007 (KM_) | 05 → | | | | | | |
| 1.4 / 1.4 16V / 1.6 16V | | | 554 400 053 | | | | |
| 1.4 HDi / 1.6 HDi | | | 563 400 061 | | | 560 408 054 | |
| 2008 (CU_) | 13 → | | | | | | |
| 1.2 THP 110 / 1.2 THP 130 / 1.6 BlueHDi 100 / 1.6 BlueHDi 120 / 1.6 BlueHDi 75 / 1.6 HDi  | | 570 901 076 | | | | | |
| 1.2 VTi / 1.6 VTi *  | | 570 901 076 | 563 400 061 | | | 560 408 054 | |
| 1.4 HDi *  | | 570 901 076 560 901 068 | 563 400 061 | | | | |
| 3008 MPV (0U_) | 09 - 16 | | | | | | |
| 1.2 / 1.6 HDi 115 / BlueHDi 115  | | 570 901 076 | | | | | |
| 1.6 BlueHDi 120 / 1.6 Turbo / 1.6 Turbo / 2.0 HDi Hybrid4  | | 570 901 076 | | | 570 500 076 | | |
| 1.6 HDi (80 kW) / 2.0 HDi (100 kW) | | | 577 400 078 | | | 574 012 068 | |
| 1.6 HDi (82 kW) / 2.0 HDi 150 / BlueHDi 150  | | 570 901 076 | 577 400 078 | | 570 500 076 | 574 012 068 | |
| 1.6 HDi (84 kW)  | | 570 901 076 | 577 400 078 | | 570 500 076 | | |
| 1.6 THP / 1.6 VTi | | | 563 400 061 | | | 560 408 054 | |
| 2.0 HDi (120 kW) | | 570 901 076 | 577 400 078 | | | | |

 FOR CARS WITH START/STOP (MUST REPLACE AGM WITH AGM, EFB WITH EFB)
 * PLEASE CHECK AS MORE THAN ONE DIFFERENT SIZE BATTERIES CAN BE FITTED DEPENDING ON: - ELECTRICAL OPTIONS
 - CLIMATE REGION
 - BUILD OE












PEUGEOT

|  |  | SILVER dynamic | | | BLUE dynamic | | BLACK dynamic |
|---|---|----------------|-------------|-----|--------------|----------------------------|---------------|
| | | AGM | SLI | Aux | EFB | SLI | SLI |
| PEUGEOT | | | | | | | |
| 3008 SUV (M_) | 16 → | | | | | | |
| 1.2 / 1.6 BlueHDi 100 / 1.6 BlueHDi 115 / 1.6 BlueHDi 120 / 1.6 THP 165 / 2.0 BlueHDi 136 / 2.0 BlueHDi 150 / 2.0 BlueHDi 180  | | 570 901 076 | | | 570 500 076 | | |
| 4007 (GP_) | 07 → | | | | | | |
| 2.0 / 2.0 4x4 | | | 577 400 078 | | | 574 012 068 | |
| 2.2 HDi / 2.4 16V | | | | | | 595 404 083 | |
| 4008 | 12 → | | | | | | |
| 1.6 / 2.0 AWC  | | 560 901 068 | | | | 560 410 054 560 408 054 | |
| 1.6 HDi *  | | 570 901 076 | | | | 595 404 083 560 408 054 | |
| 1.6 HDi AWC / 1.8 HDi AWC  | | 570 901 076 | | | 570 500 076 | | |
| 1.8 HDi  | | 570 901 076 | | | | 595 404 083 574 012 068 | |
| 5008 (0U_, 0E_) | 09 → | | | | | | |
| 1.2 / 1.6 BlueHDi 120  | | 570 901 076 | | | 570 500 076 | | |
| 1.6 16V / 1.6 HDi (80 kW) / 1.6 THP 150 / 1.6 THP 163 | | | 563 400 061 | | | 560 408 054 | |
| 1.6 HDi (82 kW) / 2.0 HDi 150 / BlueHDi 150  | | 570 901 076 | 577 400 078 | | 570 500 076 | 574 012 068 | |
| 1.6 HDi (84 kW)  | | 570 901 076 | 577 400 078 | | 570 500 076 | | |
| 1.6 THP 165 *  | | 570 901 076 | 563 400 061 | | 570 500 076 | 560 408 054 | |
| 2.0 HDi / 2.0 HDi 136 / BlueHDi 136 | | | 577 400 078 | | | 574 012 068 | |
| 5008 II | 16 → | | | | | | |
| 1.2 / 1.6 BlueHDi 100 / 1.6 BlueHDi 115 / 1.6 BlueHDi 120 / 1.6 THP 165 / 2.0 BlueHDi 136 / 2.0 BlueHDi 150 / 2.0 BlueHDi 180 *  | | 570 901 076 | 563 400 061 | | 570 500 076 | 560 408 054 | |
| RCZ | 10 → | | | | | | |
| 1.6 16V (115 kW) / 2.0 HDi | | | 577 400 078 | | | 574 012 068 | |
| 1.6 16V (150 kW) / 1.6 THP 150 * | | | 577 400 078 | | | 560 408 054 | |
| 1.6 THP 270 | | 560 901 068 | 563 400 061 | | | | |
| BIPPER (AA_) | 08 → | | | | | | |
| 1.3 HDi 75  | | 560 901 068 | 563 400 061 | | 560 500 064 | 560 408 054 | |
| 1.4 | | | 554 400 053 | | | 552 400 047 | |
| 1.4 HDi | | | 563 400 061 | | | 560 408 054 | |
| BIPPER Tepee | 08 → | | | | | | |
| 1.3 HDi 75  | | 560 901 068 | 563 400 061 | | 560 500 064 | 560 408 054 | |
| 1.3 HDi 80 / 1.4 HDi | | | 563 400 061 | | | 560 408 054 | |
| 1.4 | | | 554 400 053 | | | 552 400 047 | |
| EXPERT (224_) | 95 - 06 | | | | | | |
| 1.6 | | | 554 400 053 | | | 552 400 047 | |
| 1.8 / 1.9 D (51 kW) / 2.0 | | | 563 400 061 | | | 560 408 054 | |
| 1.9 D (51 kW) / 1.9 TD / 2.0 HDi / 2.0 HDi / 2.0 HDi 16V | | | 577 400 078 | | | 574 012 068 | |
| EXPERT Box (222) | 95 - 06 | | | | | | |
| 1.6 | | | 554 400 053 | | | 552 400 047 | |
| 1.8 / 1.9 D / 1.9 TD (68 kW) / 2.0 | | | 563 400 061 | | | 560 408 054 | |
| 1.9 D 70 / 1.9 TD (66 kW) / 2.0 HDi | | | 577 400 078 | | | 574 012 068 | |
| EXPERT Platform/Chassis (223) | 95 - 06 | | | | | | |
| 1.6 | | | 554 400 053 | | | 552 400 047 | |
| 1.9 D / 1.9 TD | | | 563 400 061 | | | 560 408 054 | |
| 2.0 HDi | | | 577 400 078 | | | 574 012 068 | |
| EXPERT Tepee (VF3X_) | 07 → | | | | | | |
| 1.6 HDi 90 16V / 1.6 HDi 90 8V / 2.0 16V / 2.0 HDi 100 / 2.0 HDi 120 / 2.0 HDi 120 4x4 / 2.0 HDi 130 / 2.0 HDi 130 4x4 / 2.0 HDi 140 / 2.0 HDi 165 | | | 577 400 078 | | | 574 012 068 | |
| EXPERT Box (VF3A_, VF3U_, VF3X_) | 07 → | | | | | | |
| 1.6 HDi 90 16V / 1.6 HDi 90 8V / 2.0 16V / 2.0 HDi 100 / 2.0 HDi 120 / 2.0 HDi 120 4x4 / 2.0 HDi 130 / 2.0 HDi 130 4x4 / 2.0 HDi 140 / 2.0 HDi 165 | | | 577 400 078 | | | 574 012 068 | |
| EXPERT Platform/Chassis | 07 → | | | | | | |
| 1.6 HDi 90 16V | | | 563 400 061 | | | 560 408 054 | |
| 2.0 HDi 120 / 2.0 HDi 130 / 2.0 HDi 140 | | | 577 400 078 | | | 574 012 068 | |
| TRAVELLER | 16 → | | | | | | |
| 1.6 BlueHDi 115 / 1.6 BlueHDi 95 / 2.0 BlueHDi 150 / 2.0 BlueHDi 180  | | 570 901 076 | | | 570 500 076 | | |
| EXPERT Box | 16 → | | | | | | |
| 1.6 BlueHDi 115 / 1.6 BlueHDi 95 / 2.0 BlueHDi 120 / 2.0 BlueHDi 150 / 2.0 BlueHDi 180  | | 570 901 076 | 577 400 078 | | 570 500 076 | 574 012 068 | |
| EXPERT Platform/Chassis | 16 → | | | | | | |
| 1.6 BlueHDi 95 / 2.0 BlueHDi 120 / 2.0 BlueHDi 150  | | 570 901 076 | 577 400 078 | | 570 500 076 | 574 012 068 | |
| ION | 10 → | | | | | | |
| Electric | | | | | | 540 126 033 | |








 FOR CARS WITH START/STOP (MUST REPLACE AGM WITH AGM, EFB WITH EFB)

* PLEASE CHECK AS MORE THAN ONE DIFFERENT SIZE BATTERIES CAN BE FITTED DEPENDING ON: - ELECTRICAL OPTIONS
- CLIMATE REGION
- BUILD OE

|   |  | SILVER dynamic | | | BLUE dynamic | | BLACK dynamic |
|---|---|----------------|----------------------------|-----|--------------|----------------------------|---------------|
| | | AGM | SLI | Aux | EFB | SLI | SLI |
| PEUGEOT | | | | | | | |
| PARTNER Combispace (5F) | 96 - 15 | | | | | | |
| 1.1 / Electric | | | 554 400 053 | | | 552 400 047 | |
| 1.4 (55 kW) / 1.6 16V / 1.8 | | | 554 400 053 | | | | |
| 1.4 (54 kW) / 1.6 HDi 75 / 1.6 HDi 90 / 1.9 D / 1.9 D 4x4 / 2.0 HDi / 2.0 HDi 4x4 | | | 563 400 061 | | | 560 408 054 | |
| PARTNER Box (5) | 96 - 15 | | | | | | |
| 1.1 / 1.4 | | | 554 400 053 | | | 552 400 047 | |
| 1.4 BiFuel / 1.6 / 1.8 / Electric | | | 554 400 053 | | | | |
| 1.6 HDi 75 / 1.6 HDi 90 | | | 577 400 078 | | | 574 012 068 | |
| 1.8 D / 1.9 D / 1.9 D 4x4 | | | 563 400 061 | | | 560 408 054 | |
| 2.0 HDi / 2.0 HDi 4x4 | | | 563 400 061 | | | 574 012 068 560 408 054 | |
| PARTNER Tepee | 08 → | | | | | | |
| 1.2 THP / 1.6 BlueHDi 120  | | 570 901 076 | | | | | |
| 1.6 (66 kW) | | | 554 400 053 | | | | |
| 1.6 (88 kW) / 1.6 HDi (55/82/80 kW) / 1.6 HDi 16V | | | 563 400 061 | | | 560 408 054 | |
| 1.6 (81 kW) | | | 554 400 053 | | | 552 400 047 | |
| 1.6 BlueHDi 100 / 1.6 HDi (84/66 kW) / 1.6 HDi 90 / 1.6 HDi / BlueHDi 75 *  | | 570 901 076 | 563 400 061 | | | 560 408 054 | |
| 1.6 BlueHDi 100 4x4 *  | | 570 901 076 | 563 400 061 | | 570 500 076 | 560 408 054 | |
| PARTNER Box | 08 → | | | | | | |
| 1.6 (72 kW) | | | 563 400 061 | | | 560 408 054 | |
| 1.6 (66 kW) / Électrique | | | 554 400 053 | | | | |
| 1.6 BlueHDi 100 / 1.6 BlueHDi 120  | | 570 901 076 | | | | | |
| 1.6 HDi (55 kW) / 1.6 HDi 16V 4x4 / 1.6 HDi 90 | | | 577 400 078 | | | 574 012 068 | |
| 1.6 HDi (84 kW) / 1.6 HDi / BlueHDi 75 *  | | 570 901 076 | 563 400 061 | | | 560 408 054 | |
| 1.6 HDi 16V  | | 570 901 076 | 577 400 078 | | | 574 012 068 | |
| PARTNER Platform/Chassis | 09 → | | | | | | |
| 1.6 HDi / 1.6 HDi 16V | | | 563 400 061 | | | 560 408 054 | |
| BOXER Bus (230P) | 94 - 02 | | | | | | |
| 1.9 D / 1.9 TD (66 kW) / 2.5 TD / 2.8 D / 2.8 HDi All-wheel Drive | | 595 901 085 | 600 402 083 | | | 595 402 080 | |
| 1.9 TD (68 kW) | | | 577 400 078 | | | 574 012 068 | |
| 1.9 TD 4x4 / 2.5 D / 2.5 D 4x4 / 2.5 DT / 2.5 TD 4x4 / 2.5 TDI / 2.8 HDi / 2.8 HDi / 2.8 HDi 4x4 | | | 600 402 083 | | | 595 402 080 | |
| 2.0 i / 2.0 i 4x4 | | | 563 400 061 | | | 560 408 054 | |
| 2.5 TDI 4x4 | | 595 901 085 | 600 402 083 | | | | |
| BOXER Box (230L) | 94 - 03 | | | | | | |
| 1.9 D / 1.9 TD / 2.0 HDi / 2.0 i | | | 577 400 078 | | | 574 012 068 | |
| 1.9 DT 4x4 | | | 577 400 078 | | | 574 012 068 | 570 409 064 |
| 2.0 4x4 * | | | 563 400 061 | | 570 500 076 | 560 408 054 | |
| 2.5 D / 2.5 D 4x4 / 2.5 DT / 2.5 TD / 2.5 TDI / 2.5 TDI 4x4 / 2.8 D / 2.8 D / 2.8 HDi / 2.8 HDi / 2.8 HDi 4x4 | | 595 901 085 | 600 402 083 | | | 595 402 080 | |
| BOXER Platform/Chassis (ZCT_) | 94 - 02 | | | | | | |
| 1.9 TD / 2.0 / 2.0 i | | | 577 400 078 | | | 574 012 068 | |
| 2.5 D / 2.5 D 4x4 / 2.5 TDI / 2.5 TDI 4x4 / 2.8 HDi / 2.8 HDi | | | 600 402 083 | | | 595 402 080 | |
| 2.5 TD / 2.8 D / 2.8 HDi All-wheel Drive | | 595 901 085 | 600 402 083 | | | 595 402 080 | |
| BOXER Bus (244, Z_) | 01 → | | | | | | |
| 2.0 | | | 577 400 078 | | | 574 012 068 | |
| 2.0 HDi / 2.8 HDi / 2.8 HDi 4x4 | | | 600 402 083 | | | 595 402 080 | |
| 2.2 HDi | | | 577 400 078 | | | 595 402 080 574 012 068 | |
| BOXER Box (244) | 01 → | | | | | | |
| 2.0 | | | 563 400 061 | | | 560 408 054 | |
| 2.0 HDi / 2.2 HDi | | | 577 400 078 | | | 574 012 068 | |
| 2.8 HDi / 2.8 HDi 4x4 | | 595 901 085 | 600 402 083 | | | 595 402 080 | |
| BOXER Platform/Chassis (244) | 01 → | | | | | | |
| 2.0 HDi / 2.2 HDi | | | 577 400 078 | | | 574 012 068 | |
| 2.8 HDi / 2.8 HDi 4x4 | | | 600 402 083 | | | 595 402 080 | |
| BOXER Bus | 05 → | | | | | | |
| 2.0 BlueHDi 110 / 2.0 BlueHDi 130 / 2.0 BlueHDi 160 *  | | 605 901 095 | 600 402 083 | | | 595 402 080 | |
| 2.2 HDi 100 / 2.2 HDi 120 | | | 600 402 083 | | | 595 402 080 | |
| 2.2 HDi 110 * | | | 600 402 083 577 400 078 | | | 574 012 068 | |
| 2.2 HDi 130 / 2.2 HDi 150 *  | | 595 901 085 | 577 400 078 | | | 574 012 068 | |
| 3.0 HDi 145 / 3.0 HDi 160 / 3.0 HDi 175 | | 595 901 085 | 600 402 083 | | | 595 402 080 | |
| BOXER Box | 06 → | | | | | | |
| 2.0 BlueHDi 110 / 2.0 BlueHDi 130 / 2.0 BlueHDi 160 * | | 605 901 095 | 600 402 083 | | | 595 402 080 | |
| 2.2 HDi 100 / 2.2 HDi 120 / 3.0 HDi / 3.0 HDi 145 / 3.0 HDi 160 / 3.0 HDi 175 | | | 600 402 083 | | | 595 402 080 | |

△ FOR CARS WITH START/STOP (MUST REPLACE AGM WITH AGM, EFB WITH EFB)
 * PLEASE CHECK AS MORE THAN ONE DIFFERENT SIZE BATTERIES CAN BE FITTED DEPENDING ON:
 - ELECTRICAL OPTIONS
 - CLIMATE REGION
 - BUILD OE




PEUGEOT > PININFARINA

|   |  | SILVER dynamic | | | BLUE dynamic | | BLACK dynamic |
|---|---|----------------|----------------------------|-----|--------------|-------------|---------------|
| | | AGM | SLI | Aux | EFB | SLI | SLI |
| PEUGEOT | | | | | | | |
| BOXER Box | 06 → | | | | | | |
| 2.2 HDi 110 * | | | 600 402 083 577 400 078 | | | 574 012 068 | |
| 2.2 HDi 130 / 2.2 HDi 150 *  | | 595 901 085 | 577 400 078 | | | 574 012 068 | |
| BOXER Platform/Chassis | 06 → | | | | | | |
| 2.0 BlueHDi 110 / 2.0 BlueHDi 130 / 2.0 BlueHDi 160 * | | 605 901 095 | 600 402 083 | | | 595 402 080 | |
| 2.2 HDi 100 / 2.2 HDi 120 | | 595 901 085 | 600 402 083 | | | 595 402 080 | |
| 2.2 HDi 110 * | | | 600 402 083 577 400 078 | | | 574 012 068 | |
| 2.2 HDi 130 / 2.2 HDi 150 *  | | 595 901 085 | 577 400 078 | | | 574 012 068 | |
| 3.0 HDi / 3.0 HDi 145 / 3.0 HDi 160 / 3.0 HDi 175 | | | 600 402 083 | | | 595 402 080 | |
| J5 Bus (280P) | 81 - 90 | | | | | | |
| 2.0 | | | 577 400 078 | | | 574 012 068 | |
| 2.5 D | | 595 901 085 | 600 402 083 | | | 595 402 080 | |
| J5 Box (280L) | 81 - 90 | | | | | | |
| 1.8 / 2.0 | | | 563 400 061 | | | 560 408 054 | |
| 1.9 D | | | 577 400 078 | | | 574 012 068 | |
| 2.5 D / 2.5 DT | | 595 901 085 | 600 402 083 | | | 595 402 080 | |
| J5 Platform/Chassis (280L) | 81 - 90 | | | | | | |
| 2.0 | | | 577 400 078 | | | 574 012 068 | |
| 2.5 D / 2.5 D 4x4 / 2.5 DT | | 595 901 085 | 600 402 083 | | | 595 402 080 | |
| J5 Bus (290P) | 90 - 94 | | | | | | |
| 1.9 D / 2.5 D / 2.5 D 4x4 / 2.5 TD / 2.5 TD 4x4 | | 595 901 085 | 600 402 083 | | | 595 402 080 | |
| 2.0 | | | 577 400 078 | | | 574 012 068 | |
| J5 Box (290L) | 90 - 94 | | | | | | |
| 1.8 / 2.0 | | | 577 400 078 | | | 574 012 068 | |
| 1.9 D / 2.5 D / 2.5 D 4x4 / 2.5 DT / 2.5 TD 4x4 | | 595 901 085 | 600 402 083 | | | 595 402 080 | |
| J5 Platform/Chassis (290L) | 90 - 94 | | | | | | |
| 1.9 D / 2.5 D / 2.5 D 4x4 / 2.5 TD / 2.5 TD 4x4 | | 595 901 085 | 600 402 083 | | | 595 402 080 | |
| 2.0 | | | 577 400 078 | | | 574 012 068 | |
| J9 Bus | 80 - 87 | | | | | | |
| 2.0 / 2.3 D / 2.5 D | | | | | | 570 413 063 | |
| J9 Box | 80 - 87 | | | | | | |
| 1.6 / 2.0 / 2.1 D / 2.3 D / 2.5 D | | | | | | 570 413 063 | |
| PIAGGIO | | | | | | | |
| APE CALESSINO Convertible | 07 → | | | | | | |
| 0.2 / 0.4 D | | | 554 400 053 | | | 552 400 047 | |
| APE CLASSIC Platform/Chassis | 06 → | | | | | | |
| 0.4 D | | | | | | 540 125 033 | |
| APE TM Box | 82 → | | | | | | |
| 0.2 | | | 554 400 053 | | | 552 400 047 | |
| 0.4 D | | | 554 400 053 | | | 552 400 047 | 545 412 040 |
| APE TM Platform/Chassis | 82 → | | | | | | |
| 0.4 D | | | 554 400 053 | | | 552 400 047 | 545 412 040 |
| PORTER Bus | 95 → | | | | | | |
| 1.2 D | | | 563 400 061 | | | 560 408 054 | |
| 1.3 (52 kW) / 1.3 CNG / 1.3 LPG | | | | | | | 545 077 030 |
| 1.3 (47 kW) | | | 554 400 053 | | | 552 400 047 | |
| PORTER Box | 92 → | | | | | | |
| 1.0 / 1.3 / 1.3 16V / 1.3 16V 4x4 / 1.3 4x4 / 1.3 CNG / 1.3 i 16V / 1.3 i 16V 4x4 / 1.3 LPG | | | | | | | 545 077 030 |
| 1.2 D / 1.4 D | | | 563 400 061 | | | 560 408 054 | |
| PORTER Dumptruck | 95 → | | | | | | |
| 1.2 D | | | 563 400 061 | | | 560 408 054 | |
| 1.3 / 1.3 CNG / 1.3 LPG | | | | | | | 545 077 030 |
| PORTER Platform/Chassis | 92 → | | | | | | |
| 1.0 / 1.3 / 1.3 16V / 1.3 16V 4x4 / 1.3 4x4 / 1.3 CNG / 1.3 i 16V / 1.3 i 16V 4x4 / 1.3 LPG | | | | | | | 545 077 030 |
| 1.2 D / 1.4 D | | | 563 400 061 | | | 560 408 054 | |
| QUARGO Platform/Chassis | 04 → | | | | | | |
| 0.7 D | | | 554 400 053 | | | 552 400 047 | |
| PININFARINA | | | | | | | |
| SPIDEREUOPA (DS) | 82 - 85 | | | | | | |
| 2000 / 2000 Volumex * | | | 563 401 061 | | | 560 127 054 | 545 413 040 |












 FOR CARS WITH START/STOP (MUST REPLACE AGM WITH AGM, EFB WITH EFB)




* PLEASE CHECK AS MORE THAN ONE DIFFERENT SIZE BATTERIES CAN BE FITTED DEPENDING ON: - ELECTRICAL OPTIONS
- CLIMATE REGION
- BUILD OE

|   |  | SILVER <i>dynamic</i> | | | BLUE <i>dynamic</i> | | BLACK <i>dynamic</i> |
|---|---|--------------------------|-------------|----------------------------|------------------------|-------------|-------------------------|
| | | AGM | SLI | Aux | EFB | SLI | SLI |
| PLYMOUTH | | | | | | | |
| BREEZE | 95 - 01 | | | | | | |
| 2.0 16V / 2.4 16V | | | 577 400 078 | | | 574 012 068 | 570 409 064 |
| NEON Saloon | 94 - 99 | | | | | | |
| 2.0 16V | | | 577 400 078 | | | 574 012 068 | 570 409 064 |
| NEON II Saloon | 99 → | | | | | | |
| 2.0 16V | | | 577 400 078 | | | 574 012 068 | 570 409 064 |
| NEON Coupe | 94 - 99 | | | | | | |
| 2.0 | | | 577 400 078 | | | 574 012 068 | 570 409 064 |
| VOYAGER / GRAND VOYAGER | 95 - 01 | | | | | | |
| 2.0 i / 2.4 i / 2.5 TD / 3.0 / 3.3 i / 3.8 i / 3.8 i AWD | | | 577 400 078 | | | 574 012 068 | 570 409 064 |
| PONTIAC | | | | | | | |
| BONNEVILLE Saloon | 86 - 91 | | | | | | |
| 3.8 V6 | | | 577 400 078 | | | 574 012 068 | 570 409 064 |
| FIREBIRD | 92 - 02 | | | | | | |
| 3.4 / 5.7 | | | 563 401 061 | | | 560 127 054 | |
| FIREBIRD Convertible | 93 - 02 | | | | | | |
| 3.4 / 3.8 / 5.7 | | | 563 401 061 | | | 560 127 054 | |
| PHOENIX | 79 - 81 | | | | | | |
| 2.8 | | | | | | | 545 413 040 |
| PHOENIX Coupe | 79 - 84 | | | | | | |
| 2.8 | | | | | | | 545 413 040 |
| SUNBIRD | 75 - 81 | | | | | | |
| 3.8 | | | 563 401 061 | | | 560 127 054 | |
| TRANS SPORT | 89 - 97 | | | | | | |
| 2.3 / 3.1 / 3.8 | | | 563 401 061 | | | 560 127 054 | |
| TRANS SPORT | 97 - 99 | | | | | | |
| 3.4 | | | 563 401 061 | | | 560 127 054 | |
| PORSCHE | | | | | | | |
| 911 | 63 - 90 | | | | | | |
| 3.0 SC / 3.0 SC Carrera / 3.2 / 3.2 SC Carrera / 3.3 SC Turbo / 3.3 Turbo | | | 570 901 076 | 577 400 078 | | 574 012 068 | |
| 911 Targa | 64 - 90 | | | | | | |
| 3.3 Turbo | | | 570 901 076 | 577 400 078 | | 574 012 068 | |
| 911 Convertible | 82 - 89 | | | | | | |
| 3.0 SC / 3.2 Carrera Speedster / 3.2 SC Carrera / 3.3 Turbo | | | 570 901 076 | 577 400 078 | | 574 012 068 | |
| 911 (964) | 88 - 93 | | | | | | |
| 3.3 Turbo / 3.6 Carrera / 3.6 Carrera 4 / 3.6 Carrera RS / 3.6 Turbo | | | 570 901 076 | 577 400 078 | | 574 012 068 | |
| 3.3 Turbo S | | | 595 901 085 | 600 402 083 | | 595 402 080 | |
| 911 Targa (964) | 88 - 93 | | | | | | |
| 3.6 Carrera / 3.6 Carrera 4 | | | 570 901 076 | 577 400 078 | | 574 012 068 | |
| 911 Convertible (964) | 89 - 94 | | | | | | |
| 3.6 Carrera / 3.6 Carrera 4 | | | 570 901 076 | 577 400 078 | | 574 012 068 | |
| 911 Speedster (964) | 92 - 94 | | | | | | |
| 3.6 Carrera | | | 570 901 076 | 577 400 078 | | 574 012 068 | |
| 911 (993) | 93 - 97 | | | | | | |
| 3.6 Carrera / 3.6 Carrera 4 / 3.6 Turbo 4 / 3.6 Turbo GT2 / 3.6 Turbo GT2 4 / 3.8 Carrera / 3.8 Carrera 4 / 3.8 Carrera RS | | | 570 901 076 | 577 400 078 | | 574 012 068 | |
| 911 Targa (993) | 94 - 97 | | | | | | |
| 3.6 Carrera / 3.8 Carrera | | | 570 901 076 | 577 400 078 | | 574 012 068 | |
| 911 Convertible (993) | 94 - 97 | | | | | | |
| 3.6 Carrera / 3.6 Carrera 4 / 3.8 Carrera / 3.8 Carrera 4 | | | 570 901 076 | 577 400 078 | | 574 012 068 | |
| 911 (996) | 97 - 05 | | | | | | |
| 3.4 Carrera / 3.4 Carrera 4 / 3.6 Carrera / 3.6 Carrera 4 / 3.6 Carrera 4S / 3.6 Carrera S / 3.6 GT2 / 3.6 GT3 / 3.6 S | | | 570 901 076 | 577 400 078 | | | |
| 3.6 Turbo 4 / 3.6 Turbo 4S | | | | 585 200 080 | | 575 500 073 | |
| 911 Convertible (996) | 98 - 05 | | | | | | |
| 3.4 Carrera / 3.4 Carrera 4 / 3.6 Carrera / 3.6 Carrera 4 / 3.6 Turbo 4 / 3.6 Turbo 4S | | | 570 901 076 | 577 400 078 | | | |
| 3.6 Carrera 4S / 3.6 Carrera S | | | 570 901 076 | 585 200 080 577 400 078 | | | |
| 911 Targa (996) | 01 - 05 | | | | | | |
| 3.6 | | | 570 901 076 | 585 200 080 577 400 078 | | | |

△ FOR CARS WITH START/STOP (MUST REPLACE AGM WITH AGM, EFB WITH EFB)
 * PLEASE CHECK AS MORE THAN ONE DIFFERENT SIZE BATTERIES CAN BE FITTED DEPENDING ON: - ELECTRICAL OPTIONS
 - CLIMATE REGION
 - BUILD OE
















PORSCHE

|   |  | SILVER dynamic | | | BLUE dynamic | | BLACK dynamic |
|---|---|----------------------------|----------------------------|-----|--------------|-------------|---------------|
| | | AGM | SLI | Aux | EFB | SLI | SLI |
| PORSCHE | | | | | | | |
| 911 (997) | 04 - 12 | | | | | | |
| 3.6 Carrera / 3.6 Carrera 4 / 3.6 GT3 / 3.6 GT2 / 3.6 GT3 / 3.8 Carrera 4 GTS / 3.8 Carrera 4S / 3.8 Carrera GTS / 3.8 Carrera S / 3.8 GT3 / 3.8 Turbo / 3.8 Turbo S | | 570 901 076 | 585 200 080 577 400 078 | | | | |
| 3.6 GT2 RS / 3.8 GT3 RS | | 595 901 085 | 600 402 083 | | | | |
| 3.6 Turbo | | | 585 200 080 | | | | |
| 4.0 GT3 RS | | 595 901 085 | | | | | |
| 911 Convertible (997) | 05 - 12 | | | | | | |
| 3.6 Carrera / 3.6 Carrera 4 / 3.8 Carrera 4 GTS / 3.8 Carrera 4S / 3.8 Carrera GTS / 3.8 Carrera S / 3.8 Turbo / 3.8 Turbo S | | 570 901 076 | 577 400 078 | | | | |
| 3.6 Turbo | | | 585 200 080 | | | | |
| 911 Targa (997) | 06 - 12 | | | | | | |
| 3.6 Carrera 4 / 3.8 Carrera 4S | | 570 901 076 | 585 200 080 577 400 078 | | | | |
| 911 (991) | 11 → | | | | | | |
| 3.0 Carrera / 3.0 Carrera 4 / 3.0 Carrera 4 GTS / 3.0 Carrera 4S / 3.0 Carrera GTS / 3.0 Carrera S / 3.4 Carrera / 3.4 Carrera 4 / 3.8 Carrera 4S / 3.8 Carrera 4S / 4 GTS / 3.8 Carrera S / 3.8 Carrera S / GTS / 3.8 GT3 / 3.8 Turbo / 3.8 Turbo S / 4.0 GT3 RS / R  | | 595 901 085 | | | | | |
| 911 Convertible (991) | 12 → | | | | | | |
| 3.0 Carrera / 3.0 Carrera 4 / 3.0 Carrera 4 GTS / 3.0 Carrera 4S / 3.0 Carrera GTS / 3.0 Carrera S / 3.4 Carrera / 3.4 Carrera 4 / 3.8 Carrera 4S / 3.8 Carrera 4S / 4 GTS / 3.8 Carrera S / 3.8 Carrera S / GTS / 3.8 Turbo / 3.8 Turbo S  | | 595 901 085 | | | | | |
| 911 Targa (991) | 14 → | | | | | | |
| 3.0 Carrera 4 GTS / 3.0 Carrera 4 / 3.0 Carrera 4S / 3.4 Carrera 4 / 3.8 Carrera 4S / 3.8 Carrera 4S / 4 GTS / 3.0 Carrera 4 / 3.0 Carrera 4S  | | 595 901 085 | | | | | |
| 924 | 75 - 89 | | | | | | |
| 2.0 / 2.0 Carrera GT / 2.0 Turbo * | | | 574 402 075 | | | 560 409 054 | |
| 2.5 S | | | 574 402 075 | | | 572 409 068 | |
| 928 | 77 - 95 | | | | | | |
| 4.5 / 4.7 S / 5.0 GT / 5.0 S / 5.0 S4 Cat / 5.0 S,S4 / 5.4 GTS | | 570 901 076 | 577 400 078 | | | 574 012 068 | |
| 944 | 81 - 91 | | | | | | |
| 2.5 / 2.5 S / 2.5 Turbo / 2.7 / 3.0 S2 | | | 574 402 075 | | | 572 409 068 | |
| 944 Convertible | 88 - 91 | | | | | | |
| 2.5 Turbo / 3.0 S2 | | | 574 402 075 | | | 572 409 068 | |
| 959 | 86 - 91 | | | | | | |
| 2.8 | | 570 901 076 | 577 400 078 | | | 574 012 068 | |
| 968 | 91 - 95 | | | | | | |
| 3.0 / 3.0 Turbo S | | | 574 402 075 | | | 572 409 068 | |
| 968 Convertible | 91 - 95 | | | | | | |
| 3.0 | | | 574 402 075 | | | 572 409 068 | |
| BOXSTER (986) | 96 - 04 | | | | | | |
| 2.5 | | 570 901 076 | 577 400 078 | | | 574 012 068 | |
| 2.7 (162 kW) / S 3.2 / S 3.2 / S 3.2 * | | 580 901 080 | 585 200 080 | | | | |
| 2.7 (155 kW) | | 570 901 076 | 577 400 078 | | | | |
| BOXSTER (987) | 04 - 11 | | | | | | |
| 2.7 / 2.9 / S 3.4 / S 3.2 / S 3.4 * | | 580 901 080 | 585 200 080 | | | | |
| BOXSTER Spyder (987) | 07 - 11 | | | | | | |
| 3.4 * | | 580 901 080 | 585 200 080 | | | | |
| BOXSTER (981) | 12 → | | | | | | |
| 2.7 / GTS 3.4 / S 3.4 *  | | 580 901 080 570 901 076 | | | | | |
| BOXSTER Spyder (981) | 15 → | | | | | | |
| 3.8 *  | | 580 901 080 570 901 076 | | | | | |
| 718 BOXSTER (982) | 16 → | | | | | | |
| 2.0 / S 2.5 *  | | 595 901 085 580 901 080 | | | | | |
| CARRERA GT (980) | 03 - 06 | | | | | | |
| 5.7 | | 570 901 076 | 577 400 078 | | | | |
| CAYENNE (9PA) | 02 - 10 | | | | | | |
| 3.0 TDI / 3.2 / 3.6 / Turbo S 4.8 / GTS 4.8 / S 4.5 / S 4.8 / S 4.5 / S 4.8 / Turbo 4.5 / Turbo 4.5 / Turbo S 4.8 / Turbo S 4.5 / Turbo S 4.5 / / Turbo S 4.8 | | 605 901 095 | 610 402 092 | | | | |


|   |  | SILVER dynamic | | | BLUE dynamic | | BLACK dynamic |
|---|---|----------------|-------------|-----|--------------|-------------|---------------|
| | | AGM | SLI | Aux | EFB | SLI | SLI |
| PORSCHE | | | | | | | |
| CAYENNE (92A) | 10 → | | | | | | |
| 3.0 Diesel / 3.0 S E-Hybrid / 3.6 / 3.6 GTS / 4.2 S Diesel (283 kW) / 4.8 GTS / 4.8 S / 4.8 Turbo / 4.8 Turbo S (419 kW) / 3.6 GTS / 3.6 * ⚠ | | 605 901 095 | | | | | |
| 3.6 S ⚠ | | 595 901 085 | | | | | |
| 4.2 S Diesel (281 kW) / 4.8 Turbo S (405 kW) | | 605 901 095 | | | | | |
| CAYMAN (987) | 05 - 13 | | | | | | |
| 2.7 / R 3.4 / S 3.4 / S 3.4 / S 3.4 Sport * | | 580 901 080 | 585 200 080 | | | | |
| 2.9 | | 570 901 076 | 577 400 078 | | | | |
| CAYMAN (981) | 13 → | | | | | | |
| 2.7 / 3.8 GT4 / GTS 3.4 / S 3.4 * ⚠ | | 580 901 080 | | | | | |
| | | 570 901 076 | | | | | |
| 718 CAYMAN (982) | 16 → | | | | | | |
| 2.0 / S 2.5 * | | 595 901 085 | | | | | |
| | | 580 901 080 | | | | | |
| MACAN (95B) | 14 → | | | | | | |
| 2.0 (174 kW) ⚠ | | 570 901 076 | | | | | |
| 2.0 (185 kW) / 3.0 GTS / 3.6 Turbo (324 kW) ⚠ | | 595 901 085 | | | | | |
| 3.0 S / 3.0 S Diesel / 3.6 Turbo (294 kW) * ⚠ | | 605 901 095 | | | | | |
| | | 595 901 085 | | | | | |
| PANAMERA (970) | 09 - 16 | | | | | | |
| 3.0 4S / 3.0 D / 3.0 S / 3.0 S E-Hybrid / 3.6 / 3.6 4 / 3.6 4 / 4.8 4S / 4.8 GTS / 4.8 S / 4.8 Turbo / 4.8 Turbo S * ⚠ | | 605 901 095 | | | | | |
| | | 595 901 085 | | | | | |
| PANAMERA (971) | 16 → | | | | | | |
| 2.9 4 E-Hybrid / 2.9 4S / 3.0 / 3.0 4 / 4.0 4S Diesel / 4.0 Turbo ⚠ | | 595 901 085 | | | | | |
| PROTON | | | | | | | |
| AEROBACK Hatchback (C2_A, C9_L) | 88 - 02 | | | | | | |
| 1.3 / 1.5 / 1.5 LX | | | | | | 560 411 054 | |
| GEN 2 (CM_) | 04 → | | | | | | |
| 1.3 / 1.6 | | | | | | 560 411 054 | |
| IMPIAN | 01 → | | | | | | |
| 1.6 | | | | | | 560 411 054 | |
| JUMBUCK Pickup | 02 → | | | | | | |
| 1.5 | | | | | | 560 411 054 | |
| PERSONA 300 (C9_M) | 96 - 04 | | | | | | |
| 313i / 1.3 / 315 GLSi / 315 GLi/GLSi / 316 GLXi / 316 / 318 16V GTI / 315 GLi/GLSi / 315 GLSi / 316 / 316 GLXi / 318 16V GTI | | | | | | 560 411 054 | |
| PERSONA 400 Hatchback (C9_C, C9_S) | 94 - 08 | | | | | | |
| 413 GLSi / 415 GLi/GLSi / 416 i / 416 GLXi / 418 GLXi / 1.8 / 420 GLS D / 420 D / 415 GLi/GLSi / 416 GLXi / 416 i / 418 GLXi / 420 D / 420 GLS D | | | | | | 560 411 054 | |
| PERSONA 400 (C9_S) | 94 - 08 | | | | | | |
| 413 / 415 GLi/GLSi / 416 GLXi / 418 / 420 GLS D / 420 TD / 415 GLi/GLSi / 416 / 416 GLXi / 418 / 420 GLS D / 420 TD | | | | | | 560 411 054 | |
| PREVÉ | 11 → | | | | | | |
| 1.6 * | | | | | 565 501 065 | 560 410 054 | |
| SALOON Saloon (C2_S) | 89 - 96 | | | | | | |
| 1.5 | | | | | | 560 411 054 | |
| SATRIA (C9_M) | 96 - 06 | | | | | | |
| 1.3 / 1.5 / 1.6 / 1.8 GTi | | | | | | 560 411 054 | |
| SAVVY | 05 → | | | | | | |
| 1.2 | | | | | | 545 155 033 | |
| SUPRIMA S Hatchback | 13 → | | | | | | |
| 1.6 * | | | | | 565 501 065 | 560 410 054 | |
| WIRA | 95 → | | | | | | |
| 1.3 / 1.5 / 1.6 | | | | | | 560 411 054 | |
| WIRA Hatchback | 00 → | | | | | | |
| 1.3 / 1.5 | | | | | | 560 411 054 | |
| PUCH | | | | | | | |
| G-MODELL (W 460) | 79 - 93 | | | | | | |
| 230 G / 230 GE / 280 GE | | | 563 400 061 | | | 560 408 054 | 556 400 048 |
| 240 GD / 250 GD / 300 GD | | | 577 400 078 | | | 574 012 068 | 570 409 064 |
| G-MODELL (W 461) | 92 - 00 | | | | | | |
| 230 GE | | | 563 400 061 | | | 560 408 054 | 556 400 048 |
| 290 GD/G 290 D / G 290 TD * | | | 600 402 083 | | | 595 404 083 | 590 122 072 |
| G-MODELL (W 463) | 89 - 99 | | | | | | |
| 230 GE / 300 GE / G 320 | | | 563 400 061 | | | 560 408 054 | 556 400 048 |
| 300 GD / 350 G Turbo D / G 300 TD / G 36 AMG / G 500 / G 55 AMG * | | | 600 402 083 | | | 595 404 083 | 590 122 072 |

⚠ FOR CARS WITH START/STOP (MUST REPLACE AGM WITH AGM, EFB WITH EFB)
 * PLEASE CHECK AS MORE THAN ONE DIFFERENT SIZE BATTERIES CAN BE FITTED DEPENDING ON: - ELECTRICAL OPTIONS
 - CLIMATE REGION
 - BUILD OE











RELIANT > RENAULT

|   |  | SILVER dynamic | | | BLUE dynamic | | BLACK dynamic |
|---|---|----------------|----------------------------|-----|--------------|----------------------------|---------------|
| | | AGM | SLI | Aux | EFB | SLI | SLI |
| RELIANT | | | | | | | |
| SCIMITAR SABRE Roadster | 92 - 95 | | | | | | |
| 1400 / 1.4 i / 1800 Ti / 2.0 i | | | | | | | 545 079 030 |
| SCIMITAR Station Wagon | 68 - 86 | | | | | | |
| 2.8 GTE | | | | | | | 545 079 030 |
| SCIMITAR Cabriolet | 80 - 85 | | | | | | |
| 2.8 GTC | | | | | | | 545 079 030 |
| SCIMITAR Roadster | 85 - 92 | | | | | | |
| 1300 / 1400 / 1600 / 1800 Ti | | | | | | | 545 079 030 |
| RENAULT | | | | | | | |
| AVANTIME (DE0_) | 01 - 03 | | | | | | |
| 2.0 16V Turbo / 3.0 V6 | | | 577 400 078 | | | 574 012 068 | |
| 2.2 dCi | | | 574 402 075 | | | 572 409 068 | |
| CAPTUR (J5_, H5_) | 13 → | | | | | | |
| 0.9 TCe 90 / 1.2 TCe 120 / 1.5 dCi 110  | | 570 901 076 | | | 570 500 076 | | |
| 1.2 T / 1.5 dCi 90  | | 570 901 076 | | | | | |
| CLIO I (B/C57_, 5/357_) | 90 - 98 | | | | | | |
| 1.1 / 1.2 / 1.4 * | | | 554 400 053 552 401 052 | | | 544 402 044 | 541 400 036 |
| 1.7 / Williams | | | 554 400 053 | | | 552 400 047 | 545 412 040 |
| 1.8 / 1.8 16V / 1.8 Rsi | | | 561 400 060 | | | 560 409 054 | |
| 1.9 D * | | | 577 400 078 | | | 574 012 068 | 570 144 064 |
| CLIO I Box (S57_) | 91 - 98 | | | | | | |
| 1.1 / 1.2 * | | | 554 400 053 552 401 052 | | | 544 402 044 | 541 400 036 |
| 1.9 D / 1.9 RND | | | 577 400 078 | | | 574 012 068 | 570 409 064 |
| CLIO II (BB_, CB_) | 98 → | | | | | | |
| 1.0 / 1.2 16V / 1.2 / 1.2 LPG (44 kW) / 1.4 16V / 1.4 / 1.6 16V / 1.6 (66/66 kW) / 1.6 Hi-Flex / 1.6 (66/66 kW) / 2.0 16V Sport * | | | 554 400 053 552 401 052 | | | 544 402 044 | |
| 1.2 LPG (43 kW) / 1.6 (81 kW) / 1.6 Flex / 1.6 Flex | | | 554 400 053 | | | 552 400 047 | |
| 1.5 dCi (74 kW) / 3.0 V6 Sport | | | 561 400 060 | | | 560 409 054 | |
| 1.5 dCi (62 kW) / 1.9 D / 1.9 DTi | | | 563 400 061 | | | 560 408 054 | |
| 1.5 dCi (47 kW) | | | 574 402 075 | | | 572 409 068 | |
| CLIO II Box (SB0/1/2_) | 98 → | | | | | | |
| 1.2 * | | | 554 400 053 552 401 052 | | | 544 402 044 | |
| 1.5 dCi (50 kW) / 1.9 D / 1.9 DTi | | | 563 400 061 | | | 560 408 054 | |
| 1.5 dCi (59 kW) * | | | 561 400 060 | | | 560 408 054 | |
| CLIO III (BR0/1, CR0/1) | 05 → | | | | | | |
| 1.2 16V (76 kW) | | | 554 400 053 | | | 552 400 047 | |
| 1.2 16V (58 kW) / 1.2 * | | | 554 400 053 552 401 052 | | | 572 409 068 544 402 044 | |
| 1.2 16V (74 kW) / 1.2 16V Hi-Flex / 1.2 Ethanol / 1.4 16V / 1.6 16V / 1.6 16V GT * | | | 554 400 053 552 401 052 | | | 544 402 044 | |
| 1.5 dCi * | | | 574 402 075 561 400 060 | | | 572 409 068 | |
| 2.0 16V / 2.0 16V Sport | | | 561 400 060 | | | 560 409 054 | |
| CLIO III Box (SB_, SR_) | 05 → | | | | | | |
| 1.5 dCi * | | | 561 400 060 | | 565 500 065 | 572 409 068 | |
| CLIO Grandtour (KR0/1_) | 08 → | | | | | | |
| 1.2 16V (76 kW) | | | 554 400 053 | | | | |
| 1.2 16V Hi-Flex / 1.2 16V (55 kW) / 1.4 16V / 1.6 16V * | | | 554 400 053 552 401 052 | | | | |
| 1.5 dCi | | | 574 402 075 | | | 572 409 068 | |
| CLIO IV (BH_) | 12 → | | | | | | |
| 0.9 TCe 90 / 0.9 TCe 90 LPG  | | 570 901 076 | | | | | |
| 1.2 16V / 1.2 TCe 120 (88 kW) *  | | 570 901 076 | 554 400 053 | | | 552 400 047 | |
| 1.2 LPG 16V / 1.2 TCe 120 (87 kW) / 1.5 dCi 110 / 1.5 dCi 90 / 1.6 RS | | 570 901 076 | | | 570 500 076 | | |
| 1.5 dCi 75  | | 570 901 076 | 577 400 078 | | 570 500 076 | 574 012 068 | |
| 1.6 RS Trophy  | | 560 901 068 | | | | | |
| CLIO IV Grandtour (KH_) | 13 → | | | | | | |
| 0.9 TCe 90  | | 570 901 076 | | | | | |
| 1.2 16V | | | 554 400 053 | | | 552 400 047 | |
| 1.2 TCe 120 (88 kW) *  | | 570 901 076 | 554 400 053 | | | 552 400 047 | |
| 1.2 TCe 120 (87 kW) / 1.5 dCi 110 / 1.5 dCi 90  | | 570 901 076 | | | 570 500 076 | | |
| 1.5 dCi 75 *  | | 570 901 076 | 574 402 075 | | 570 500 076 | 572 409 068 | |
| CLIO IV Box | 14 → | | | | | | |
| 0.9 TCe 90 / 1.5 dCi 75 / 1.5 dCi 90  | | 570 901 076 | | | 570 500 076 | | |
| 1.2 16V *  | | 570 901 076 | 554 400 053 | | | 552 400 047 | |




 FOR CARS WITH START/STOP (MUST REPLACE AGM WITH AGM, EFB WITH EFB)
















* PLEASE CHECK AS MORE THAN ONE DIFFERENT SIZE BATTERIES CAN BE FITTED DEPENDING ON: - ELECTRICAL OPTIONS
- CLIMATE REGION
- BUILD OE

|   |  | SILVER dynamic | | | BLUE dynamic | | BLACK dynamic |
|---|---|----------------|----------------------------|-----|--------------|----------------------------|---------------|
| | | AGM | SLI | Aux | EFB | SLI | SLI |
| RENAULT | | | | | | | |
| DOKKER | 13 → | | | | | | |
| 1.5 dCi | | | 563 400 061 | | | 560 408 054 | |
| 1.6 | | | 554 400 053 | | | 552 400 047 | |
| DUSTER (HS_) | 11 → | | | | | | |
| 1.5 dCi / 1.5 dCi 4x4 / 2.0 | | | 563 400 061 | | | 560 408 054 | |
| 1.6 16V | | | 554 400 053 | | | 552 400 047 | |
| 2.0 4x4 * | | | | | | 574 012 068 560 408 054 | |
| ESPACE I (J11_) | 84 - 92 | | | | | | |
| 2.0 i / 2.0 i Quadra / 2.0 / 2.2 / 2.2 Quadra | | | 563 400 061 | | | 560 408 054 | |
| 2.1 TD | | | 577 400 078 | | | 574 012 068 | |
| ESPACE II (J/S63_) | 91 - 97 | | | | | | |
| 2.0 / 2.1 RTDT Quadra / 2.1 TD / 2.2 4x4 / 2.2 / 2.8 V6 | | | 577 400 078 | | | 574 012 068 | |
| ESPACE III (JEO_) | 96 - 02 | | | | | | |
| 1.9 dTi | | | 563 400 061 | | | 560 408 054 | |
| 2.0 / 2.0 16V | | | 561 400 060 | | | 560 409 054 | |
| 2.2 12V TD / 2.2 D / 2.2 dCi / 3.0 / 3.0 V6 24V | | | 577 400 078 | | | 574 012 068 | |
| ESPACE IV (JK0/1_) | 02 → | | | | | | |
| 1.9 dCi / 2.2 dCi / 3.0 dCi (133/130 kW) | | | 585 200 080 | | | 580 406 074 | |
| 2.0 dCi | | | 585 200 080 | | | 580 406 074 580 400 074 | |
| 2.0 / 2.0 Turbo / 3.0 dCi (120 kW) / 3.5 V6 | | | 577 400 078 | | | 574 012 068 | |
| ESPACE V (JR_) | 15 → | | | | | | |
| 1.6 dCi 130 / 1.6 dCi 160 / 1.6 TCe 200  | | 570 901 076 | | | 570 500 076 | | |
| ESTAFETTE (213_) | 62 - 81 | | | | | | |
| 1.1 / 1.3 | | | 554 400 053 | | | 552 400 047 | 545 412 040 |
| EXPRESS Pickup | 95 - 99 | | | | | | |
| 1.9 D | | | 563 400 061 | | | 560 408 054 | |
| FLUENCE (L3_) | 10 → | | | | | | |
| 1.5 dCi (70 kW) *  | | 570 901 076 | 563 400 061 | | 570 500 076 | 560 408 054 | |
| 1.5 dCi (63 kW) | | | 574 402 075 | | | 572 409 068 | |
| 1.5 dCi (66 kW) | | | 563 400 061 | | | 560 408 054 | |
| 1.6 | | | 554 400 053 | | | 552 400 047 | |
| 1.6 16V (78 kW) * | | 570 901 076 | 554 400 053 | | | 574 012 068 | |
| 1.6 16V (81 kW) / Z.E. | | | 554 400 053 | | | | |
| 1.6 dCi | | 570 901 076 | | | | | |
| 1.6 LPG 16V | | 570 901 076 | 577 400 078 | | | 574 012 068 | |
| 2.0 16V * | | | 554 400 053 552 401 052 | | | | |
| FUEGO (136_) | 80 - 92 | | | | | | |
| 1.4 TL/GTL / 1.6 / 1.6 TS/GTS | | | | | | | 545 077 030 |
| 1.6 Turbo / 2.0 TX/GTX | | | 554 400 053 | | | 552 400 047 | 545 412 040 |
| 2.1 TD | | | 577 400 078 | | | 574 012 068 | 570 409 064 |
| KADJAR (HA_, HL_) | 15 → | | | | | | |
| 1.2 TCe 130 / 1.5 dCi 110 / 1.6 dCi 130 / 1.6 dCi 130 4x4 / 1.6 TCe 165  | | 570 901 076 | | | 570 500 076 | | |
| KANGOO (KC0/1_) | 97 → | | | | | | |
| 1.2 16V / 1.2 / 1.4 / 1.6 / 1.6 16V / 1.6 16V 4x4 / 1.6 16V bivalent | | | 554 400 053 | | | 552 400 047 | |
| 1.5 dCi / 1.9 dCi 4x4 / 1.9 dTi / 1.9 RXED / D 55 1.9 / D 65 1.9 / D 65 1.9 | | | 563 400 061 | | | 560 408 054 | |
| KANGOO Express (FC0/1_) | 97 → | | | | | | |
| 1.2 16V / 1.2 BiFuel / 1.2 / 1.4 / 1.6 16V / 1.6 16V 4x4 / 1.6 16V bivalent / 1.2 | | | 554 400 053 | | | 552 400 047 | |
| 1.5 dCi (45 kW) | | | 563 400 061 | | | 560 408 054 | |
| 1.5 dCi (60 kW) / 1.9 dCi 4x4 / 1.9 dCi / 1.9 D / 1.9 dTi / D 55 1.9 / D 65 1.9 / D 65 1.9 | | | 577 400 078 | | | 574 012 068 | |
| KANGOO / GRAND KANGOO (KW0/1_) | 08 → | | | | | | |
| 1.2 TCe 115  | | 570 901 076 | 577 400 078 | | 570 500 076 | 574 012 068 | |
| 1.5 dCi (78 kW) / 1.5 dCi 110 *  | | 570 901 076 | 563 400 061 | | 570 500 076 | 560 408 054 | |
| 1.5 dCi (50 kW) | | | 563 400 061 | | | 560 408 054 | |
| 1.6 16V Hi-Flex | | | 554 400 053 | | | | |
| 1.6 16V / 1.6 | | | 554 400 053 | | | 552 400 047 | |
| Z.E. | | | | | | 574 012 068 | |
| KANGOO Express (FW0/1_) | 08 → | | | | | | |
| 1.2 TCe 115 / 1.5 dCi 90  | | 570 901 076 | 577 400 078 | | 570 500 076 | 574 012 068 | |
| 1.5 dCi / 1.5 dCi 85 / Z.E. | | | 577 400 078 | | | 574 012 068 | |
| 1.5 dCi 110 / 1.5 dCi 75 *  | | 570 901 076 | 563 400 061 | | 570 500 076 | 560 408 054 | |
| 1.6 / 1.6 16V | | | 554 400 053 | | | | |
| 1.6 16V LPG | | | 554 400 053 | | | 552 400 047 | |

R

 FOR CARS WITH START/STOP (MUST REPLACE AGM WITH AGM, EFB WITH EFB)
 * PLEASE CHECK AS MORE THAN ONE DIFFERENT SIZE BATTERIES CAN BE FITTED DEPENDING ON: - ELECTRICAL OPTIONS
 - CLIMATE REGION
 - BUILD OE







RENAULT

|   |  | SILVER dynamic | | | BLUE dynamic | | BLACK dynamic |
|---|---|----------------------------|----------------------------|-----|--------------|-------------|---------------|
| | | AGM | SLI | Aux | EFB | SLI | SLI |
| RENAULT | | | | | | | |
| KANGOO BE BOP (KW0/1_) | 09 → | | | | | | |
| 1.5 dCi | | | 563 400 061 | | | 560 408 054 | |
| 1.5 dCi 75 *  | | 570 901 076 | 563 400 061 | | 570 500 076 | 560 408 054 | |
| 1.6 | | | 554 400 053 | | | | |
| KOLEOS I (HY_) | 08 → | | | | | | |
| 2.0 dCi 4x4 (127 kW) * | | 570 901 076 | | | 565 501 065 | 574 012 068 | |
| 2.0 dCi 4x4 (110 kW) / 2.0 dCi / 2.5 4x4 / 2.5 * | | 570 901 076 | | | 565 501 065 | 570 412 063 | |
| LAGUNA I (B56_, 556_) | 93 - 02 | | | | | | |
| 1.6 16V / 1.8 / 1.8 16V / 2.0 / 2.0 16V | | | 561 400 060 | | | 560 409 054 | |
| 1.9 dCi / 1.9 dTi / 3.0 24V / 3.0 24V / 3.0 / 3.0 24V | | | 563 400 061 | | | 560 408 054 | |
| 2.2 D / 2.2 dT | | | 577 400 078 | | | 574 012 068 | |
| LAGUNA I Grandtour (K56_) | 95 - 02 | | | | | | |
| 1.6 16V | | | 561 400 060 | | | 560 409 054 | |
| 1.8 16V / 1.8 / 1.9 dCi / 1.9 dTi / 2.0 / 2.0 16V | | | 563 400 061 | | | 560 408 054 | |
| 2.2 D / 2.2 dT / 3.0 24V / 3.0 | | | 577 400 078 | | | 574 012 068 | |
| LAGUNA II (BG0/1_) | 01 - 07 | | | | | | |
| 1.6 16V / 1.8 16V / 2.0 16V / 2.0 16V IDE / 2.0 16V Turbo | | | 561 400 060 | | | 560 409 054 | |
| 1.9 dCi / 1.9 dCi / 2.2 dCi / 3.0 V6 24V | | | 574 402 075 | | | 572 409 068 | |
| 2.0 dCi *  | | 570 901 076 | 574 402 075 | | | 572 409 068 | |
| LAGUNA II Grandtour (KG0/1_) | 01 - 07 | | | | | | |
| 1.6 16V / 2.0 16V IDE / 2.0 16V (99/125/150 kW) / 2.0 16V Turbo | | | 561 400 060 | | | 560 409 054 | |
| 1.6 FlexFuel | | | 554 400 053 | | | 552 400 047 | |
| 1.8 16V / 2.0 16V (98 kW) | | | 563 400 061 | | | 560 408 054 | |
| 1.9 dCi / 1.9 dCi / 2.0 dCi / 2.2 dCi / 3.0 V6 24V | | | 574 402 075 | | | 572 409 068 | |
| LAGUNA III (BT0/1) | 07 - 15 | | | | | | |
| 1.5 dCi / 3.0 dCi / 3.5 V6 | | | 577 400 078 | | | 574 012 068 | |
| 1.6 16V / 2.0 16V / 2.0 16V Hi-Flex / 2.0 16V Turbo / 2.0 GT | | | 563 400 061 | | | 560 408 054 | |
| 2.0 dCi (110 kW)  | | 580 901 080 | 585 400 080 | | | | |
| 2.0 dCi (96 kW) *  | | 580 901 080 | 585 200 080 | | | 580 406 074 | |
| 2.0 dCi GT | | | 585 200 080 | | | 580 406 074 | |
| LAGUNA III Grandtour (KT0/1) | 07 - 15 | | | | | | |
| 1.5 dCi *  | | 580 901 080 | 577 400 078 | | | 574 012 068 | |
| 1.6 16V / 2.0 16V Hi-Flex / 2.0 16V / 2.0 16V Turbo / 2.0 GT | | | 563 400 061 | | | 560 408 054 | |
| 2.0 dCi GT | | | 585 200 080 | | | 580 406 074 | |
| 2.0 dCi (110 kW)  | | 580 901 080 | 585 400 080 | | | | |
| 2.0 dCi (96 kW) *  | | 580 901 080 | 585 200 080 | | | 580 406 074 | |
| 3.0 dCi / 3.5 V6 | | | 577 400 078 | | | 574 012 068 | |
| LAGUNA Coupe (DT0/1) | 08 - 15 | | | | | | |
| 1.5 dCi / 3.5 V6 | | | 577 400 078 | | | 574 012 068 | |
| 2.0 16V Turbo / 2.0 GT | | | 563 400 061 | | | 560 408 054 | |
| 2.0 dCi *  | | 580 901 080 | 585 200 080 | | | 580 406 074 | |
| 2.0 dCi GT / 3.0 dCi (173 kW) | | | 585 200 080 | | | 580 406 074 | |
| 3.0 dCi (177 kW) *  | | 605 901 095 | 600 402 083 | | | 595 402 080 | |
| LATITUDE (L70_) | 10 → | | | | | | |
| 1.5 dCi *  | | 570 901 076 | 563 400 061 | | | 560 408 054 | |
| 2.0 16V (102 kW) * | | | 585 200 080 577 400 078 | | | | |
| 2.0 16V eco2 Flexfuel / 2.0 16V (103 kW) | | | 563 400 061 | | | 560 408 054 | |
| 2.0 dCi / 2.0 dCi 175 | | | 577 400 078 | | | 574 012 068 | |
| 2.0 dCi 130 *  | | 580 901 080 570 901 076 | 585 200 080 | | | 574 012 068 | |
| 2.0 dCi 150  | | 570 901 076 | 577 400 078 | | | 574 012 068 | |
| 2.5 V6 | | | 600 402 083 | | | 595 402 080 | |
| 3.0 dCi 240 | | | 585 200 080 | | | 580 406 074 | |
| LOGAN I (LS_) | 04 → | | | | | | |
| 1.4 / 1.5 dCi (48 kW) / 1.6 | | | 554 400 053 | | | 552 400 047 | |
| 1.5 dCi (63 kW) | | | 561 400 060 | | | 560 409 054 | |
| 1.5 dCi (50 kW) | | | 563 400 061 | | | 560 408 054 | |
| LOGAN I Estate (KS_) | 07 → | | | | | | |
| 1.4 / 1.5 dCi (66/48 kW) / 1.6 | | | 554 400 053 | | | 552 400 047 | |
| 1.5 dCi (63 kW) | | | 561 400 060 | | | 560 409 054 | |
| 1.5 dCi (50 kW) | | | 563 400 061 | | | 560 408 054 | |
| LOGAN EXPRESS (US_) | 07 → | | | | | | |
| 1.5 dCi | | | 563 400 061 | | | 560 408 054 | |
| 1.6 | | | 554 400 053 | | | 552 400 047 | |
| LOGAN II (L8_) | 12 → | | | | | | |
| 1.2 / 1.2 16V LPG / 1.6 | | | 554 400 053 | | | 552 400 047 | |
| 1.5 dCi | | 570 901 076 | 577 400 078 | | | | |



 FOR CARS WITH START/STOP (MUST REPLACE AGM WITH AGM, EFB WITH EFB)


















* PLEASE CHECK AS MORE THAN ONE DIFFERENT SIZE BATTERIES CAN BE FITTED DEPENDING ON: - ELECTRICAL OPTIONS
- CLIMATE REGION
- BUILD OE

|   |  | SILVER dynamic | | | BLUE dynamic | | BLACK dynamic |
|---|---|----------------|----------------------------|-----|--------------|----------------------------|---------------|
| | | AGM | SLI | Aux | EFB | SLI | SLI |
| RENAULT | | | | | | | |
| LOGAN II Estate (K8_) | 13 → | | | | | | |
| 1.2 16V / 1.2 16V LPG / 1.6 | | | 554 400 053 | | | 552 400 047 | |
| 1.5 dCi | | 570 901 076 | 577 400 078 | | | | |
| MEGANE I (BA0/1_) | 95 - 04 | | | | | | |
| 1.4 16V / 1.4 e / 1.6 16V / 1.9 dCi | | | 554 400 053 | | | | |
| 1.4 Eco / 1.6 e / 1.6 i / 1.6 i | | | 554 400 053 | | | 552 400 047 | 545 412 040 |
| 1.6 LPG / 1.8 16V | | | 554 400 053 | | | 552 400 047 | |
| 1.9 D / 2.0 / 2.0 16V / 2.0 i / 2.0 | | | 563 400 061 | | | 560 408 054 | |
| 1.9 DCi / 1.9 D Eco / 1.9 dT / 1.9 DTi / 1.9 dTi / 1.9 TDI | | | 577 400 078 | | | 574 012 068 | |
| MEGANE I Classic (LA0/1_) | 96 - 08 | | | | | | |
| 1.4 16V / 1.4 | | | 554 400 053 | | | 552 400 047 | |
| 1.6 16V / 1.8 16V / 2.0 / 2.0 i / 2.0 | | | 563 400 061 | | | 560 408 054 | |
| 1.6 e / 1.6 i / 1.6 i | | | 554 400 053 | | | 552 400 047 | 545 412 040 |
| 1.9 dCi / 1.9 dTi | | | 554 400 053 | | | | |
| 1.9 D / 1.9 dT / 1.9 TDI | | | 577 400 078 | | | 574 012 068 | |
| MEGANE I Grandtour (KA0/1_) | 99 - 03 | | | | | | |
| 1.4 16V / 1.4 e / 1.6 16V / 1.6 e / 1.8 16V | | | 554 400 053 | | | 552 400 047 | |
| 1.9 dCi / 1.9 D / 1.9 dTi | | | 554 400 053 | | | | |
| MEGANE I Coach (DA0/1_) | 96 - 03 | | | | | | |
| 1.4 16V | | | 554 400 053 | | | 552 400 047 | |
| 1.6 16V | | | 563 400 061 | | | 560 408 054 | |
| 1.6 e | | | 554 400 053 | | | 552 400 047 | 545 412 040 |
| 1.9 dCi / 1.9 dTi / 2.0 16V (102 kW) / 2.0 16V IDE / 2.0 i | | | 554 400 053 | | | | |
| 2.0 16V (108 kW) | | | 563 400 061 | | | 560 408 054 | 556 400 048 |
| MEGANE I Cabriolet (EA0/1_) | 96 - 03 | | | | | | |
| 1.4 16V | | | 554 400 053 | | | 552 400 047 | |
| 1.6 16V / 2.0 16V (102 kW) / 2.0 | | | 563 400 061 | | | 560 408 054 | |
| 1.6 e | | | 554 400 053 | | | 552 400 047 | 545 412 040 |
| 2.0 16V (108 kW) | | | 563 400 061 | | | 560 408 054 | 556 400 048 |
| 2.0 16V IDE / 2.0 i | | | 554 400 053 | | | | |
| MEGANE Scenic (JA0/1_) | 96 - 01 | | | | | | |
| 1.4 i / 1.6 16V * | | | 554 400 053 552 401 052 | | | 544 402 044 | 541 400 036 |
| 1.6 e / 1.6 i / 1.9 D / 1.9 dTi / 1.9 dT | | | 577 400 078 | | | 574 012 068 | 570 409 064 |
| 2.0 i | | | 563 400 061 | | | 560 408 054 | 556 400 048 |
| MEGANE II (BM0/1_, CM0/1_) | 01 - 12 | | | | | | |
| 1.4 16V | | | 554 400 053 | | | | |
| 1.5 dCi / 1.9 dCi / 2.0 dCi | | | 574 402 075 | | | 572 409 068 | |
| 1.6 / 2.0 (102/102 kW) / 2.0 16V / 2.0 (102/102 kW) / 2.0 Renault Sport | | | 561 400 060 | | | 560 409 054 | |
| 1.6 16V / 1.6 Flex-Fuel / 2.0 (169 kW) | | | 563 400 061 | | | 560 408 054 | |
| 1.6 Bifuel | | | 554 400 053 | | | 552 400 047 | |
| 2.0 16V Turbo * | | | 554 400 053 552 401 052 | | | 544 402 044 | |
| MEGANE II Saloon (LM0/1_) | 03 → | | | | | | |
| 1.4 | | | 554 400 053 | | | | |
| 1.5 dCi / 1.9 dCi / 2.0 dCi | | | 574 402 075 | | | 572 409 068 | |
| 1.6 (83 kW) / 1.6 16V / 1.6 Hi-Flex / 1.6 Hi-Flex | | | 563 400 061 | | | 560 408 054 | |
| 1.6 (81 kW) / 2.0 | | | 561 400 060 | | | 560 409 054 | |
| MEGANE II Estate (KM0/1_) | 03 - 12 | | | | | | |
| 1.4 | | | 554 400 053 | | | 552 400 047 | |
| 1.5 dCi / 1.9 dCi / 2.0 dCi | | | 574 402 075 | | | 572 409 068 | |
| 1.6 / 1.6 16V / 1.6 16V Hi-Flex | | | 563 400 061 | | | 560 408 054 | |
| 2.0 | | | 561 400 060 | | | 560 409 054 | |
| MEGANE II Coupé-Cabriolet (EM0/1_) | 03 - 10 | | | | | | |
| 1.5 dCi / 1.9 dCi / 2.0 dCi | | | 574 402 075 | | | 572 409 068 | |
| 1.6 (83 kW) / 1.6 16V / 2.0 (102 kW) | | | 563 400 061 | | | 560 408 054 | |
| 1.6 (77 kW) | | | 554 400 053 | | | 552 400 047 | |
| 2.0 (99 kW) / 2.0 16V Turbo | | | 561 400 060 | | | 560 409 054 | |
| MEGANE III Hatchback (BZ0/1_) | 08 → | | | | | | |
| 1.2 TCe  | | 570 901 076 | | | | | |
| 1.4 TCe | | | 554 400 053 | | | | |
| 1.5 dCi (78 kW) / 1.6 16V Bifuel / 2.0 / 2.0 CVT / 2.0 TCe (132 kW) | | | 563 400 061 | | | 560 408 054 | |
| 1.5 dCi (81 kW) *  | | 570 901 076 | 563 400 061 | | 570 500 076 | 560 408 054 | |
| 1.6 16V (82 kW) | | | 554 400 053 | | | 552 400 047 | |
| 1.6 16V (85 kW) * | | | | | | 560 408 054 552 400 047 | |
| 1.6 dCi / 2.0 TCe (140 kW) / 2.0 TCe 220  | | 570 901 076 | | | 570 500 076 | | |
| 1.9 dCi / 2.0 dCi | | | 577 400 078 | | | 574 012 068 | |

△ FOR CARS WITH START/STOP (MUST REPLACE AGM WITH AGM, EFB WITH EFB)
 * PLEASE CHECK AS MORE THAN ONE DIFFERENT SIZE BATTERIES CAN BE FITTED DEPENDING ON:
 - ELECTRICAL OPTIONS
 - CLIMATE REGION
 - BUILD OE

R


















RENAULT

|   |  | SILVER dynamic | | | BLUE dynamic | | BLACK dynamic |
|---|---|----------------|----------------------------|-----|----------------------------|----------------------------|---------------|
| | | AGM | SLI | Aux | EFB | SLI | SLI |
| RENAULT | | | | | | | |
| MEGANE III Grandtour (KZ0/1) | 08 → | | | | | | |
| 1.2 TCe  | | 570 901 076 | | | | | |
| 1.4 TCe / 2.0 TCe (132 kW) | | | 554 400 053 | | | 552 400 047 | |
| 1.5 dCi (63 kW) / 1.6 16V Bifuel / 1.6 16V / 2.0 CVT | | | 563 400 061 | | | 560 408 054 | |
| 1.5 dCi (70 kW) / 2.0 TCe (140 kW) *  | | 570 901 076 | 563 400 061 | | 570 500 076 | 560 408 054 | |
| 1.6 dCi  | | 570 901 076 | | | 570 500 076 | | |
| 1.9 dCi / 2.0 dCi | | | 577 400 078 | | | 574 012 068 | |
| 2.0 TCe (162 kW)  | | 570 901 076 | 577 400 078 | | | 574 012 068 | |
| MEGANE III Coupe (DZ0/1_) | 08 → | | | | | | |
| 1.2 TCe  | | 570 901 076 | | | | | |
| 1.4 TCe * | | | 563 400 061 554 400 053 | | | | |
| 1.5 dCi (70 kW) / 1.6 dCi / 2.0 R.S. / 2.0 TCe (140 kW) / 2.0 TCe 220  | | 570 901 076 | | | 570 500 076 | | |
| 1.5 dCi (81 kW) *  | | 570 901 076 | 563 400 061 | | 570 500 076 | 560 408 054 | |
| 1.5 dCi (63 kW) / 1.6 16V Bifuel / 2.0 CVT / 2.0 TCe (184 kW) | | | 563 400 061 | | | 560 408 054 | |
| 1.6 16V / 2.0 TCe (132 kW) | | | 554 400 053 | | | 552 400 047 | |
| 1.9 dCi / 2.0 dCi | | | 577 400 078 | | | 574 012 068 | |
| MEGANE CC (EZ0/1_) | 10 → | | | | | | |
| 1.2 TCe  | | 570 901 076 | | | | | |
| 1.4 TCe | | | 554 400 053 | | | 552 400 047 | |
| 1.5 dCi *  | | 570 901 076 | 574 402 075 | | 570 500 076 | 572 409 068 | |
| 1.6 16V / 2.0 CVT / 2.0 TCe | | | 563 400 061 | | | 560 408 054 | |
| 1.6 dCi / 2.0 Turbo  | | 570 901 076 | | | 570 500 076 | | |
| 1.9 dCi / 2.0 dCi | | | 577 400 078 | | | 574 012 068 | |
| MEGANE IV Hatchback (B9A/M/N_) | 15 → | | | | | | |
| 1.2 TCe 100 / 1.2 TCe 130 *  | | | | | 570 500 076 560 500 064 | | |
| 1.5 dCi 110 / 1.5 dCi 90 / 1.6 dCi 130 / 1.6 dCi 165 / 1.6 TCe 205 / 2.0 RS TCe 275  | | 570 901 076 | | | 570 500 076 | | |
| 1.6 16V * | | | | | | 574 012 068 560 408 054 | |
| MEGANE IV Grandtour (K9A/M/N_) | 16 → | | | | | | |
| 1.2 TCe 100 / 1.2 TCe 130 *  | | | | | 570 500 076 560 500 064 | | |
| 1.5 dCi 110 / 1.5 dCi 90 / 1.6 dCi 130 / 1.6 dCi 165 / 1.6 TCe 205  | | 570 901 076 | | | 570 500 076 | | |
| MODUS / GRAND MODUS (F/JPO_) | 04 → | | | | | | |
| 1.2 / 1.2 16V Hi-Flex / 1.2 16V / 1.4 / 1.6 (65 kW) * | | | 554 400 053 552 401 052 | | | 544 402 044 | |
| 1.5 dCi 75 / 1.5 dCi 90 / 1.6 (82 kW) | | | 561 400 060 | | | 560 409 054 | |
| 1.5 dCi | | | 574 402 075 | | | 572 409 068 | |
| RAPID Box (F40_, G40_) | 85 - 01 | | | | | | |
| 1.0 / 1.1 / 1.2 / 1.4 / 1.4 Cat * | | | 554 400 053 552 401 052 | | | 544 402 044 | 541 400 036 |
| 1.6 D (40 kW) | | | 563 400 061 | | | 560 408 054 | 556 400 048 |
| 1.6 D (40 kW) / 1.9 D | | | 577 400 078 | | | 574 012 068 | 570 409 064 |
| RODEO 4 (ACL_) | 71 - 81 | | | | | | |
| 0.8 | | | | | | | 545 077 030 |
| RODEO 5 (4D_, 5E_) | 81 - 87 | | | | | | |
| 1.1 | | | | | | | 545 077 030 |
| RODEO 6 (ACL_) | 70 - 81 | | | | | | |
| 1.1 | | | | | | | 545 077 030 |
| SAFRANE I (B54_) | 92 - 97 | | | | | | |
| 2.0 12V / 2.0 / 2.2 | | | 563 400 061 | | | 560 408 054 | 556 400 048 |
| 2.1 dT / 3.0 Biturbo 4x4 / 3.0 V6 4x4 / 3.0 V6 | | | 577 400 078 | | | 574 012 068 | 570 409 064 |
| 2.5 dT / 3.0 | | | 600 402 083 | | | 595 402 080 | 590 122 072 |
| SAFRANE II (B54_) | 96 - 00 | | | | | | |
| 2.0 16V / 2.5 20V | | 560 901 068 | 563 400 061 | | | | |
| 2.2 dT / 3.0 V6 | | | 577 400 078 | | | 574 012 068 | |
| 2.9 24V | | | 574 402 075 | | 565 500 065 | | |
| SANDERO/STEPWAY I (BS_) | 07 → | | | | | | |
| 1.4 * | | | 554 400 053 552 401 052 | | | 544 402 044 | |
| 1.6 (75 kW) | | | 554 400 053 | | | 552 400 047 | |
| 1.6 (64 kW) | | | 561 400 060 | | | 560 409 054 | |
| SANDERO/STEPWAY II (B8_) | 13 → | | | | | | |
| 1.2 16V / 1.2 16V LPG / 1.6 / 1.6 16V | | | 554 400 053 | | | 552 400 047 | |
| 1.5 dCi | | | 563 400 061 | | | 560 408 054 | |
| SCÉNIC I MPV (JA0/1_, FA0_) | 99 - 03 | | | | | | |
| 1.4 16V / 1.6 (75/79/79 kW) / 1.8 16V / 2.0 16V / 2.0 16V RX4 | | | 563 400 061 | | | 560 408 054 | |



 FOR CARS WITH START/STOP (MUST REPLACE AGM WITH AGM, EFB WITH EFB)








* PLEASE CHECK AS MORE THAN ONE DIFFERENT SIZE BATTERIES CAN BE FITTED DEPENDING ON: - ELECTRICAL OPTIONS
- CLIMATE REGION
- BUILD OE

|   |  | SILVER dynamic | | | BLUE dynamic | | BLACK dynamic |
|--|---|----------------|----------------------------|-----|--------------|----------------------------|---------------|
| | | AGM | SLI | Aux | EFB | SLI | SLI |
| RENAULT | | | | | | | |
| SCÉNIC I MPV (JA0/1_, FA0_) | 99 - 03 | | | | | | |
| 1.6 (81 kW) / 1.6 BiFuel / 1.8 4x4 / 1.9 D | | | 561 400 060 | | | 560 409 054 | |
| 1.6 16V | | | 554 400 053 | | | 552 400 047 | |
| 1.9 dCi / 1.9 dCi RX4 / 1.9 dTi | | | 577 400 078 | | | 574 012 068 | |
| SCÉNIC II (JM0/1_) | 03 → | | | | | | |
| 1.4 * | | | 554 400 053 552 401 052 | | | 544 402 044 | |
| 1.5 dCi / 1.9 dCi (88/96/81 kW) | | | 574 402 075 | | | 572 409 068 | |
| 1.6 (77 kW) | | | 561 400 060 | | | 560 409 054 | |
| 1.6 16V | | | 561 400 060 | | | 560 409 054 560 408 054 | |
| 1.6 Hi-Flex | | 560 901 068 | 563 400 061 | | | | |
| 1.6 (83 kW) / 2.0 (101 kW) / 2.0 16V Turbo | | | 563 400 061 | | | 560 408 054 | |
| 1.9 D / 2.0 dCi | | | 577 400 078 | | | 574 012 068 | |
| 1.9 dCi (92 kW) | | | 574 402 075 | | | 574 012 068 572 409 068 | |
| 2.0 (99 kW) | | | 561 400 060 | | | 572 409 068 560 409 054 | |
| GRAND SCÉNIC II (JM0/1_) | 04 → | | | | | | |
| 1.5 dCi (60 kW) / 1.9 dCi (88/96/81 kW) / 2.0 dCi | | | 574 402 075 | | | 572 409 068 | |
| 1.5 dCi (76 kW) / 1.6 / 1.6 Flex / 2.0 | | | 561 400 060 | | | 560 409 054 | |
| 1.9 dCi (85 kW) | | | 577 400 078 | | | 574 012 068 | |
| SCÉNIC III (JZ0/1_) | 09 → | | | | | | |
| 1.2 TCe / 1.6 dCi  | | 570 901 076 | | | | | |
| 1.4 16V | | | 554 400 053 | | | | |
| 1.5 dCi (81 kW) *  | | 570 901 076 | 563 400 061 | | | 560 408 054 | |
| 1.5 dCi (63 kW) / 1.6 E85 / 2.0 16V | | | 563 400 061 | | | 560 408 054 | |
| 1.6 16V Bifuel | | | 554 400 053 | | | 552 400 047 | |
| 1.6 16V *  | | 570 901 076 | 554 400 053 | | | | |
| 1.9 dCi / 2.0 dCi * | | | 585 400 080 577 400 078 | | | 574 012 068 | |
| GRAND SCÉNIC III (JZ0/1_) | 09 → | | | | | | |
| 1.2 TCe  | | 570 901 076 | | | | | |
| 1.4 16V | | | 554 400 053 | | | | |
| 1.5 dCi (81 kW) *  | | 570 901 076 | 563 400 061 | | | 560 408 054 | |
| 1.5 dCi (63 kW) | | | 577 400 078 | | | 574 012 068 | |
| 1.5 dCi (70 kW) / 1.6 16V | | | 561 400 060 | | | 560 409 054 | |
| 1.6 16V Bifuel (81 kW) | | 560 901 068 | 563 400 061 | | | | |
| 1.6 16V Bifuel (79 kW)  | | 570 901 076 | | | | 574 012 068 560 408 054 | |
| 1.6 dCi  | | 570 901 076 | | | 570 500 076 | | |
| 1.9 dCi / 2.0 dCi * | | | 585 400 080 577 400 078 | | | 574 012 068 | |
| 2.0 16V *  | | 570 901 076 | 574 402 075 | | | 572 409 068 | |
| SCÉNIC IV (J9_) | 16 → | | | | | | |
| 1.2 TCe 115 / 1.2 TCe 130 / 1.5 dCi 110 / 1.5 dCi 95 / 1.6 dCi 130 / 1.6 dCi 160  | | 570 901 076 | | | 570 500 076 | | |
| GRAND SCÉNIC IV (R9_) | 16 → | | | | | | |
| 1.2 TCe 115 / 1.2 TCe 130 / 1.5 dCi 110 / 1.6 dCi 130 / 1.6 dCi 160  | | 570 901 076 | | | 570 500 076 | | |
| SPORT SPIDER (EFO_) | 95 - 99 | | | | | | |
| 2.0 / 2.0 16V | | | 563 400 061 | | | 560 408 054 | 556 400 048 |
| TALISMAN (L2M_) | 15 → | | | | | | |
| 1.5 dCi 110 / 1.6 TCe 150 / 1.6 TCe 200  | | 570 901 076 | | | 570 500 076 | | |
| 1.6 dCi 130 / 1.6 dCi 160  | | 570 901 076 | 577 400 078 | | 570 500 076 | | |
| TALISMAN Grandtour (KP_) | 16 → | | | | | | |
| 1.5 dCi 110 / 1.6 dCi 130 / 1.6 dCi 160 / 1.6 TCe 150 / 1.6 TCe 200  | | 570 901 076 | | | 570 500 076 | | |
| THALIA I (LB_) | 98 → | | | | | | |
| 1.2 16V * | | | 554 400 053 552 401 052 | | | 544 402 044 | |
| 1.4 / 1.4 16V / 1.6 / 1.6 16V | | | 554 400 053 | | | 552 400 047 | |
| 1.5 dCi | | | 561 400 060 | | | 560 409 054 | |
| 1.9 D | | | 577 400 078 | | | 574 012 068 | |
| THALIA II (LU1/2_) | 08 → | | | | | | |
| 0.9 TCe  | | 570 901 076 | | | | | |
| 1.2 16V / 1.4 / 1.6 16V * | | | 554 400 053 552 401 052 | | | 544 402 044 | |
| 1.2 LPG | | | 554 400 053 | | | 552 400 047 | |
| 1.5 dCi (62 kW) | | | 574 402 075 | | | 572 409 068 | |
| 1.5 dCi (48 kW) | | | 563 400 061 | | | 560 408 054 | |

R

△ FOR CARS WITH START/STOP (MUST REPLACE AGM WITH AGM, EFB WITH EFB)
 * PLEASE CHECK AS MORE THAN ONE DIFFERENT SIZE BATTERIES CAN BE FITTED DEPENDING ON: - ELECTRICAL OPTIONS
 - CLIMATE REGION
 - BUILD OE




RENAULT

|   |  | SILVER dynamic | | | BLUE dynamic | | BLACK dynamic |
|---|---|----------------|----------------------------|-----|--------------|-------------|---------------|
| | | AGM | SLI | Aux | EFB | SLI | SLI |
| RENAULT | | | | | | | |
| THALIA III (L8_) | 13 → | | | | | | |
| 0.9 TCe  | | 570 901 076 | | | | | |
| 1.2 16V / 1.6 16V | | | 554 400 053 | | | 552 400 047 | |
| 1.5 dCi | | | 563 400 061 | | | 560 408 054 | |
| TWINGO I (C06_) | 93 - 12 | | | | | | |
| 1.2 16V / 1.2 (43/40 kW) * | | | 554 400 053 552 401 052 | | | 544 402 044 | |
| 1.2 (40 kW) | | | 554 400 053 | | | 552 400 047 | 545 412 040 |
| 1.2 LPG | | | 554 400 053 | | | 552 400 047 | |
| TWINGO I Box (S06_) | 93 - 12 | | | | | | |
| 1.2 (40 kW) | | | 554 400 053 | | | 552 400 047 | 545 412 040 |
| 1.2 (43 kW) * | | | 554 400 053 552 401 052 | | | 544 402 044 | |
| TWINGO II (CNO_) | 07 → | | | | | | |
| 1.2 16V / 1.2 / 1.2 TCe 100 / 1.2 Turbo * | | | 554 400 053 552 401 052 | | | 544 402 044 | |
| 1.5 dCi 75 / 1.5 dCi 90 / 1.5 dCi / 1.6 RS | | | 563 400 061 | | | 560 408 054 | |
| TWINGO III (BCM_) | 14 → | | | | | | |
| 0.9 TCe 110  | | 560 901 068 | | | | | |
| 0.9 TCe 90  | | 560 901 068 | | | 560 500 064 | | |
| 1.0 SCe 70 *  | | 560 901 068 | 554 400 053 | | 560 500 064 | 552 400 047 | |
| VEL SATIS (BJ0_) | 02 → | | | | | | |
| 2.0 16V Turbo / 2.0 16V Turbo / 2.2 dCi (110/102/85 kW) / 3.0 dCi / 3.5 / 3.5 V6 | | | 577 400 078 | | | 574 012 068 | |
| 2.0 dCi / 2.2 dCi (83 kW) | | | 585 200 080 | | | 580 406 074 | |
| 2.0 Turbo | | | 574 402 075 | | | 572 409 068 | |
| WIND (E4M_) | 10 → | | | | | | |
| 1.2 / 1.2 TCe 100 / 1.6 * | | | 554 400 053 552 401 052 | | | 544 402 044 | |
| ZOE (BFM_) | 12 → | | | | | | |
| ZOE | | | 554 400 053 | | | | |
| 4 (112_) | 62 - 93 | | | | | | |
| 0.8 / 1.0 / 1.1 | | | | | | | 545 077 030 |
| 4 Box (R21_, R23_) | 66 - 93 | | | | | | |
| 0.8 / 1.0 / 1.1 | | | | | | | 545 077 030 |
| 5 (122_) | 72 - 85 | | | | | | |
| 0.8 / 1.0 / 1.1 / 1.3 / 1.3 Automatik / 1.4 / 1.4 Alpine A5 / 1.4 Alpine Turbo / 1.4 Automatik / 1.4 Turbo | | | | | | | 545 077 030 |
| 5 Box (238_) | 72 - 85 | | | | | | |
| 0.8 / 1.0 / 1.1 / 1.3 | | | | | | | 545 077 030 |
| 6 (118_) | 69 - 87 | | | | | | |
| 1.1 | | | | | | | 545 077 030 |
| SUPER 5 (B/C40_) | 84 - 96 | | | | | | |
| 1.0 / 1.1 / 1.2 / 1.4 / 1.4 Cat / 1.4 Turbo / 1.4 Turbo GT / 1.7 / 1.7 i | | | 554 400 053 | | | 552 400 047 | 545 412 040 |
| 1.6 D | | | 577 400 078 | | | 574 012 068 | 570 409 064 |
| SUPER 5 Box (S40_) | 84 - 96 | | | | | | |
| 1.0 / 1.1 / 1.2 / 1.4 | | | 554 400 053 | | | 552 400 047 | 545 412 040 |
| 1.6 D | | | 577 400 078 | | | 574 012 068 | 570 409 064 |
| 7 (124_) | 75 - 82 | | | | | | |
| 1.0 | | | | | | | 545 077 030 |
| 9 (L42_) | 81 - 97 | | | | | | |
| 1.1 / 1.2 / 1.4 Automatik / 1.4 / 1.4 Turbo / 1.7 | | | 554 400 053 | | | 552 400 047 | 545 412 040 |
| 1.6 D * | | | 577 400 078 | | | 574 012 068 | 570 144 064 |
| 11 (B/C37_) | 83 - 95 | | | | | | |
| 1.1 / 1.2 / 1.4 / 1.4 Turbo / 1.7 | | | 554 400 053 | | | 552 400 047 | 545 412 040 |
| 1.6 D * | | | 577 400 078 | | | 574 012 068 | 570 144 064 |
| 11 Box (S37_) | 83 - 89 | | | | | | |
| 1.1 / 1.2 / 1.4 | | | 554 400 053 | | | 552 400 047 | 545 412 040 |
| 1.6 D * | | | 577 400 078 | | | 574 012 068 | 570 144 064 |
| 14 (121_) | 76 - 83 | | | | | | |
| 1.2 / 1.4 | | | | | | | 545 077 030 |
| 18 (134_) | 78 - 94 | | | | | | |
| 1.4 / 1.6 / 1.6 TS | | | | | | | 545 077 030 |
| 1.6 Turbo / 1.6 Turbo Inj. / 2.0 / 2.2 i | | | 554 400 053 | | | 552 400 047 | 545 412 040 |
| 2.1 Diesel / 2.1 TD | | | 577 400 078 | | | 574 012 068 | 570 409 064 |
| 18 Variable (135_) | 79 - 94 | | | | | | |
| 1.4 / 1.6 / 1.6 4x4 (58 kW) / 1.6 TS * | | | 554 400 053 | | | 552 400 047 | 545 077 030 |



 FOR CARS WITH START/STOP (MUST REPLACE AGM WITH AGM, EFB WITH EFB)









* PLEASE CHECK AS MORE THAN ONE DIFFERENT SIZE BATTERIES CAN BE FITTED DEPENDING ON: - ELECTRICAL OPTIONS
- CLIMATE REGION
- BUILD OE

|   |  | SILVER <i>dynamic</i> | | | BLUE <i>dynamic</i> | | BLACK <i>dynamic</i> |
|---|---|--------------------------|-------------|-----|------------------------|-------------|-------------------------|
| | | AGM | SLI | Aux | EFB | SLI | SLI |
| RENAULT | | | | | | | |
| 18 Variable (135_) | 79 - 94 | | | | | | |
| 1.6 4x4 (54 kW) / 1.6 Turbo / 2.0 / 2.0 4x4 | | | 554 400 053 | | | 552 400 047 | 545 412 040 |
| 2.1 Diesel | | | 577 400 078 | | | 574 012 068 | 570 409 064 |
| 18 Box | 79 - 86 | | | | | | |
| 1.4 | | | | | | | 545 077 030 |
| 2.1 Diesel | | | 577 400 078 | | | 574 012 068 | 570 409 064 |
| 19 I (B/C53_) | 88 - 94 | | | | | | |
| 1.2 / 1.4 / 1.4 Cat / 1.7 | | | 554 400 053 | | | 552 400 047 | 545 412 040 |
| 1.8 16V / 1.9 DT | | | 563 400 061 | | | 560 408 054 | 556 400 048 |
| 1.9 D | | | 577 400 078 | | | 574 012 068 | 570 409 064 |
| 19 I Chamade (L53_) | 88 - 92 | | | | | | |
| 1.2 / 1.4 / 1.7 | | | 554 400 053 | | | 552 400 047 | 545 412 040 |
| 1.8 16V | | | 563 400 061 | | | 560 408 054 | 556 400 048 |
| 1.9 D / 1.9 TD | | | 577 400 078 | | | 574 012 068 | 570 409 064 |
| 19 I Cabriolet (D53_) | 91 - 92 | | | | | | |
| 1.7 | | | 554 400 053 | | | 552 400 047 | 545 412 040 |
| 1.8 16V | | | 563 400 061 | | | 560 408 054 | 556 400 048 |
| 19 I Box (S53_) | 88 - 92 | | | | | | |
| 1.2 / 1.4 | | | 554 400 053 | | | 552 400 047 | 545 412 040 |
| 1.9 D | | | 577 400 078 | | | 574 012 068 | 570 409 064 |
| 19 II (B/C53_) | 91 - 01 | | | | | | |
| 1.2 / 1.4 | | | 554 400 053 | | | 552 400 047 | 545 412 040 |
| 1.7 / 1.8 16V / 1.8 | | | 563 400 061 | | | 560 408 054 | 556 400 048 |
| 1.9 D / 1.9 dT | | | 577 400 078 | | | 574 012 068 | 570 409 064 |
| 19 II Chamade (L53_) | 92 - 03 | | | | | | |
| 1.4 | | | 554 400 053 | | | 552 400 047 | 545 412 040 |
| 1.7 / 1.8 / 1.8 16V | | | 563 400 061 | | | 560 408 054 | 556 400 048 |
| 1.9 D / 1.9 dT | | | 577 400 078 | | | 574 012 068 | 570 409 064 |
| 19 II Cabriolet (D53_, 853_) | 92 - 01 | | | | | | |
| 1.7 / 1.8 16V / 1.8 | | | 563 400 061 | | | 560 408 054 | 556 400 048 |
| 19 II Box (S53_) | 92 - 95 | | | | | | |
| 1.2 / 1.4 | | | 554 400 053 | | | 552 400 047 | 545 412 040 |
| 1.9 D / 1.9 dT * | | | 577 400 078 | | | 574 012 068 | 570 144 064 |
| 20 (127_) | 75 - 83 | | | | | | |
| 1.6 / 2.0 | | | 554 400 053 | | | 552 400 047 | 545 412 040 |
| 2.1 Diesel / 2.1 TD / 2.2 * | | | 577 400 078 | | | 574 012 068 | 570 144 064 |
| 21 (B48_) | 89 - 94 | | | | | | |
| 1.4 / 1.7 (66/54 kW) | | | 554 400 053 | | | 552 400 047 | 545 412 040 |
| 1.7 (55 kW) / 2.0 / 2.0 4x4 / 2.0 TXi / 2.1 D (50 kW) / 2.2 / 2.2 4x4 | | | 563 400 061 | | | 560 408 054 | 556 400 048 |
| 1.9 D / 2.1 D (51/53 kW) / 2.1 Turbo-D | | | 577 400 078 | | | 574 012 068 | 570 409 064 |
| 21 Saloon (L48_) | 86 - 97 | | | | | | |
| 1.4 | | | 554 400 053 | | | 552 400 047 | 545 412 040 |
| 1.7 / 2.0 / 2.0 4x4 / 2.0 Turbo 4x4 / 2.0 Turbo / 2.2 / 2.2 4x4 | | | 563 400 061 | | | 560 408 054 | 556 400 048 |
| 1.9 D / 2.1 D / 2.1 TD / 2.1 Turbo-D | | | 577 400 078 | | | 574 012 068 | 570 409 064 |
| 21 Estate (K48_) | 86 - 97 | | | | | | |
| 1.7 Cat / 1.7 | | | 554 400 053 | | | 552 400 047 | 545 412 040 |
| 1.9 D / 2.1 D 4x4 / 2.1 D / 2.1 Turbo-D | | | 577 400 078 | | | 574 012 068 | 570 409 064 |
| 2.0 / 2.0 4x4 / 2.2 4x4 / 2.2 | | | 563 400 061 | | | 560 408 054 | 556 400 048 |
| 21 Box (S48_) | 86 - 95 | | | | | | |
| 1.7 | | | 554 400 053 | | | 552 400 047 | 545 412 040 |
| 1.9 D / 2.1 D | | | 577 400 078 | | | 574 012 068 | 570 409 064 |
| 25 (B29_) | 84 - 93 | | | | | | |
| 2.0 / 2.0 12V / 2.4 V6 Turbo / 2.5 V6 Turbo / 2.7 V6 Injection / 2.8 V6 / 2.8 V6 Injection | | | 563 400 061 | | | 560 408 054 | 556 400 048 |
| 2.1 Diesel / 2.1 Turbo-D FWD | | | 577 400 078 | | | 574 012 068 | 570 409 064 |
| 2.2 | | | 554 400 053 | | | 552 400 047 | 545 412 040 |
| 30 (127_) | 75 - 86 | | | | | | |
| 2.1 Turbo-D * | | | 577 400 078 | | | 574 012 068 | 570 144 064 |
| 2.6 TS / 2.6 TX | | | 554 400 053 | | | 552 400 047 | 545 412 040 |
| TRAFIC Bus (T5, T6, T7) | 80 - 89 | | | | | | |
| 1.4 / 1.6 / 1.6 4x4 / 1.7 | | | 554 400 053 | | | 552 400 047 | 545 412 040 |
| 2.0 / 2.0 4x4 | | | 563 400 061 | | | 560 408 054 | 556 400 048 |
| 2.1 D / 2.1 D 4x4 | | | 577 400 078 | | | 574 012 068 | 570 409 064 |
| TRAFIC Box (T1, T3, T4, T2) | 80 - 89 | | | | | | |
| 1.4 / 1.6 / 1.6 4x4 / 1.7 | | | 554 400 053 | | | 552 400 047 | 545 412 040 |
| 2.0 / 2.0 4x4 | | | 563 400 061 | | | 560 408 054 | 556 400 048 |
| 2.1 D / 2.1 D 4x4 | | | 577 400 078 | | | 574 012 068 | 570 409 064 |

R

△ FOR CARS WITH START/STOP (MUST REPLACE AGM WITH AGM, EFB WITH EFB)
 * PLEASE CHECK AS MORE THAN ONE DIFFERENT SIZE BATTERIES CAN BE FITTED DEPENDING ON: - ELECTRICAL OPTIONS
 - CLIMATE REGION
 - BUILD OE












RENAULT


|   |  | SILVER dynamic | | | BLUE dynamic | | BLACK dynamic |
|---|---|----------------------------|-------------|-----|--------------|-------------|---------------|
| | | AGM | SLI | Aux | EFB | SLI | SLI |
| RENAULT | | | | | | | |
| TRAFIC Platform/Chassis (P6) | 80 - 89 | | | | | | |
| 1.4 / 1.6 / 1.7 / 2.0 (63 kW) | | | 554 400 053 | | | 552 400 047 | 545 412 040 |
| 2.0 (59 kW) / 2.0 4x4 | | | 563 400 061 | | | 560 408 054 | 556 400 048 |
| 2.1 D / 2.1 D 4x4 / 2.5 D | | | 577 400 078 | | | 574 012 068 | 570 409 064 |
| TRAFIC Bus (TXW) | 89 - 01 | | | | | | |
| 1.7 | | | 554 400 053 | | | 552 400 047 | 545 412 040 |
| 1.9 D | | | 577 400 078 | | | 574 012 068 | |
| 2.0 / 2.1 D / 2.2 / 2.2 4x4 | | | 577 400 078 | | | 574 012 068 | 570 409 064 |
| 2.5 D / 2.5 D 4x4 | | | 600 402 083 | | | 595 402 080 | |
| TRAFIC Box (TXX) | 89 - 01 | | | | | | |
| 1.4 / 1.7 (50 kW) | | | 554 400 053 | | | 552 400 047 | 545 412 040 |
| 1.7 (51 kW) | | | 563 400 061 | | | 560 408 054 | 556 400 048 |
| 1.9 D | | | 577 400 078 | | | 574 012 068 | |
| 2.0 / 2.1 D / 2.2 / 2.2 4x4 / 2.5 D (56 kW) | | | 577 400 078 | | | 574 012 068 | 570 409 064 |
| 2.5 D (55 kW) / 2.5 D 4x4 | | | 600 402 083 | | | 595 402 080 | |
| TRAFIC Platform/Chassis (PXX) | 89 - 01 | | | | | | |
| 1.7 | | | 554 400 053 | | | 552 400 047 | 545 412 040 |
| 2.0 | | | 563 400 061 | | | 560 408 054 | 556 400 048 |
| 2.0 RWD / 2.1 D / 2.1 D RWD / 2.2 / 2.2 4x4 | | | 577 400 078 | | | 574 012 068 | 570 409 064 |
| 2.5 D (51 kW) | | | 600 402 083 | | | 595 402 080 | |
| 2.5 D (58 kW) / 2.5 D 4x4 | | | 600 402 083 | | | 595 402 080 | 590 122 072 |
| TRAFIC II Bus (JL) | 01 → | | | | | | |
| 1.9 dCi | | | 577 400 078 | | | 574 012 068 | |
| 1.9 dCi 100 / 1.9 dCi 80 / 2.0 16V / 2.0 dCi 115 / 2.0 dCi 90 / 2.0 / 2.5 dCi 115 / 2.5 dCi 135 / 2.5 dCi 145 | | | 585 400 080 | | | 580 400 074 | |
| TRAFIC II Box (FL) | 01 → | | | | | | |
| 1.9 dCi (59 kW) | | | 577 400 078 | | | 574 012 068 | |
| 1.9 dCi (75 kW) / 1.9 dCi 100 / 1.9 dCi 80 / 2.0 16V / 2.0 dCi 115 / 2.0 dCi 90 / 2.0 / 2.5 dCi / 2.5 dCi 135 / 2.5 dCi 145 / 2.5 DTi | | | 585 400 080 | | | 580 400 074 | |
| TRAFIC II Platform/Chassis (EL) | 01 → | | | | | | |
| 1.9 dCi | | | 577 400 078 | | | 574 012 068 | |
| 1.9 dCi 100 / 1.9 dCi 80 / 2.0 16V / 2.0 dCi 115 / 2.0 dCi 90 / 2.0 / 2.5 dCi / 2.5 dCi 135 / 2.5 dCi 145 | | | 585 400 080 | | | 580 400 074 | |
| TRAFIC III Bus (JG_) | 14 → | | | | | | |
| 1.6 dCi 115 / 1.6 dCi 90 | | | 577 400 078 | | | 574 012 068 | |
| 1.6 dCi 120 / 1.6 dCi 140 *  | | 580 901 080 570 901 076 | 577 400 078 | | | 574 012 068 | |
| 1.6 dCi 125 / 1.6 dCi 145 / 1.6 dCi 95 *  | | 570 901 076 | 585 200 080 | | 570 500 076 | 574 012 068 | |
| TRAFIC III Box (FG_) | 14 → | | | | | | |
| 1.6 dCi 115 | | | 577 400 078 | | | 574 012 068 | |
| 1.6 dCi 120 / 1.6 dCi 140 / 1.6 dCi 90 *  | | 580 901 080 570 901 076 | 577 400 078 | | | 574 012 068 | |
| 1.6 dCi 125 / 1.6 dCi 145 / 1.6 dCi 95 *  | | 570 901 076 | 585 200 080 | | 570 500 076 | 574 012 068 | |
| TRAFIC III Platform/Chassis (EG_) | 14 → | | | | | | |
| 1.6 dCi 125 / 1.6 dCi 145 / 1.6 dCi 90 *  | | 570 901 076 | 585 200 080 | | 570 500 076 | 574 012 068 | |
| MASTER I Bus (T_) | 80 - 98 | | | | | | |
| 2.0 * | | | 577 400 078 | | | 560 408 054 | 556 400 048 |
| 2.1 D / 2.4 D * | | | 600 402 083 | | | 574 012 068 | 570 409 064 |
| 28-35 2.0 | | | 563 400 061 | | | 560 408 054 | |
| 28-35 2.1 D / 28-35 2.4 D / 28-35 2.5 D / 28-35 2.5 TD | | | 577 400 078 | | | 574 012 068 | |
| 30 2.2 / 35 2.5 TD | | 595 901 085 | 600 402 083 | | | 595 402 080 | |
| MASTER I Box (T_) | 80 - 98 | | | | | | |
| 2.0 * | | | 561 400 060 | | | 560 409 054 | 553 401 050 |
| 2.4 D | | | 600 402 083 | | | 595 402 080 | 590 122 072 |
| 28-35 2.0 / 30 2.2 | | | 563 400 061 | | | 560 408 054 | |
| 28-35 2.1 D / 28-35 2.4 D / 28-35 2.5 D / 28-35 2.5 TD / 35 2.5 TD | | | 577 400 078 | | 570 500 076 | 574 012 068 | |
| MASTER I Platform/Chassis (P_) | 80 - 98 | | | | | | |
| 2.0 / 2.2 * | | | 561 400 060 | | | 560 409 054 | 553 401 050 |
| 2.1 D / 28-35 2.5 D | | | 577 400 078 | | 570 500 076 | 574 012 068 | |
| 2.4 D / 2.5 D / 2.5 DT | | | 600 402 083 | | | 595 402 080 | 590 122 072 |
| 28-35 2.0 | | | 563 400 061 | | | 560 408 054 | |
| MASTER II Bus (JD) | 98 → | | | | | | |
| 1.9 dCi 80 / 1.9 dTi / 2.2 dCi 90 / 2.5 dCi / 2.5 dCi 100 / 2.5 dCi 120 / 2.8 dTi / 3.0 dCi 140 | | 595 901 085 | 600 402 083 | | | 595 402 080 | |
| 2.5 D | | | 600 402 083 | | | 595 402 080 | |
| MASTER II Box (FD) | 98 → | | | | | | |
| 1.9 dCi 80 / 1.9 dTi / 2.2 dCi 90 / 2.5 D / 2.5 dCi / 2.5 dCi 100 / 2.5 dCi 120 / 2.8 dTi / 3.0 dCi 120 / 3.0 dCi 140 / 3.0 dCi 160 | | 595 901 085 | 600 402 083 | | | 595 402 080 | |






 FOR CARS WITH START/STOP (MUST REPLACE AGM WITH AGM, EFB WITH EFB)




* PLEASE CHECK AS MORE THAN ONE DIFFERENT SIZE BATTERIES CAN BE FITTED DEPENDING ON: - ELECTRICAL OPTIONS
- CLIMATE REGION
- BUILD OE

|   |  | SILVER dynamic | | | BLUE dynamic | | BLACK dynamic |
|---|---|----------------|----------------------------|-----|--------------|-------------|---------------|
| | | AGM | SLI | Aux | EFB | SLI | SLI |
| RENAULT | | | | | | | |
| MASTER II Platform/Chassis (ED/HD/UD) | 98 → | | | | | | |
| 2.2 dCi 90 / 2.5 D / 2.5 dCi / 2.5 dCi 100 / 2.5 dCi 120 / 2.8 dTi / 3.0 dCi 120 / 3.0 dCi 140 / 3.0 dCi 160 | | 595 901 085 | 600 402 083 | | | 595 402 080 | |
| MASTER III Bus (JV) | 11 → | | | | | | |
| 2.3 dCi 100 FWD / 2.3 dCi 125 FWD / 2.3 dCi 145 FWD  | | 595 901 085 | 600 402 083 | | | 595 402 080 | |
| 2.3 dCi 110 FWD / 2.3 dCi 135 FWD / 2.3 dCi 165 FWD / 2.3 dCi 170 FWD *  | | 595 901 085 | 610 402 092 | | | 595 402 080 | |
| 2.3 dCi 150 FWD | | | 600 402 083 | | | 595 402 080 | |
| MASTER III Box (FV) | 10 → | | | | | | |
| 2.3 dCi 130 FWD / 2.3 dCi 130 RWD / 2.3 dCi 170 FWD *  | | 595 901 085 | 610 402 092 | | 595 500 085 | 595 402 080 | |
| 2.3 dCi 100 FWD / 2.3 dCi 125 FWD / 2.3 dCi 125 RWD / 2.3 dCi 145 FWD / 2.3 dCi 145 RWD / 2.3 dCi 150 FWD / 2.3 dCi 150 RWD  | | 595 901 085 | 600 402 083 | | | 595 402 080 | |
| 2.3 dCi 100 RWD | | | 600 402 083 | | | 595 402 080 | |
| 2.3 dCi 110 FWD / 2.3 dCi 135 FWD / 2.3 dCi 135 RWD / 2.3 dCi 165 FWD / 2.3 dCi 165 RWD  | | 595 901 085 | | | | | |
| MASTER III Platform/Chassis (EV, HV, UV) | 10 → | | | | | | |
| 2.3 dCi 100 FWD / 2.3 dCi 100 RWD / 2.3 dCi 125 FWD / 2.3 dCi 125 RWD / 2.3 dCi 145 FWD / 2.3 dCi 145 RWD / 2.3 dCi 150 FWD / 2.3 dCi 150 RWD | | 595 901 085 | 600 402 083 | | | 595 402 080 | |
| 2.3 dCi 110 FWD / 2.3 dCi 135 RWD / 2.3 dCi 165 RWD  | | 595 901 085 | | | | | |
| 2.3 dCi 130 FWD / 2.3 dCi 130 RWD / 2.3 dCi 170 FWD *  | | 595 901 085 | 610 402 092 | | 595 500 085 | 595 402 080 | |
| 2.3 dCi 135 FWD / 2.3 dCi 165 FWD *  | | 595 901 085 | 610 402 092 | | | 595 402 080 | |
| RENAULT TRUCKS | | | | | | | |
| B Box Body / Estate | 83 - 92 | | | | | | |
| 70 / 90 | | | 600 402 083 | | | 595 402 080 | 590 122 072 |
| B Platform/Chassis | 83 - 99 | | | | | | |
| 70 / 90 / 90 4x4 | | | 600 402 083 | | | 595 402 080 | 590 122 072 |
| MESSENGER Box Body / Estate | 90 - 99 | | | | | | |
| B 110.45 4x4 / B 120.35 / B 120.55 / B 80.35 / B 80.45 | | | 600 402 083 | | | 595 402 080 | 590 122 072 |
| MESSENGER Platform/Chassis | 90 - 99 | | | | | | |
| B 110.45 16V 4x4 / B 110.45 4x4 / B 120.35 / B 120.55 / B 120.65 / B 80.35 / B 80.45 | | | 600 402 083 | | | 595 402 080 | 590 122 072 |
| MESSENGER Truck Tractor | 94 - 99 | | | | | | |
| B 120.55T | | | 600 402 083 | | | 595 402 080 | 590 122 072 |
| MESSENGER Dumptruck | 96 - 99 | | | | | | |
| B 120.35 / B 120.55 / B 120.65 | | | 600 402 083 | | | 595 402 080 | 590 122 072 |
| ROLLS-ROYCE | | | | | | | |
| PHANTOM VII (RR1) | 02 - 16 | | | | | | |
| 6.75 | | 595 901 085 | | | | | |
| PHANTOM VII Drophead Coupe (RR2) | 06 - 16 | | | | | | |
| 6.75 V12 | | 595 901 085 | | | | | |
| PHANTOM VII Coupe (RR3) | 07 - 16 | | | | | | |
| 6.75 V12 | | 595 901 085 | | | | | |
| GHOST (RR4) | 08 → | | | | | | |
| V12 | | 595 901 085 | | | | | |
| WRAITH (RR5) | 13 → | | | | | | |
| V12 | | 595 901 085 | | | | | |
| DAWN (RR6) | 15 → | | | | | | |
| 6.6 | | 595 901 085 | 600 402 083 | | | | |
| CORNICHE IV Convertible | 93 - 00 | | | | | | |
| 6.7 | | | | | | 570 413 063 | |
| CORNICHE V Convertible | 00 - 02 | | | | | | |
| 6.7 V8 Turbo * | | 570 901 076 | | | | 570 413 063 | |
| SILVER SERAPH | 98 - 02 | | | | | | |
| 5.4 * | | 570 901 076 | | | | 570 413 063 | |
| SILVER SPIRIT | 90 - 96 | | | | | | |
| 6.7 / 6.75 * | | 570 901 076 | | | | 570 413 063 | |
| ROVER | | | | | | | |
| STREETWISE Hatchback | 03 - 05 | | | | | | |
| 1.4 * | | | 554 400 053 552 401 052 | | | 544 402 044 | |
| 1.6 / 1.8 | | | 563 400 061 | | | 560 408 054 | |
| 2.0 TD | | | 574 402 075 | | | 572 409 068 | |
| CITYROVER Hatchback | 03 - 05 | | | | | | |
| 1.4 Elegance * | | | 563 400 061 | | | 560 408 054 | 545 413 040 |

 FOR CARS WITH START/STOP (MUST REPLACE AGM WITH AGM, EFB WITH EFB)
 * PLEASE CHECK AS MORE THAN ONE DIFFERENT SIZE BATTERIES CAN BE FITTED DEPENDING ON: - ELECTRICAL OPTIONS
 - CLIMATE REGION
 - BUILD OE

ROVER





|   |  | SILVER dynamic | | | BLUE dynamic | | BLACK dynamic |
|---|---|----------------|----------------------------|-----|--------------|----------------------------|---------------|
| | | AGM | SLI | Aux | EFB | SLI | SLI |
| ROVER | | | | | | | |
| 25 Hatchback (RF) | 99 - 06 | | | | | | |
| 1.1 / 1.1 16V / 1.4 16V / 1.6 16V * | | | 554 400 053 552 401 052 | | | 544 402 044 | |
| 1.8 16V | | | 561 400 060 | | | 560 409 054 | |
| 2.0 iDT | | | 574 402 075 | | | 572 409 068 | |
| 45 Hatchback (RT) | 00 - 05 | | | | | | |
| 1.4 / 1.6 * | | | 554 400 053 552 401 052 | | | 544 402 044 | |
| 1.8 * | | | 554 400 053 552 401 052 | | | 560 409 054 544 402 044 | |
| 2.0 iDT / 2.0 V6 | | | 577 400 078 | | | 574 012 068 | |
| 45 Saloon (RT) | 00 - 05 | | | | | | |
| 1.4 / 1.6 * | | | 554 400 053 552 401 052 | | | 544 402 044 | |
| 1.8 * | | | 554 400 053 552 401 052 | | | 560 409 054 544 402 044 | |
| 2.0 iDT / 2.0 V6 | | | 577 400 078 | | | 574 012 068 | |
| 75 (RJ) | 99 - 05 | | | | | | |
| 1.8 / 1.8 Turbo / 2.0 CDT / 2.0 CDTi / 2.0 V6 / 2.5 V6 / 4.6 V8 | | | 577 400 078 | | | 574 012 068 | |
| 75 Tourer (RJ) | 01 - 06 | | | | | | |
| 1.8 / 1.8 Turbo / 2.0 CDT / 2.0 CDTi / 2.0 V6 / 2.5 V6 | | | 577 400 078 | | | 574 012 068 | |
| 4.6 V8 | | | 574 402 075 | | | 572 409 068 | |
| 100 / METRO Hatchback (XP) | 89 - 98 | | | | | | |
| 111 C/L/S / 114 GSi / 114 GTi 16V / 114 GTi/GT 16V Cat / 114 S/L/GTA * | | | 554 400 053 | | | 552 400 047 | 541 400 036 |
| 114 D / 115 D * | | | 561 400 060 | | | 560 409 054 | 553 401 050 |
| 100 Convertible (XP) | 94 - 98 | | | | | | |
| 111 / 114 * | | | 554 400 053 | | | 552 400 047 | 541 400 036 |
| 200 Hatchback (XW) | 89 - 95 | | | | | | |
| 214 / 214 GSi/Si / 214 Si/Gsi / 216 GSi / 216 GTi * | | | 554 400 053 | | | 552 400 047 | 541 400 036 |
| 218 D / 218 TD * | | | 561 400 060 | | | 560 409 054 | 553 401 050 |
| 220 GTi / 220 Turbo * | | | 561 400 060 | | | 560 409 054 | 545 412 040 |
| 200 Saloon (XH) | 84 - 89 | | | | | | |
| 213 S / 216 / 216 Vitesse * | | | 554 400 053 | | | 552 400 047 | 541 400 036 |
| 200 Coupe (XW) | 92 - 99 | | | | | | |
| 216 * | | | 554 400 053 | | | 552 400 047 | 541 400 036 |
| 220 GSi / 220 Turbo * | | | 561 400 060 | | | 560 409 054 | 545 412 040 |
| 200 Hatchback (RF) | 95 - 00 | | | | | | |
| 211 / 214 i / 214 Si / 216 Si * | | | 554 400 053 552 401 052 | | | 544 402 044 | |
| 218 K Vi * | | | 561 400 060 | | | 560 408 054 | |
| 218 Si / 220 D/SD / 220 SDi | | | 561 400 060 | | | 560 409 054 | |
| 200 Convertible (XW) | 90 - 99 | | | | | | |
| 214 1.4 / 214 1.4i 16V / 216 1.6 / 216 1.6i / 216 1.6i 16V * | | | 554 400 053 552 401 052 | | | 544 402 044 | 541 400 036 |
| 400 (XW) | 90 - 95 | | | | | | |
| 414 | | | 554 400 053 | | | 552 400 047 | 545 412 040 |
| 414 GSi/Si / 414 GSi/Si Cat / 416 GSi / 416 GSi/GSE / 416 GTi / 416 GTi/GTE * | | | 554 400 053 | | | 552 400 047 | 541 400 036 |
| 418 D / 418 TD * | | | 561 400 060 | | | 560 409 054 | 553 401 050 |
| 420 GSi/SLI/GTi/Vite / 420 GTi/GSi/Vitesse / 420 Turbo * | | | 561 400 060 | | | 560 409 054 | 545 412 040 |
| 400 Tourer (XW) | 93 - 98 | | | | | | |
| 1.6 i / 1.8 i * | | | 554 400 053 | | | 552 400 047 | 541 400 036 |
| 1.8 TD * | | | 561 400 060 | | | 560 409 054 | 553 401 050 |
| 2.0 i * | | | 561 400 060 | | | 560 409 054 | 545 412 040 |
| 400 Hatchback (RT) | 95 - 00 | | | | | | |
| 414 * | | | 554 400 053 552 401 052 | | | 544 402 044 | 541 400 036 |
| 414 Si / 416 Si (83 kW) * | | | 554 400 053 552 401 052 | | | 544 402 044 | |
| 416 Si (82 kW) * | | | 554 400 053 552 401 052 | | | 545 158 033 544 402 044 | |
| 420 D / 420 Di | | | 561 400 060 | | | 560 409 054 | |
| 420 Si Lux * | | | 561 400 060 | | | 560 408 054 | |
| 400 (RT) | 95 - 00 | | | | | | |
| 414 * | | | 561 400 060 | | | 560 409 054 | 553 401 050 |
| 414 Si / 416 Si (83 kW) * | | | 554 400 053 552 401 052 | | | 544 402 044 | |
| 416 Si (82 kW) * | | | 554 400 053 552 401 052 | | | 545 158 033 544 402 044 | |
| 416 Si (85 kW) | | | 554 400 053 | | | 552 400 047 | |
| 420 D / 420 Di | | | 561 400 060 | | | 560 409 054 | |

|   |  | SILVER dynamic | | | BLUE dynamic | | BLACK dynamic |
|---|---|----------------|----------------------------|-----|--------------|-------------|---------------|
| | | AGM | SLI | Aux | EFB | SLI | SLI |
| ROVER | | | | | | | |
| 400 (RT) | 95 - 00 | | | | | | |
| 420 Si Lux * | | | 561 400 060 | | | 560 408 054 | |
| 600 (RH) | 93 - 00 | | | | | | |
| 618 i/Si / 620 i / 620 Si / 620 Ti Vitesse / 623 Si | | | 563 400 061 | | | 560 408 054 | 556 400 048 |
| 620 Sdi * | | | 561 400 060 | | | 560 409 054 | 553 401 050 |
| 800 Hatchback (XS) | 86 - 99 | | | | | | |
| 2.0 / 2.5 / 2.5 Si / 820 16V Turbo / 820 I/SI / 820 i/Si / 820 SE/SI / 820 SI / 820 Sport / 827 24V I/SI Cat / 827 Vitesse Catalytic-Conv / 827 Vitesse/SLI | | | 563 400 061 | | | 560 408 054 | 556 400 048 |
| 825 D/SD | | | 577 400 078 | | | 574 012 068 | 570 409 064 |
| 800 (XS) | 86 - 99 | | | | | | |
| 2.0 Turbo / 820 / 820 16 V I/SI / 820 16V Turbo / 820e / 820 I/SI / 820 SE/SI / 820 SI / 820 Sport / 825 Si Lux / 825 SI/Sterling Catalytic-Conv / 825 SI/Sterling / 827 SI/Sterling Catalytic-Conv / 827 SI/Sterling | | | 563 400 061 | | | 560 408 054 | 556 400 048 |
| 825 D/SD | | | 577 400 078 | | | 574 012 068 | 570 409 064 |
| 800 Coupe | 92 - 99 | | | | | | |
| 825 SD | | | 577 400 078 | | | 574 012 068 | 570 409 064 |
| 825 Si / 827 24V | | | 563 400 061 | | | 560 408 054 | 556 400 048 |
| 2000-3500 Hatchback (SD1) | 76 - 86 | | | | | | |
| 2000 / 2300 / 2400 TD / 2600 / 2600 S / 3500 / 3500 Vitesse | | | | | | 570 413 063 | |
| COUPE | 96 - 99 | | | | | | |
| 1.6 16 V * | | | 554 400 053 552 401 052 | | | 544 402 044 | 541 400 036 |
| 1.8 16 V | | | 563 400 061 | | | 560 408 054 | 556 400 048 |
| MAESTRO Hatchback | 90 - 95 | | | | | | |
| 1.3 / 1.6 / 2.0 D / 2.0 TD * | | | 554 400 053 552 401 052 | | | 544 402 044 | 541 400 036 |
| MINI-MOKE | 86 - 93 | | | | | | |
| 1.0 (34 kW) | | | 554 400 053 | | | 552 400 047 | 545 412 040 |
| 1.0 (26 kW) * | | | 561 400 060 | | | 560 409 054 | 553 401 050 |
| MINI Hatchback | 91 - 00 | | | | | | |
| 1000 / 1300 (39/37/45 kW) | | | | | | | 545 077 030 |
| 1300 (46 kW) | | | | | | | 545 079 030 |
| 1300 (39 kW) / 1300 / Cooper | | | | | | 545 157 033 | |
| 1.3 Cooper S / 1.3 Cooper Works | | | | | | 545 158 033 | |
| MINI Convertible (XN) | 92 - 01 | | | | | | |
| 1300 / 1.3 S | | | | | | | 545 077 030 |
| MONTEGO | 88 - 95 | | | | | | |
| 1.6 / 2.0 D Turbo / 2.0 GTi / 2.0 i Cat * | | | 561 400 060 | | | 560 409 054 | 553 401 050 |
| MONTEGO Estate (XE) | 84 - 93 | | | | | | |
| 1.3 / 1.6 / 2.0 GTi / 2.0 GTi/LXi / 2.0 Turbo-D * | | | 561 400 060 | | | 560 409 054 | 553 401 050 |
| SAAB | | | | | | | |
| 9-3 (YS3D) | 98 - 03 | | | | | | |
| 2.0 i / 2.0 SE Turbo / 2.0 Turbo / 2.3 / 2.3 i / 2.3 Turbo | | | 563 400 061 | | | 560 408 054 | |
| 2.2 TiD | | | 600 402 083 | | | 595 402 080 | |
| 9-3 Cabriolet (YS3D) | 98 - 03 | | | | | | |
| 2.0 i / 2.0 SE Turbo / 2.0 Turbo / 2.3 / 2.3 i / 2.3 Turbo | | | 563 400 061 | | | 560 408 054 | |
| 9-3 (YS3F) | 02 - 15 | | | | | | |
| 1.8 i / 1.8t / 2.0 t (177/129/154 kW) / 2.0 t BioPower (145 kW) / 2.0 Turbo XWD / 2.8 Turbo V6 (188/184/203 kW) / 2.8 Turbo V6 XWD | | | 563 400 061 | | | 560 408 054 | |
| 1.8t BioPower / 1.9 TiD / 1.9 TTiD / 2.0 t (162/120 kW) / 2.0 t BioPower (147/129/154 kW) / 2.0 t BioPower / 2.0 t BioPower XWD / 2.0 t XWD / 2.2 TiD / 2.8 Turbo V6 (169 kW) | | | 577 400 078 | | | 574 012 068 | |
| 9-3 Convertible (YS3F) | 03 - 15 | | | | | | |
| 1.8 i / 1.8t / 1.8t BioPower (110 kW) / 2.0 t (129/154 kW) / 2.8 Turbo V6 (184/203/206/188 kW) | | | 563 400 061 | | | 560 408 054 | |
| 1.8t BioPower (129 kW) / 1.9 TiD / 2.0 t (162/120 kW) / 2.0 t BioPower / 2.8 Turbo V6 (169 kW) | | | 577 400 078 | | | 574 012 068 | |
| 1.9 TTiD | | | 585 200 080 | | | 580 406 074 | |
| 9-3 Estate (YS3F) | 05 - 15 | | | | | | |
| 1.8 i / 1.8t 2.0 / 2.0 t (147/154/129/110/110 kW) / 2.8 Turbo V6 (184/203/188 kW) / 2.8 Turbo V6 XWD | | | 563 400 061 | | | 560 408 054 | |
| 1.9 TiD (88 kW) / 2.0 t (162/120/177 kW) / 2.0 t BioPower / 2.0 t Bio Power / 2.0 t Bio Power XWD / 2.0 t BioPower XWD / 2.0 t XWD / 2.8 Turbo V6 (169 kW) | | | 577 400 078 | | | 574 012 068 | |
| 1.9 TiD (110 kW) / 1.9 TTiD | | | 585 200 080 | | | 575 500 073 | |


S




















△ FOR CARS WITH START/STOP (MUST REPLACE AGM WITH AGM, EFB WITH EFB)
 * PLEASE CHECK AS MORE THAN ONE DIFFERENT SIZE BATTERIES CAN BE FITTED DEPENDING ON:
 - ELECTRICAL OPTIONS
 - CLIMATE REGION
 - BUILD OE

SAAB > SEAT

|   |  | SILVER dynamic | | | BLUE dynamic | | BLACK dynamic |
|---|---|----------------|-------------|-----|--------------|-------------|---------------|
| | | AGM | SLI | Aux | EFB | SLI | SLI |
| SAAB | | | | | | | |
| 9-3X | 09 - 12 | | | | | | |
| 1.9 TTiD AWD | | | 585 200 080 | | | | |
| 2.0 t BioPower XWD / 2.0 t XWD | | | 577 400 078 | | | 574 012 068 | |
| 9-4X | 11 - 11 | | | | | | |
| 2.8 Turbo XWD / 3.0 XWD  | | 570 901 076 | 577 400 078 | | | 574 012 068 | |
| 9-5 (YS3E) | 97 - 09 | | | | | | |
| 1.9 TiD / 2.0 t / 2.0 Turbo SE / 2.2 TiD / 2.3 t / 2.3 t BioPower / 2.3 Turbo / 3.0 TiD / 3.0 V6t | | 570 901 076 | 577 400 078 | | | 574 012 068 | |
| 2.0 t Biopower / 2.0 t BioPower | | 560 901 068 | 563 400 061 | | | | |
| 9-5 Estate (YS3E) | 98 - 09 | | | | | | |
| 1.9 TiD / 2.0 t / 2.0 t Biopower / 2.0 t BioPower / 2.2 TiD / 2.3 t / 2.3 t BioPower / 2.3 Turbo / 3.0 TiD / 3.0 V6t | | 570 901 076 | 577 400 078 | | | 574 012 068 | |
| 9-5 (YS3G) | 10 - 12 | | | | | | |
| 1.6 Turbo / 2.0 t BioPower / 2.0 t BioPower XWD | | 570 901 076 | 577 400 078 | | | 574 012 068 | |
| 2.0 TiD | | | 585 200 080 | | | | |
| 2.0 TTiD / 2.0 TTiD XWD | | | 585 200 080 | | 575 500 073 | | |
| 2.0 Turbo / 2.0 Turbo XWD / 2.8 Turbo V6 XWD | | 570 901 076 | 577 400 078 | | | | |
| 9-7X | 04 - 12 | | | | | | |
| 4.2 / 5.3 | | 570 901 076 | 577 400 078 | | | | |
| 90 | 84 - 87 | | | | | | |
| 2.0 | | | | | | 560 411 054 | |
| 99 Combi Coupe | 68 - 87 | | | | | | |
| 2.0 / 2.0 i | | | | | | 560 411 054 | |
| 99 | 67 - 87 | | | | | | |
| 2.0 GL | | | | | | 560 411 054 | |
| 900 I Combi Coupe | 78 - 94 | | | | | | |
| 2.0 / 2.0 -16 / 2.0 c / 2.0 i / 2.0 S Turbo-16 / 2.0 T8 / 2.0 Turbo (110/107 kW) / 2.0 Turbo-16 / 2.1 -16 | | | 563 400 061 | | | 560 408 054 | 556 400 048 |
| 2.0 Turbo (103 kW) / 2.0 Turbo-16 S / 2.0 Turbo-16 S Cat | | | | | | 560 411 054 | |
| 900 I (AC4, AM4) | 79 - 93 | | | | | | |
| 2.0 / 2.0 8V Turbo / 2.0 c / 2.0 i / 2.1 -16 | | | 563 400 061 | | | 560 408 054 | 556 400 048 |
| 2.0 -16 / 2.0 S Turbo-16 / 2.0 Turbo / 2.0 Turbo-16 / 2.0 Turbo-16 S / 2.0 Turbo-16 S Cat | | | | | | 560 411 054 | |
| 900 I Convertible | 85 - 94 | | | | | | |
| 2.0 / 2.0 -16 / 2.0 16v / 2.0 S Turbo-16 / 2.1 -16 | | | 563 400 061 | | | 560 408 054 | 556 400 048 |
| 2.0 Turbo-16 / 2.0 Turbo-16 S | | | | | | 560 411 054 | |
| 900 II | 93 - 99 | | | | | | |
| 2.0 -16 Turbo / 2.0 i / 2.3 -16 | | | 563 400 061 | | | 560 408 054 | 556 400 048 |
| 2.5 -24 V6 | | | 577 400 078 | | | 574 012 068 | 570 409 064 |
| 900 II Coupe | 93 - 99 | | | | | | |
| 2.0 -16 Turbo / 2.0 i / 2.3 -16 | | | 563 400 061 | | | 560 408 054 | 556 400 048 |
| 2.5 -24 V6 | | | 577 400 078 | | | 574 012 068 | 570 409 064 |
| 900 II Convertible | 93 - 99 | | | | | | |
| 2.0 -16 Turbo / 2.0 i / 2.3 -16 | | | 563 400 061 | | | 560 408 054 | 556 400 048 |
| 2.5 -24 V6 | | | 577 400 078 | | | 574 012 068 | 570 409 064 |
| 9000 Hatchback | 84 - 98 | | | | | | |
| 2.0 / 2.3 / 2.3 -16 Aero CS / 2.3 -16 CS / 2.3 -16 CSE / 2.3 -16 CSE Eco Power / 2.3 -16 Turbo / 3.0 -24 V6 CS/CSE | | | 577 400 078 | | | 574 012 068 | 570 409 064 |
| 2.0 -16 / 2.0 -16 CS / 2.0 -16 ND Turbo / 2.0 -16 Turbo / 2.0 -16 Turbo CS / 2.0 16v / 2.0 T16 / 2.3 -16 Turbo CSE | | | 563 400 061 | | | 560 408 054 | 556 400 048 |
| 9000 | 85 - 98 | | | | | | |
| 2.0 / 2.0 -16 / 2.0 -16 CD / 2.0 -16 Turbo / 2.0 -16 Turbo CD / 2.0 Carlsson / 2.0 T16 / 2.3 -16 CD Turbo | | | 563 400 061 | | | 560 408 054 | 556 400 048 |
| 2.3 / 2.3 -16 CD / 2.3 -16 CDE / 2.3 -16 CDE Eco-Power / 2.3 -16 Turbo / 3.0 -24 V6 CD/CDE | | | 577 400 078 | | | 574 012 068 | 570 409 064 |
| SANTANA | | | | | | | |
| 300/350 | 98 → | | | | | | |
| 1.6 D / 1.6 HDi 4x4 | | 570 901 076 | 577 400 078 | | | 574 012 068 | |
| PS10/ANIBAL | 02 → | | | | | | |
| 2.8 D 4x4 / 2.8 TD | | 570 901 076 | 577 400 078 | | | 574 012 068 | |
| SEAT | | | | | | | |
| ALHAMBRA (7V8, 7V9) | 96 - 10 | | | | | | |
| 1.8 T 20V / 2.0 i | | | 561 400 060 | | | 560 409 054 | |
| 1.9 TDI (66 kW) | | | 577 400 078 | | | 595 402 080 | 574 012 068 |
| 1.9 TDI (81 kW) | | | 600 402 083 | | | 595 402 080 | |
| 1.9 TDI (85 kW) / 1.9 TDI 4motion / 2.0 TDI / 2.8 V6 / 2.8 V6 4motion | | | 577 400 078 | | | 574 012 068 | |



































 FOR CARS WITH START/STOP (MUST REPLACE AGM WITH AGM, EFB WITH EFB)
 * PLEASE CHECK AS MORE THAN ONE DIFFERENT SIZE BATTERIES CAN BE FITTED DEPENDING ON: - ELECTRICAL OPTIONS
 - CLIMATE REGION
 - BUILD OE

|   |  | SILVER dynamic | | | BLUE dynamic | | BLACK dynamic |
|---|---|----------------------------|----------------------------|-----|----------------------------|----------------------------|------------------|
| | | AGM | SLI | Aux | EFB | SLI | SLI |
| SEAT | | | | | | | |
| ALHAMBRA (710, 711) | 10 → | | | | | | |
| 1.4 TSI (110 kW) *  | | 570 901 076 | 554 400 053 | | 570 500 076 | 552 400 047 | |
| 1.4 TSI (110 kW)  | | 570 901 076 | | | 570 500 076 | | |
| 1.8 TSI * | | 570 901 076 | 563 400 061 | | | 560 408 054 | |
| 2.0 TDI (103 kW)  | | 570 901 076 | 577 400 078 | | | 574 012 068 | |
| 2.0 TDI (130 kW) / 2.0 TDI 4Drive (103 kW) *  | | 580 901 080 570 901 076 | 577 400 078 | | | 574 012 068 | |
| 2.0 TDI (110 kW) / 2.0 TDI 4Drive (110 kW) / 2.0 TSI (162 kW)  | | 570 901 076 | | | 580 500 080 570 500 076 | | |
| 2.0 TSI (147 kW) *  | | 580 901 080 570 901 076 | 563 400 061 | | 570 500 076 | 560 408 054 | |
| ALTEA (5P1) | 04 → | | | | | | |
| 1.2 TSI / 1.4 TSI *  | | 570 901 076 | 554 400 053 | | | 552 400 047 | |
| 1.4 16V / 1.6 | | | 554 400 053 | | | 552 400 047 | |
| 1.6 LPG / 1.8 TFSI / 2.0 FSI / 2.0 TFSI | | | 563 400 061 | | | 560 408 054 | |
| 1.6 TDI (77 kW) / 2.0 TDI (125 kW) / 2.0 TDI 16V  | | 570 901 076 | 577 400 078 | | | 574 012 068 | |
| 1.6 TDI (66 kW) / 1.9 TDI / 2.0 TDI (100/103 kW) | | | 577 400 078 | | | 574 012 068 | |
| ALTEA XL (5P5, 5P8) | 06 → | | | | | | |
| 1.2 TSI / 1.4 TSI *  | | 570 901 076 | 554 400 053 | | | 552 400 047 | |
| 1.4 16V / 1.6 / 1.6 Multifuel | | | 554 400 053 | | | 552 400 047 | |
| 1.6 LPG / 1.8 TFSI / 2.0 FSI / 2.0 TFSI 4x4 | | | 563 400 061 | | | 560 408 054 | |
| 1.6 TDI (77 kW) / 2.0 TDI (125 kW) / 2.0 TDI 16V / 2.0 TDI 16V 4x4 / 2.0 TDI 4x4 (125 kW)  | | 570 901 076 | 577 400 078 | | | 574 012 068 | |
| 1.6 TDI (66 kW) / 1.9 TDI / 1.9 TDI 4x4 / 2.0 TDI (100/103 kW) / 2.0 TDI 4x4 (103 kW) | | | 577 400 078 | | | 574 012 068 | |
| AROSA (6H) | 97 - 04 | | | | | | |
| 1.0 * | | | 554 400 053 552 401 052 | | | 544 402 044 | |
| 1.4 / 1.4 16V | | | 554 400 053 | | | 552 400 047 | |
| 1.4 TDI / 1.7 SDI | | | 563 400 061 | | | 560 408 054 | |
| ATECA (KH7) | 16 → | | | | | | |
| 1.0 TSI  | | 570 901 076 | | | 570 500 076 560 500 064 | | |
| 1.4 TSI / 1.4 TSI 4Drive / 1.6 TDI / 2.0 TDI / 2.0 TDI 4Drive  | | 570 901 076 | | | 570 500 076 | | |
| CORDOBA (6K1, 6K2) | 93 - 02 | | | | | | |
| 1.0 i / 1.4 / 1.4 i / 1.6 i (55/55 kW) * | | | 554 400 053 552 401 052 | | | 544 402 044 | 541 400 036 |
| 1.4 16V / 1.6 i (74 kW) | | | 554 400 053 | | | 552 400 047 | |
| 1.4 i 16V / 1.8 i / 1.8 i 16V / 2.0 i / 2.0 i 16V * | | | 561 400 060 | | | 560 409 054 | 553 401 050 |
| 1.8 T 20V Cupra | | | 563 400 061 | | | 560 408 054 | |
| 1.9 D / 1.9 SDI (47 kW) / 1.9 TD / 1.9 TDI | | | 574 402 075 | | | 572 409 068 | 570 144 064 |
| 1.9 SDI (50 kW) | | | 577 400 078 | | | 574 012 068 | |
| CORDOBA Vario (6K5) | 96 - 02 | | | | | | |
| 1.4 16V | | | 554 400 053 | | | 552 400 047 | |
| 1.4 i / 1.6 i * | | | 554 400 053 552 401 052 | | | 544 402 044 | 541 400 036 |
| 1.9 SDI (47 kW) / 1.9 TDI | | | 574 402 075 | | | 572 409 068 | 570 144 064 |
| 1.9 SDI (50 kW) | | | 577 400 078 | | | 574 012 068 | |
| CORDOBA (6L2) | 02 - 09 | | | | | | |
| 1.2 / 1.2 12V / 1.4 16V / 1.6 16V | | | 554 400 053 | | | 552 400 047 | |
| 1.4 TDI / 1.9 SDI / 1.9 TDI | | | 577 400 078 | | | 574 012 068 | |
| 1.6 / 2.0 | | | 563 400 061 | | | 560 408 054 | |
| EXEO (3R2) | 08 → | | | | | | |
| 1.6 / 1.8 T *  | | 580 901 080 | 563 400 061 | | | 560 408 054 | |
| 1.8 TSI / 2.0 TDI / 2.0 TFSI *  | | 580 901 080 | | | | 595 402 080 574 012 068 | |
| EXEO ST (3R5) | 09 → | | | | | | |
| 1.6 / 1.8 T *  | | 580 901 080 | 563 400 061 | | | 560 408 054 | |
| 1.8 TSI / 2.0 TDI / 2.0 TFSI *  | | 580 901 080 | | | | 595 402 080 574 012 068 | |
| FURA (025A) | 82 - 86 | | | | | | |
| 0.9 / 1.4 | | | | | | | 545 413 040 |
| IBIZA I (021A) | 84 - 93 | | | | | | |
| 0.9 / 1.2 / 1.2 i / 1.5 / 1.5 i / 1.5 i Cat / 1.7 * | | | 554 400 053 552 401 052 | | | 544 402 044 | 541 400 036 |
| 1.7 D | | | 563 401 061 | | | 560 127 054 | 556 401 048 |
| IBIZA II (6K1) | 93 - 02 | | | | | | |
| 1.0 / 1.0 i / 1.3 i * | | | 554 400 053 552 401 052 | | | 544 402 044 | 540 406 034 |
| 1.0 16V * | | | 554 400 053 552 401 052 | | | 544 402 044 | |

 FOR CARS WITH START/STOP (MUST REPLACE AGM WITH AGM, EFB WITH EFB)

* PLEASE CHECK AS MORE THAN ONE DIFFERENT SIZE BATTERIES CAN BE FITTED DEPENDING ON: - ELECTRICAL OPTIONS
- CLIMATE REGION
- BUILD OE

































SEAT

|   |  | SILVER dynamic | | | BLUE dynamic | | BLACK dynamic |
|---|---|----------------|----------------------------|-------------|--------------|-------------|---------------|
| | | AGM | SLI | Aux | EFB | SLI | SLI |
| SEAT | | | | | | | |
| IBIZA II (6K1) | 93 - 02 | | | | | | |
| 1.4 / 1.4 i / 1.4 i 16V * | | | 554 400 053 552 401 052 | | | 544 402 044 | 541 400 036 |
| 1.4 16V / 1.8 i / 1.8 i 16V / 1.8 T 20V Cupra / 2.0 i / 2.0 i 16V / 1.8 i 1.6 i * | | | 563 400 061 | | | 560 408 054 | |
| 1.9 D / 1.9 SDI (47 kW) / 1.9 TD / 1.9 TDI | | | 577 400 078 | | | 574 012 068 | 570 409 064 |
| 1.9 SDI (50 kW) | | | 574 402 075 | | | 572 409 068 | |
| IBIZA III (6L1) | 02 - 09 | | | | | | |
| 1.2 (47 kW) / 1.4 16V (74/55 kW) / 1.4 TDI / 1.6 / 1.8 T Cupra R / 1.8 T FR / 2.0 / 1.6 | | | 563 400 061 | | | 560 408 054 | |
| 1.2 (44 kW) / 1.2 12V / 1.4 16V (63 kW) / 1.6 16V | | | 554 400 053 | | | 552 400 047 | |
| 1.9 SDI / 1.9 TDI / 1.9 TDI Cupra R | | | 577 400 078 | | | 574 012 068 | |
| IBIZA IV (6J5, 6P1) | 08 → | | | | | | |
| 1.0 / 1.0 TSI / 1.4 TDI (66/77/55 kW) *  | | | 570 901 076 560 901 068 | | | 560 500 064 | |
| 1.2 (44 kW) / 1.2 TDI / 1.4 / 1.4 TSI (110 kW) *  | | | 570 901 076 560 901 068 | 554 400 053 | | 560 500 064 | 552 400 047 |
| 1.2 (51 kW) *  | | | 570 901 076 560 901 068 | 554 400 053 | | | 552 400 047 |
| 1.2 TSI (77 kW) *  | | | 560 901 068 | 554 400 053 | | 560 500 064 | 552 400 047 |
| 1.2 TSI (63 kW) *  | | | | 554 400 053 | | 560 500 064 | 552 400 047 |
| 1.2 TSI (66 kW)  | | | 560 901 068 | | | 560 500 064 | |
| 1.4 TDI (59 kW) *  | | | 570 901 076 560 901 068 | 563 400 061 | | | 560 408 054 |
| 1.4 TSI (103 kW) *  | | | 570 901 076 | | | 560 500 064 | |
| 1.4 TSI (110 kW)  | | | 570 901 076 | | | | |
| 1.6 / 1.6 LPG / 1.6 LPG *  | | | 570 901 076 560 901 068 | 563 400 061 | | 560 500 064 | 560 408 054 |
| 1.6 TDI (66 kW) / 1.9 TDI / 2.0 TDI *  | | | 570 901 076 560 901 068 | 577 400 078 | | | 574 012 068 |
| 1.6 TDI (77 kW) *  | | | 570 901 076 560 901 068 | 577 400 078 | | 560 500 064 | 574 012 068 |
| 2.0 | | | | 563 400 061 | | | 560 408 054 |
| IBIZA IV SPORTCOUPE (6J1, 6P5) | 08 → | | | | | | |
| 1.0 / 1.2 TSI *  | | | 560 901 068 | 554 400 053 | | 560 500 064 | 552 400 047 |
| 1.0 TSI  | | | 560 901 068 | | | 560 500 064 | |
| 1.2 (51 kW) *  | | | 570 901 076 560 901 068 | 554 400 053 | | | 552 400 047 |
| 1.2 (44 kW) / 1.2 TDI / 1.4 / 1.4 TSI (110 kW) / 1.4 TSI Cupra *  | | | 570 901 076 560 901 068 | 554 400 053 | | 560 500 064 | 552 400 047 |
| 1.4 TDI (59 kW) *  | | | 570 901 076 560 901 068 | 563 400 061 | | | 560 408 054 |
| 1.4 TDI (55 kW)  | | | 570 901 076 | | | 570 500 076 | |
| 1.4 TSI (103 kW) *  | | | 570 901 076 | | | 560 500 064 | |
| 1.4 TSI (110 kW) / 1.8 TSI Cupra  | | | 570 901 076 | | | | |
| 1.6 / 1.6 LPG *  | | | 570 901 076 560 901 068 | 563 400 061 | | 560 500 064 | 560 408 054 |
| 1.6 TDI (66 kW) / 1.9 TDI / 2.0 TDI *  | | | 570 901 076 560 901 068 | 577 400 078 | | | 574 012 068 |
| 1.6 TDI (77 kW) *  | | | 570 901 076 560 901 068 | 577 400 078 | | 560 500 064 | 574 012 068 |
| 2.0 | | | | 577 400 078 | | | 574 012 068 |
| IBIZA IV ST (6J8, 6P8) | 10 → | | | | | | |
| 1.0 / 1.2 TSI / 1.6 *  | | | 560 901 068 | 554 400 053 | | 560 500 064 | 552 400 047 |
| 1.0 TSI  | | | 560 901 068 | | | 560 500 064 | |
| 1.2 / 1.2 TDI / 1.4 *  | | | 570 901 076 560 901 068 | 554 400 053 | | 560 500 064 | 552 400 047 |
| 1.4 TDI  | | | 570 901 076 | | | 570 500 076 | |
| 1.4 TSI (110 kW) *  | | | 570 901 076 560 901 068 | | | 560 500 064 | |
| 1.4 TSI (110 kW) * | | | 570 901 076 | | | | 552 400 047 |
| 1.6 TDI *  | | | 570 901 076 560 901 068 | 563 400 061 | | 560 500 064 | 560 408 054 |
| INCA (6K9) | 95 - 03 | | | | | | |
| 1.4 16V / 1.4 i / 1.6 i (55 kW) * | | | 554 400 053 552 401 052 | | | 544 402 044 | |
| 1.6 i (55 kW) | | | 563 400 061 | | | 560 408 054 | 556 400 048 |
| 1.7 D | | | 563 400 061 | | | 560 408 054 | |
| 1.9 D / 1.9 SDI / 1.9 TDI | | | 577 400 078 | | | 574 012 068 | |
| LEON (1M1) | 99 - 06 | | | | | | |
| 1.4 16V | | | 554 400 053 | | | 552 400 047 | |
| 1.6 / 1.6 16 V / 1.8 20V / 1.8 20V T / 1.8 20V T 4 / 1.8 T Cupra R / 2.8 / 2.8 Cupra 4 | | | 563 400 061 | | | 560 408 054 | |
| 1.9 SDI / 1.9 TDI / 1.9 TDI Syncro | | | 577 400 078 | | | 574 012 068 | |



 FOR CARS WITH START/STOP (MUST REPLACE AGM WITH AGM, EFB WITH EFB)




* PLEASE CHECK AS MORE THAN ONE DIFFERENT SIZE BATTERIES CAN BE FITTED DEPENDING ON: - ELECTRICAL OPTIONS
- CLIMATE REGION
- BUILD OE

|   |  | SILVER dynamic | | | BLUE dynamic | | BLACK dynamic |
|--|---|----------------------------|-------------|-----|----------------------------|----------------------------|---------------|
| | | AGM | SLI | Aux | EFB | SLI | SLI |
| SEAT | | | | | | | |
| LEON (1P1) | 05 - 13 | | | | | | |
| 1.2 TSI *  | | 570 901 076 560 901 068 | | | | | |
| 1.4 16V / 1.6 MultiFuel | | | 554 400 053 | | | 552 400 047 | |
| 1.4 TSI  | | 560 901 068 | 563 400 061 | | 560 500 064 | 560 408 054 | |
| 1.6 / 1.6 LPG / 1.8 TSI | | | 563 400 061 | | | 560 408 054 | |
| 1.6 TDI (66 kW) / 1.9 TDI / 2.0 TDI (100/103 kW) | | | 577 400 078 | | | 574 012 068 | |
| 1.6 TDI (77 kW) / 2.0 TDI (125 kW) / 2.0 TDI 16V  | | 570 901 076 | 577 400 078 | | | 574 012 068 | |
| 2.0 Cupra R / 2.0 FSI / 2.0 TFSI | | | 563 400 061 | | | 574 012 068 560 408 054 | |
| LEON (5F1) | 12 → | | | | | | |
| 1.0 TSI  | | 560 901 068 | | | | | |
| 1.2 TSI (63 kW) *  | | 570 901 076 | 554 400 053 | | 570 500 076 | 552 400 047 | |
| 1.2 TSI (81 kW) *  | | 560 901 068 | 554 400 053 | | | 552 400 047 | |
| 1.4 TGI / 1.4 TSI (103/90 kW) / 1.6 TDI (85 kW) / 2.0 Cupra  | | 570 901 076 | | | 570 500 076 | | |
| 1.4 TSI (92 kW)  | | 570 901 076 | | | 570 500 076 560 500 064 | | |
| 1.6 TDI (77 kW) / 2.0 TDI (105/135/110 kW)  | | 570 901 076 | | | | | |
| 1.6 TDI (66 kW) *  | | 570 901 076 | 563 400 061 | | | 560 408 054 | |
| 1.8 TSI *  | | 570 901 076 | 563 400 061 | | 570 500 076 | 560 408 054 | |
| 2.0 TDI (81 kW)  | | 570 901 076 | 577 400 078 | | | 574 012 068 | |
| LEON SC (5F5) | 13 → | | | | | | |
| 1.0 TSI  | | 560 901 068 | | | | | |
| 1.2 TSI (63 kW) *  | | 570 901 076 | 554 400 053 | | 570 500 076 560 500 064 | 552 400 047 | |
| 1.2 TSI (77 kW)  | | 570 901 076 | | | 570 500 076 560 500 064 | | |
| 1.4 TSI / 1.6 TDI (85 kW) / 2.0 Cupra  | | 570 901 076 | | | 570 500 076 | | |
| 1.6 TDI (66 kW) *  | | 570 901 076 | 563 400 061 | | | 560 408 054 | |
| 1.6 TDI (77 kW) / 2.0 TDI (105/135/110 kW)  | | 570 901 076 | | | | | |
| 1.8 TSI *  | | 570 901 076 | 563 400 061 | | 570 500 076 | 560 408 054 | |
| 2.0 TDI (81 kW)  | | 570 901 076 | 577 400 078 | | | 574 012 068 | |
| LEON ST (5F8) | 13 → | | | | | | |
| 1.0 TSI  | | 560 901 068 | | | | | |
| 1.2 TSI *  | | 570 901 076 | 554 400 053 | | 570 500 076 560 500 064 | 552 400 047 | |
| 1.4 TGI / 1.4 TSI (103/110/92 kW) / 1.6 TDI (85 kW) / 1.6 TDI 4Drive (81 kW) / 1.8 TSI / 1.8 TSI 4Drive / 2.0 Cupra / 2.0 Cupra 4Drive  | | 570 901 076 | | | 570 500 076 | | |
| 1.4 TSI (90 kW)  | | 570 901 076 | | | 570 500 076 560 500 064 | | |
| 1.6 TDI (66 kW) / 1.6 TDI 4Drive (77 kW) *  | | 570 901 076 | 563 400 061 | | | 560 408 054 | |
| 1.6 TDI (77 kW) *  | | 570 901 076 560 901 068 | 563 400 061 | | | 560 408 054 | |
| 2.0 TDI / 2.0 TDI 4Drive (135 kW)  | | 570 901 076 | | | | | |
| 2.0 TDI 4Drive (110 kW)  | | 570 901 076 | 577 400 078 | | | 574 012 068 | |
| MALAGA (023A) | 84 - 93 | | | | | | |
| 1.2 / 1.2 i / 1.5 / 1.5 i / 1.5 i Cat / 1.7 D | | | 563 401 061 | | | 560 127 054 | 556 401 048 |
| MARBELLA (28) | 86 - 99 | | | | | | |
| 0.8 / 0.9 / 0.9 Cat | | | | | | | 545 413 040 |
| MARBELLA Box (028A) | 86 - 99 | | | | | | |
| 0.8 / 0.9 / 0.9 Cat | | | | | | | 545 413 040 |
| Mii (KF1) | 11 → | | | | | | |
| 1.0 / 1.0 EcoFuel *  | | 560 901 068 | | | 560 500 064 | 544 401 042 | |
| PANDA (141A) | 80 - 86 | | | | | | |
| 0.9 | | | | | | | 540 406 034 |
| RITMO (138) | 78 - 83 | | | | | | |
| 1.2 / 1.4 | | | 563 401 061 | | | 560 127 054 | 556 401 048 |
| 1.7 D | | | | | | 574 013 068 | |
| RONDA (022A) | 82 - 88 | | | | | | |
| 1.2 / 1.4 / 1.5 / 1.6 | | | 563 401 061 | | | 560 127 054 | 556 401 048 |
| 1.7 Diesel | | | | | | 570 413 063 | |
| TERRA (24) | 87 - 96 | | | | | | |
| 0.9 / 0.9 Cat / 1.3 D / 1.4 D | | | | | | | 545 413 040 |
| TERRA Box (024A) | 87 - 96 | | | | | | |
| 0.9 / 0.9 Cat / 1.3 D / 1.4 D | | | | | | | 545 413 040 |
| TOLEDO I (1L) | 91 - 99 | | | | | | |
| 1.6 i / 1.8 16V / 1.8 i / 2.0 i / 2.0 i 16V | | | 561 400 060 | | | 560 409 054 | |
| 1.9 D / 1.9 TD / 1.9 TDI | | | 574 402 075 | | | 572 409 068 | |

 FOR CARS WITH START/STOP (MUST REPLACE AGM WITH AGM, EFB WITH EFB)


























* PLEASE CHECK AS MORE THAN ONE DIFFERENT SIZE BATTERIES CAN BE FITTED DEPENDING ON:
- ELECTRICAL OPTIONS
- CLIMATE REGION
- BUILD OE


SEAT > SKODA

|   |  | SILVER dynamic | | | BLUE dynamic | | BLACK dynamic |
|---|---|----------------|-------------|-----|--------------|----------------------------|---------------|
| | | AGM | SLI | Aux | EFB | SLI | SLI |
| SEAT | | | | | | | |
| TOLEDO II (1M2) | 98 - 06 | | | | | | |
| 1.4 16V / 1.6 / 1.6 16V / 1.8 20V / 1.8 20VT | | | 561 400 060 | | | 560 409 054 | |
| 1.9 TDI | | | 574 402 075 | | | 572 409 068 | |
| 2.3 V5 / 2.3 V5 20V | | | 563 400 061 | | | 560 408 054 | |
| TOLEDO III (5P2) | 04 - 09 | | | | | | |
| 1.4 16V | | | 554 400 053 | | | 552 400 047 | |
| 1.6 / 1.8 TFSI | | | 563 400 061 | | | 560 408 054 | |
| 1.9 TDI / 2.0 FSI / 2.0 TDI / 2.0 TDI 16V / 2.0 TFSI | | | 577 400 078 | | | 574 012 068 | |
| TOLEDO IV (KG3) | 12 → | | | | | | |
| 1.2 / 1.2 TSI (63/77/66 kW) / 1.4 TSI (90 kW) * ⚠ | | 570 901 076 | 554 400 053 | | 560 500 064 | 552 400 047 | |
| 1.2 TSI (81 kW) / 1.4 TDI / 1.4 TSI (92 kW) * ⚠ | | 570 901 076 | | | 560 500 064 | | |
| 1.6 / 1.6 TDI (77 kW) * ⚠ | | 570 901 076 | 563 400 061 | | 560 500 064 | 560 408 054 | |
| 1.6 TDI (85 kW) ⚠ | | 570 901 076 | | | 570 500 076 | | |
| 127 (127A) | 72 - 82 | | | | | | |
| 0.9 / 1.0 | | | 563 401 061 | | | 560 127 054 | 556 401 048 |
| 131 | 75 - 86 | | | | | | |
| 1.5 / 1.6 / 2.0 / 2.4 Diesel | | | 563 401 061 | | | 560 127 054 | 556 401 048 |
| 132 | 73 - 82 | | | | | | |
| 1.9 / 2.2 D | | | 563 401 061 | | | 560 127 054 | 556 401 048 |
| SKODA | | | | | | | |
| CITIGO | 11 → | | | | | | |
| 1.0 / 1.0 CNG * ⚠ | | 560 901 068 | | | 560 500 064 | 544 401 042 | |
| FABIA I (6Y2) | 99 - 08 | | | | | | |
| 1.0 / 1.4 TDI / 2.0 | | | 563 400 061 | | | 560 408 054 | |
| 1.2 | | | 554 400 053 | | | 552 400 047 | |
| 1.4 / 1.4 16V | | | 554 400 053 | | | 560 408 054 552 400 047 | |
| 1.9 SDI / 1.9 TDI / 1.9 TDI RS | | | 577 400 078 | | | 574 012 068 | |
| FABIA I Saloon (6Y3) | 99 - 07 | | | | | | |
| 1.2 | | | 554 400 053 | | | 552 400 047 | |
| 1.4 / 1.4 16V | | | 554 400 053 | | | 560 408 054 552 400 047 | |
| 1.4 TDI / 2.0 | | | 563 400 061 | | | 560 408 054 | |
| 1.9 SDI / 1.9 TDI | | | 577 400 078 | | | 574 012 068 | |
| FABIA I Combi (6Y5) | 00 - 07 | | | | | | |
| 1.2 | | | 554 400 053 | | | 552 400 047 | |
| 1.4 / 1.4 16V | | | 554 400 053 | | | 560 408 054 552 400 047 | |
| 1.4 TDI / 2.0 | | | 563 400 061 | | | 560 408 054 | |
| 1.9 SDI / 1.9 TDI | | | 577 400 078 | | | 574 012 068 | |
| FABIA I Praktik (6Y5) | 01 - 07 | | | | | | |
| 1.2 | | | 554 400 053 | | | 552 400 047 | |
| 1.4 | | | 554 400 053 | | | 560 408 054 552 400 047 | |
| 1.4 TDI | | | 563 400 061 | | | 560 408 054 | |
| 1.9 SDI | | | 577 400 078 | | | 574 012 068 | |
| FABIA II (542) | 06 - 14 | | | | | | |
| 1.2 / 1.2 12V / 1.2 TSI (63 kW) / 1.4 / 1.4 TSI RS * ⚠ | | 570 901 076 | 554 400 053 | | 570 500 076 | 552 400 047 | |
| 1.2 TDI * ⚠ | | 570 901 076 | 563 400 061 | | | 560 408 054 | |
| 1.2 TSI (77 kW) * ⚠ | | 570 901 076 | 554 400 053 | | | 552 400 047 | |
| 1.4 TDI / 1.9 TDI ⚠ | | 570 901 076 | 577 400 078 | | | 574 012 068 | |
| 1.6 / 1.6 TDI * ⚠ | | 570 901 076 | 563 400 061 | | 570 500 076 | 560 408 054 | |
| FABIA II Combi (545) | 07 - 14 | | | | | | |
| 1.2 / 1.2 12V / 1.2 TSI / 1.4 / 1.4 TSI RS * ⚠ | | 570 901 076 | 554 400 053 | | 570 500 076 | 552 400 047 | |
| 1.2 TDI / 1.6 / 1.6 TDI * ⚠ | | 570 901 076 | 563 400 061 | | 570 500 076 | 560 408 054 | |
| 1.4 TDI / 1.9 TDI ⚠ | | 570 901 076 | 577 400 078 | | | 574 012 068 | |
| FABIA III (NJ3) | 14 → | | | | | | |
| 1.0 / 1.2 TSI ⚠ | | 560 901 068 | | | 560 500 064 | | |
| 1.4 TDI * ⚠ | | 570 901 076 | | | 560 500 064 | | |
| 1.6 * ⚠ | | 570 901 076 | 554 400 053 | | 560 500 064 | 552 400 047 | |
| FABIA III Estate (NJ5) | 14 → | | | | | | |
| 1.0 / 1.2 TSI ⚠ | | 560 901 068 | | | 560 500 064 | | |
| 1.4 TDI * ⚠ | | 570 901 076 | | | 560 500 064 | | |
| 1.6 * ⚠ | | 570 901 076 | 554 400 053 | | 560 500 064 | 552 400 047 | |
| FAVORIT (781) | 89 - 94 | | | | | | |
| 1.3 135 / 1.3 135L / 1.3 135 X,LX,GLX / 1.3 136 / 1.3 | | | 554 400 053 | | | 552 400 047 | 545 412 040 |
| FAVORIT Forman (785) | 88 - 95 | | | | | | |
| 1.3 | | | 554 400 053 | | | 552 400 047 | 545 412 040 |




























⚠ FOR CARS WITH START/STOP (MUST REPLACE AGM WITH AGM, EFB WITH EFB)
 * PLEASE CHECK AS MORE THAN ONE DIFFERENT SIZE BATTERIES CAN BE FITTED DEPENDING ON: - ELECTRICAL OPTIONS
 - CLIMATE REGION
 - BUILD OE

|  |  | SILVER dynamic | | | BLUE dynamic | | BLACK dynamic |
|---|---|----------------------------|----------------------------|-----|--------------|-------------|---------------|
| | | AGM | SLI | Aux | EFB | SLI | SLI |
| SKODA | | | | | | | |
| FAVORIT Pickup (787) | 92 - 97 | | | | | | |
| 1.3 | | | 554 400 053 | | | 552 400 047 | 545 412 040 |
| FELICIA I (6U1) | 94 - 98 | | | | | | |
| 1.3 | | | 554 400 053 | | | 552 400 047 | 545 412 040 |
| 1.6 LX / 1.9 D | | | 554 400 053 | | | 552 400 047 | |
| FELICIA I Estate (6U5) | 95 - 98 | | | | | | |
| 1.3 / 1.3 LXI | | | 554 400 053 | | | 552 400 047 | 545 412 040 |
| 1.3 LX / 1.6 GLX / 1.9 D | | | 554 400 053 | | | 552 400 047 | |
| FELICIA I Pickup (6UF, 6U7) | 95 - 02 | | | | | | |
| 1.3 / 1.6 / 1.9 D | | | 554 400 053 | | | 552 400 047 | |
| FELICIA II (6U1) | 98 - 01 | | | | | | |
| 1.3 / 1.6 / 1.9 D | | | 554 400 053 | | | 552 400 047 | |
| FELICIA II Estate (6U5) | 98 - 01 | | | | | | |
| 1.3 / 1.6 / 1.9 D | | | 554 400 053 | | | 552 400 047 | |
| KODIAQ (NS7) | 16 → | | | | | | |
| 1.4 TSI / 1.4 TSI 4x4 / 2.0 TDI / 2.0 TDI 4x4 / 2.0 TSI 4x4  | | 570 901 076 | | | | | |
| OCTAVIA I (1U2) | 96 - 10 | | | | | | |
| 1.4 / 1.4 16V / 1.8 | | | 554 400 053 | | | 552 400 047 | |
| 1.6 / 1.8 T / 1.8 T 4x4 / 2.0 / RS 1.8 T | | | 563 400 061 | | | 560 408 054 | |
| 1.9 SDI / 1.9 TDI | | | 577 400 078 | | | 574 012 068 | |
| OCTAVIA I Combi (1U5) | 98 - 10 | | | | | | |
| 1.4 16V | | | 554 400 053 | | | 552 400 047 | |
| 1.6 / 1.8 20V / 1.8 T / 1.8 T 4x4 / 2.0 / 2.0 4x4 / RS 1.8 T | | | 563 400 061 | | | 560 408 054 | |
| 1.9 SDI / 1.9 TDI / 1.9 TDI 4x4 | | | 577 400 078 | | | 574 012 068 | |
| OCTAVIA II (1Z3) | 04 - 13 | | | | | | |
| 1.2 TSI / 1.6 / 1.6 FSI / 1.6 LPG / 1.6 MultiFuel / 1.8 TSI (118 kW) / 2.0 FSI / 2.0 RS | | | 563 400 061 | | | 560 408 054 | |
| 1.4 | | | 554 400 053 | | | 552 400 047 | |
| 1.4 TSI *  | | 570 901 076 560 901 068 | 554 400 053 | | | 552 400 047 | |
| 1.6 TDI *  | | 570 901 076 | 563 400 061 | | 570 500 076 | 560 408 054 | |
| 1.8 TSI (112 kW) / 1.9 TDI / 2.0 TDI / 2.0 TDI 16V / 2.0 TDI RS | | | 577 400 078 | | | 574 012 068 | |
| OCTAVIA II Combi (1Z5) | 04 - 13 | | | | | | |
| 1.2 TSI / 1.6 / 1.6 FSI / 1.6 LPG / 1.6 MultiFuel / 1.6 TDI 4x4 / 1.8 TSI (118 kW) / 1.8 TSI 4x4 / 2.0 FSI / 2.0 FSI 4x4 / 2.0 RS | | | 563 400 061 | | | 560 408 054 | |
| 1.4 | | | 554 400 053 | | | 552 400 047 | |
| 1.4 TSI *  | | 570 901 076 560 901 068 | 554 400 053 | | | 552 400 047 | |
| 1.6 TDI *  | | 570 901 076 | 563 400 061 | | 570 500 076 | 560 408 054 | |
| 1.8 TSI (112 kW) / 1.9 TDI / 1.9 TDI 4x4 / 2.0 TDI / 2.0 TDI 16V / 2.0 TDI 16V 4x4 / 2.0 TDI 4x4 / 2.0 TDI RS | | | 577 400 078 | | | 574 012 068 | |
| OCTAVIA III (5E3, NL3, NR3) | 12 → | | | | | | |
| 1.0 TSI / 1.2 TSI (81 kW) / 1.4 TSI (110 kW) / 1.4 TSI G-TEC / 1.6 TDI (85 kW) / 1.6 TDI 4x4 (81 kW) / 1.8 TSI 4x4 / 2.0 TSI RS  | | 570 901 076 | | | 570 500 076 | | |
| 1.2 TSI (63 kW) *  | | 570 901 076 | 554 400 053 | | 570 500 076 | 552 400 047 | |
| 1.4 TSI (103 kW) / 1.6 / 1.6 TDI 4x4 (77 kW) / 1.8 TSI *  | | 570 901 076 | 563 400 061 | | 570 500 076 | 560 408 054 | |
| 1.6 TDI (77 kW) *  | | 570 901 076 | 563 400 061 | | | 560 408 054 | |
| 2.0 TDI (110 kW)  | | 570 901 076 | 577 400 078 | | | 574 012 068 | |
| 2.0 TDI (105 kW) / 2.0 TDI 4x4 / 2.0 TDI RS / 2.0 TDI / TDI RS 4x4  | | 570 901 076 | | | | | |
| OCTAVIA III Combi (5E5) | 12 → | | | | | | |
| 1.0 TSI / 1.2 TSI (81 kW) / 1.4 TSI (110 kW) / 1.4 TSI G-TEC / 1.6 TDI (85 kW) / 1.6 TDI 4x4 / 2.0 TDI (105 kW) / 2.0 TDI 4x4 / 2.0 TDI RS / 2.0 TSI RS  | | 570 901 076 | | | 570 500 076 | | |
| 1.2 TSI (63 kW) *  | | 570 901 076 | 554 400 053 | | 570 500 076 | 552 400 047 | |
| 1.4 TSI (103 kW) / 1.6 / 1.6 TDI (81 kW) / 1.8 TSI / 1.8 TSI 4x4 *  | | 570 901 076 | 563 400 061 | | 570 500 076 | 560 408 054 | |
| 1.6 TDI (77 kW) *  | | 570 901 076 | 563 400 061 | | | 560 408 054 | |
| 2.0 TDI (110 kW)  | | 570 901 076 | 577 400 078 | | | 574 012 068 | |
| 2.0 TDI / TDI RS 4x4  | | 570 901 076 | | | | | |
| RAPID (120G, 130G, 135G) | 83 - 91 | | | | | | |
| 1.2 / 1.3 / 1.3 S * | | | 554 400 053 552 401 052 | | | 544 402 044 | 541 400 036 |
| RAPID (NH3) | 12 → | | | | | | |
| 1.2 / 1.2 TSI (77/63 kW) / 1.4 TSI (90 kW) *  | | 570 901 076 | 554 400 053 | | 560 500 064 | 552 400 047 | |
| 1.2 TSI (66 kW) / 1.4 TSI (92 kW)  | | 560 901 068 | | | | | |
| 1.4 TDI *  | | 570 901 076 | | | 560 500 064 | | |
| 1.6 / 1.6 TDI (77 kW) *  | | 570 901 076 | 563 400 061 | | 560 500 064 | 560 408 054 | |
| 1.6 TDI (85 kW)  | | 570 901 076 | 577 400 078 | | 570 500 076 | 574 012 068 | |
| RAPID Spaceback (NH1) | 12 → | | | | | | |
| 1.2 / 1.2 TSI (77/63 kW) / 1.4 TSI (90 kW) / 1.6 *  | | 570 901 076 | 554 400 053 | | 560 500 064 | 552 400 047 | |


 FOR CARS WITH START/STOP (MUST REPLACE AGM WITH AGM, EFB WITH EFB)
 * PLEASE CHECK AS MORE THAN ONE DIFFERENT SIZE BATTERIES CAN BE FITTED DEPENDING ON: - ELECTRICAL OPTIONS
 - CLIMATE REGION
 - BUILD OE













S

SKODA > SMART

|   |  | SILVER dynamic | | | BLUE dynamic | | BLACK dynamic |
|---|---|----------------------------|----------------------------|-----|--------------|-------------|---------------|
| | | AGM | SLI | Aux | EFB | SLI | SLI |
| SKODA | | | | | | | |
| RAPID Spaceback (NH1) | 12 → | | | | | | |
| 1.2 TSI (66 kW) / 1.4 TSI (92 kW)  | | 560 901 068 | | | | | |
| 1.4 TDI *  | | 570 901 076 | | | 560 500 064 | | |
| 1.6 TDI (77 kW) *  | | 570 901 076 | 563 400 061 | | 560 500 064 | 560 408 054 | |
| 1.6 TDI (85 kW)  | | 570 901 076 | | | 570 500 076 | | |
| ROOMSTER (5J) | 06 - 15 | | | | | | |
| 1.2 (47 kW) / 1.4 / 1.6 | | | 554 400 053 | | | 552 400 047 | |
| 1.2 (51 kW) / 1.2 TSI *  | | 570 901 076 | 554 400 053 | | | 552 400 047 | |
| 1.2 TDI *  | | 570 901 076 | 563 400 061 | | 570 500 076 | 560 408 054 | |
| 1.4 TDI / 1.9 TDI | | | 563 400 061 | | | 560 408 054 | |
| 1.6 TDI *  | | 570 901 076 | 563 400 061 | | | 560 408 054 | |
| ROOMSTER Praktik (5J) | 07 - 15 | | | | | | |
| 1.2 *  | | 570 901 076 | 554 400 053 | | | 552 400 047 | |
| 1.2 TDI / 1.2 TSI / 1.6 TDI *  | | 570 901 076 | 563 400 061 | | | 560 408 054 | |
| 1.4 | | | 554 400 053 | | | 552 400 047 | |
| 1.4 TDI | | | 563 400 061 | | | 560 408 054 | |
| SUPERB I (3U4) | 01 - 08 | | | | | | |
| 1.8 T / 2.0 | | | 563 400 061 | | | 560 408 054 | |
| 1.9 TDI / 2.0 TDI / 2.8 V6 | | | 577 400 078 | | | 574 012 068 | |
| 2.5 TDI | | | 585 400 080 | | | 580 400 074 | |
| SUPERB II (3T4) | 08 - 15 | | | | | | |
| 1.4 TSI *  | | 580 901 080 570 901 076 | 554 400 053 | | | | |
| 1.6 TDI / 1.8 TSI / 1.8 TSI 4x4 *  | | 580 901 080 570 901 076 | 563 400 061 | | | 560 408 054 | |
| 1.9 TDI / 2.0 TDI / 2.0 TDI 16V / 2.0 TDI 16V 4x4 / 2.0 TDI 4x4 / 3.6 FSI 4x4 *  | | 580 901 080 570 901 076 | 577 400 078 | | | 574 012 068 | |
| 2.0 TSI *  | | 580 901 080 570 901 076 | 577 400 078 | | 570 500 076 | 574 012 068 | |
| SUPERB II Estate (3T5) | 09 - 15 | | | | | | |
| 1.4 TSI / 1.8 TSI 4x4 (112 kW) / 2.0 TDI / 2.0 TDI 16V / 2.0 TDI 16V 4x4 / 2.0 TDI 4x4 / 3.6 V6 4x4 *  | | 580 901 080 570 901 076 | 577 400 078 | | | 574 012 068 | |
| 1.6 TDI / 1.8 TSI / 1.8 TSI 4x4 (118 kW) *  | | 580 901 080 570 901 076 | 563 400 061 | | | 560 408 054 | |
| 1.9 TDI / 2.0 TSI *  | | 580 901 080 570 901 076 | 577 400 078 | | 570 500 076 | 574 012 068 | |
| SUPERB III (3V3) | 15 → | | | | | | |
| 1.4 TSI / 1.4 TSI 4x4 / 1.6 TDI / 1.8 TSI / 2.0 TDI / 2.0 TDI 4x4 / 2.0 TSI / 2.0 TSI 4x4  | | 570 901 076 | | | | | |
| SUPERB III Estate (3V5) | 15 → | | | | | | |
| 1.4 TSI / 1.4 TSI 4x4 / 1.6 TDI / 1.8 TSI / 2.0 TDI / 2.0 TDI 4x4 / 2.0 TSI / 2.0 TSI 4x4  | | 570 901 076 | | | | | |
| YETI (5L) | 09 - 17 | | | | | | |
| 1.2 TSI (77 kW) / 1.4 TSI (90 kW) / 1.6 / 1.6 TDI / 1.8 TSI 4x4 (118 kW) *  | | 570 901 076 | 563 400 061 | | 570 500 076 | 560 408 054 | |
| 1.2 TSI (81 kW) / 1.4 TSI (92 kW) / 1.4 TSI 4x4 / 2.0 TDI (110 kW) / 2.0 TDI 4x4 (110 kW)  | | 570 901 076 | | | | | |
| 1.8 TSI 4x4 (112 kW)  | | 570 901 076 | 577 400 078 | | 570 500 076 | 574 012 068 | |
| 2.0 TDI (103 kW) / 2.0 TDI 4x4 (103 kW)  | | 570 901 076 | 577 400 078 | | | 574 012 068 | |
| 105,120 (742) | 76 - 90 | | | | | | |
| 1.0 105 S,L / 1.0 105 S,L,GL / 1.2 120 L / 1.2 120 LS * | | | 554 400 053 552 401 052 | | | 544 402 044 | 541 400 036 |
| 105,120 (744) | 83 - 90 | | | | | | |
| 1.0 105 S,L / 1.0 105 S,L,LS / 1.2 120 GLS / 1.2 120 L * | | | 554 400 053 552 401 052 | | | 544 402 044 | 541 400 036 |
| 110 | 69 - 82 | | | | | | |
| 1.1 L / 1.1 LS * | | | 554 400 053 552 401 052 | | | 544 402 044 | 541 400 036 |
| 110 Coupe | 70 - 82 | | | | | | |
| 1.1 R * | | | 554 400 053 552 401 052 | | | 544 402 044 | 541 400 036 |
| 130 | 85 - 91 | | | | | | |
| G,GL / GL / L,GL * | | | 554 400 053 552 401 052 | | | 544 402 044 | 541 400 036 |
| SMART | | | | | | | |
| CABRIO (450) | 00 - 04 | | | | | | |
| 0.6 / 0.7 | | | 554 400 053 | | | 552 400 047 | |
| 0.8 CDI | | | 563 400 061 | | | 560 408 054 | |
| CITY-COUPE (450) | 98 - 04 | | | | | | |
| 0.6 / 0.7 | | | 554 400 053 | | | 552 400 047 | |








 FOR CARS WITH START/STOP (MUST REPLACE AGM WITH AGM, EFB WITH EFB)
 * PLEASE CHECK AS MORE THAN ONE DIFFERENT SIZE BATTERIES CAN BE FITTED DEPENDING ON: - ELECTRICAL OPTIONS
 - CLIMATE REGION
 - BUILD OE

|   |  | SILVER dynamic | | | BLUE dynamic | | BLACK dynamic |
|---|---|----------------|-------------|-----|--------------|-------------|---------------|
| | | AGM | SLI | Aux | EFB | SLI | SLI |
| SMART | | | | | | | |
| CITY-COUPE (450) | 98 - 04 | | | | | | |
| 0.8 CDI | | | 563 400 061 | | | 560 408 054 | |
| CROSSBLADE (450) | 02 - 03 | | | | | | |
| 0.6 | | | 554 400 053 | | | 552 400 047 | |
| ROADSTER (452) | 03 - 05 | | | | | | |
| 0.7 / 0.7 Brabus | | | 554 400 053 | | | 552 400 047 | |
| ROADSTER Coupe (452) | 03 - 05 | | | | | | |
| 0.7 / 0.7 Brabus | | | 554 400 053 | | | 552 400 047 | |
| FORTWO Coupe (450) | 04 - 07 | | | | | | |
| 0.7 (37 kW) | | | 554 400 053 | | | 552 400 047 | |
| 0.7 (55 kW) / 0.8 CDI | | | 563 400 061 | | | 560 408 054 | |
| FORTWO Cabrio (450) | 04 - 07 | | | | | | |
| 0.7 (55 kW) / 0.8 CDI | | | 563 400 061 | | | 560 408 054 | |
| 0.7 (45 kW) | | | 554 400 053 | | | 552 400 047 | |
| FORFOUR (454) | 04 - 06 | | | | | | |
| 1.1 / 1.3 / 1.5 / 1.5 BRABUS | | | 554 400 053 | | | 552 400 047 | |
| 1.5 CDI | | | 563 400 061 | | | 560 408 054 | |
| FORTWO Coupe (451) | 07 → | | | | | | |
| 0.8 CDi / 1.0 Brabus / 1.0 Turbo Brabus / 1.0 Turbo Brabus | | | 563 400 061 | | | 560 408 054 | |
| 1.0  | | 560 901 068 | | | | | |
| 1.0 Turbo / electric drive / electric drive Brabus | | | 554 400 053 | | | 552 400 047 | |
| FORTWO Cabrio (451) | 07 → | | | | | | |
| 0.8 CDi / 1.0 Brabus / 1.0 Turbo Brabus | | | 563 400 061 | | | 560 408 054 | |
| 1.0 *  | | 560 901 068 | 554 400 053 | | | 552 400 047 | |
| 1.0 Turbo / electric drive / electric drive Brabus | | | 554 400 053 | | | 552 400 047 | |
| FORTWO Coupe (453) | 14 → | | | | | | |
| 0.9 / 1.0  | | 560 901 068 | | | | | |
| 0.9 Brabus  | | 560 901 068 | | | 560 500 064 | | |
| FORFOUR Hatchback (453) | 14 → | | | | | | |
| 0.9  | | | | | 560 500 064 | | |
| 0.9 Brabus / 1.0 (45 kW)  | | 560 901 068 | | | 560 500 064 | | |
| 1.0 (52 kW)  | | 560 901 068 | | | | | |
| FORTWO Convertible (453) | 15 → | | | | | | |
| 0.9 / 1.0  | | | | | 560 500 064 | | |
| 0.9 Brabus  | | 560 901 068 | | | 560 500 064 | | |
| SSANGYONG | | | | | | | |
| ACTYON I | 05 → | | | | | | |
| 2.0 Xdi 4WD / 2.0 Xdi (104 kW) | | | | | | 595 405 083 | |
| 2.0 Xdi (100 kW) / 2.3 | | | | | | 560 411 054 | |
| 2.3 4x4 | | | | | | 570 413 063 | |
| ACTYON II | 12 → | | | | | | |
| 2.0 / 2.0 4x4 / 2.0 XDdi / 2.0 XDdi 4x4 | | | | | | 595 405 083 | |
| ACTYON SPORTS I (QJ) | 05 → | | | | | | |
| 2.0 Xdi / 2.0 Xdi 4WD / 2.3 4WD | | | | | | 595 405 083 | |
| ACTYON SPORTS II | 12 → | | | | | | |
| 2.0 Xdi / 2.0 Xdi 4WD / 2.2 Xdi / 2.2 Xdi 4WD | | | | | | 595 405 083 | |
| CHAIRMAN (HT_) | 97 → | | | | | | |
| 2.3 | | | | | | 570 413 063 | |
| 2.8 / 3.2 | | | | | | 595 405 083 | |
| ISTANA Bus | 92 - 95 | | | | | | |
| 2.9 TD | | | | | | 595 405 083 | |
| ISTANA Box | 92 - 95 | | | | | | |
| 2.9 D | | | | | | 595 405 083 | |
| ISTANA Bus | 95 - 03 | | | | | | |
| 2.9 D | | | | | | 595 405 083 | |
| ISTANA Box | 95 - 03 | | | | | | |
| 2.9 D | | | | | | 595 405 083 | |
| KORANDO (K4) | 88 - 97 | | | | | | |
| 2.2 D | | | | | | 595 405 083 | |
| KORANDO (KJ) | 96 - 06 | | | | | | |
| 2.0 / 2.3 (105/110 kW) / 2.3 D / 2.3 TDiC 4x4 / 2.9 D / 2.9 TD / 3.2 | | | | | | 595 405 083 | |
| 2.3 (103 kW) | | | | | | 570 413 063 | |
| KORANDO Cabrio (KJ) | 96 - 06 | | | | | | |
| 2.3 (103 kW) | | | | | | 570 413 063 | |
| 2.3 (110 kW) / 2.9 D / 2.9 TD / 3.2 | | | | | | 595 405 083 | |

△ FOR CARS WITH START/STOP (MUST REPLACE AGM WITH AGM, EFB WITH EFB)
 * PLEASE CHECK AS MORE THAN ONE DIFFERENT SIZE BATTERIES CAN BE FITTED DEPENDING ON: - ELECTRICAL OPTIONS
 - CLIMATE REGION
 - BUILD OE

S









SSANGYONG > SUBARU

|   |  | SILVER dynamic | | | BLUE dynamic | | BLACK dynamic |
|---|---|----------------|-----|-----|--------------|-------------|---------------|
| | | AGM | SLI | Aux | EFB | SLI | SLI |
| SSANGYONG | | | | | | | |
| KORANDO (CK) | 10 → | | | | | | |
| 2.0 / 2.0 4WD / 2.0 e-XDi / 2.0 e-XDi 4WD / 2.0 e-XDi 4WD / 2.0 GPL / 2.0 GPL 4WD / 2.2 Xdi / 2.2 Xdi 4WD | | | | | | 595 405 083 | |
| KYRON | 05 → | | | | | | |
| 2.0 Xdi (100 kW) / 2.3 | | | | | | 560 411 054 | |
| 2.0 Xdi (104 kW) / 2.0 Xdi 4x4 / 2.7 Xdi / 3.2 M320 4x4 | | | | | | 595 405 083 | |
| MUSSO (FJ) | 93 - 07 | | | | | | |
| 2.0 * | | | | | | 560 410 054 | |
| 2.3 / 2.3 D / 2.9 D / 2.9 TD / 2.9 D / 3.2 | | | | | | 552 400 047 | |
| 2.3 TDiC All-wheel Drive | | | | | | 595 405 083 | |
| | | | | | | 595 404 083 | |
| MUSSO SPORTS | 04 → | | | | | | |
| 2.9 D 4x4 | | | | | | 595 405 083 | |
| NOMAD | 14 → | | | | | | |
| 2.3 4WD | | | | | | 595 405 083 | |
| REXTON (GAB_) | 02 → | | | | | | |
| 2.3 RX230 4x4 / 2.7 D 4x4 / 2.7 Xdi / 2.7 Xdi 4x4 / 2.7 Xdi Turbo 4x4 / 2.7 Xdi Turbo 4x4 / 2.9 TD / 2.9 TD / 3.2 4x4 | | | | | | 595 405 083 | |
| REXTON W | 12 → | | | | | | |
| 2.0 Xdi / 2.0 Xdi All-wheel Drive / 2.2 Xdi / 2.2 Xdi All-wheel Drive / 2.7 Xdi All-wheel Drive / 2.7 Xdi All-wheel Drive | | | | | | 595 405 083 | |
| RODIUS | 05 → | | | | | | |
| 2.7 Xdi / 2.7 Xdi 4WD / 3.2 / 3.2 4WD | | | | | | 595 405 083 | |
| RODIUS II | 13 → | | | | | | |
| 2.0 Xdi / 2.0 Xdi 4WD / 2.2 Xdi / 2.2 Xdi 4WD | | | | | | 595 405 083 | |
| STAVIC | 05 → | | | | | | |
| 2.0 200 XDi / 2.7 270 sXDi / 2.7 270 sXDi 4x4 / 3.2 4x4 | | | | | | 595 405 083 | |
| TIVOLI | 15 → | | | | | | |
| 1.6 / 1.6 All-wheel Drive * | | 570 901 076 | | | | 552 400 047 | |
| 1.6 GPL / 1.6 GPL All-wheel Drive * | | 570 901 076 | | | | 560 408 054 | |
| | | | | | | 552 400 047 | |
| 1.6 XDi 160 / 1.6 XDi 160 All-wheel Drive *  | | 570 901 076 | | | | 570 412 063 | |
| XLV Closed Off-Road Vehicle | 16 → | | | | | | |
| 1.6 GPL / 1.6 GPL All-wheel Drive * | | 570 901 076 | | | | 560 408 054 | |
| | | | | | | 552 400 047 | |
| e-XDi 160 / e-XDi 160 All-wheel Drive / e-XGi 160 / e-XGi 160 All-wheel Drive * | | 570 901 076 | | | | 570 412 063 | |
| | | | | | | 552 400 047 | |
| SUBARU | | | | | | | |
| BRZ | 12 → | | | | | | |
| 2.0 | | | | | | 560 411 054 | |
| FORESTER (SF_) | 97 - 02 | | | | | | |
| 2.0 AWD / 2.0 S Turbo AWD * | | | | | | 560 410 054 | |
| | | | | | | 552 400 047 | |
| 2.5 AWD | | | | | | 560 410 054 | |
| FORESTER (SG_) | 02 - 12 | | | | | | |
| 2.5 AWD (121 kW) / 2.5 RX Nato AWD | | | | | | 560 410 054 | |
| 2.0 AWD / 2.0 S Turbo AWD / 2.0 X AWD / 2.5 AWD (155 kW) / 2.5 XT AWD * | | | | | | 560 410 054 | |
| | | | | | | 552 400 047 | |
| 2.5 AWD (171 kW) | | | | | | 570 412 063 | |
| FORESTER (SH_) | 07 → | | | | | | |
| 2.0 AWD | | | | | | 560 410 054 | |
| 2.0 D AWD / 2.5 AWD (169/126/126/169 kW) / 2.5 AWD (169/126/126/169 kW) | | | | | | 570 412 063 | |
| 2.5 AWD (126 kW) | | | | | 572 501 076 | | |
| FORESTER (SJ_) | 12 → | | | | | | |
| 2.0 D AWD | | | | | | 570 412 063 | |
| 2.0 iAWD *  | | | | | 565 501 065 | 560 410 054 | |
| | | | | | | 552 400 047 | |
| 2.0 XT AWD * | | | | | | 560 410 054 | |
| | | | | | | 552 400 047 | |
| IMPREZA Coupe (GFC) | 93 - 00 | | | | | | |
| 1.6 / 1.6 AWD / 1.8 AWD / 2.0 AWD / 2.0 Turbo AWD | | | | | | 560 410 054 | |
| IMPREZA Saloon (GC) | 92 - 01 | | | | | | |
| 1.6 iAWD / 1.6 i / 1.8 iAWD / 2.0 AWD / 2.0 iAWD / 2.0 i / 2.0 Turbo GT AWD / 2.0 Turbo GT AWD / 2.0 Turbo GT AWD / 2.0 AWD | | | | | | 560 410 054 | |
| IMPREZA Estate (GF) | 92 - 00 | | | | | | |
| 1.6 / 1.6 iAWD / 1.6 i / 1.8 iAWD / 1.8 i / 2.0 i / 2.0 i16V AWD / 2.0 iAWD / 2.0 i Turbo AWD / 2.0 i Turbo AWD / 2.0 Turbo GT AWD / 2.0 Turbo GT AWD / 2.2 GX AWD | | | | | | 560 410 054 | |



 FOR CARS WITH START/STOP (MUST REPLACE AGM WITH AGM, EFB WITH EFB)



* PLEASE CHECK AS MORE THAN ONE DIFFERENT SIZE BATTERIES CAN BE FITTED DEPENDING ON: - ELECTRICAL OPTIONS
- CLIMATE REGION
- BUILD OE

|   |  | SILVER dynamic | | | BLUE dynamic | | BLACK dynamic |
|--|---|----------------|-----|-----|--------------|----------------------------|---------------|
| | | AGM | SLI | Aux | EFB | SLI | SLI |
| SUBARU | | | | | | | |
| IMPREZA Saloon (GD) | 99 - 09 | | | | | | |
| 1.5 (74 kW) / 2.0 i WRX AWD | | | | | | 560 410 054 | |
| 1.5 (81 kW) / 1.5 AWD / 1.6 AWD / 2.0 AWD / 2.0 i AWD / 2.0 i RAWD / 2.0 i R AWD / 2.0 WRX STi AWD / 2.0 WRX STi AWD / 2.0 WRX Turbo AWD / 2.5 AWD / 2.5 i WRX AWD / 2.5 WRX STi AWD * | | | | | | 560 410 054 552 400 047 | |
| IMPREZA Estate (GG) | 00 - 08 | | | | | | |
| 1.5 AWD / 1.6 AWD / 2.0 AWD / 2.0 i R AWD / 2.0 AWD / 2.0 i RAWD / 2.0 WRX Turbo AWD / 2.5 AWD / 2.5 WRX AWD * | | | | | | 560 410 054 552 400 047 | |
| 2.0 Turbo AWD / 2.0 WRX STi AWD | | | | | | 560 410 054 | |
| IMPREZA Hatchback (GR, GH, G3) | 07 - 14 | | | | | | |
| 1.5 AWD / 1.5 F / 2.0 D AWD / 2.0 R AWD / 2.5 AWD / 2.5 AWD / 2.5 AWD / 2.5 WRX S AWD * | | | | | | 560 410 054 552 400 047 | |
| 2.5 STi CS400 AWD | | | | | | 560 410 054 | |
| 2.5 WRX STi AWD *  | | | | | 565 501 065 | 560 410 054 552 400 047 | |
| IMPREZA Saloon (GR) | 07 → | | | | | | |
| 1.5 | | | | | | 560 410 054 | |
| 1.5 AWD / 2.0 i AWD * | | | | | | 560 410 054 552 400 047 | |
| 2.5 AWD * | | | | | 565 501 065 | 560 410 054 | |
| 2.5 WRX STi AWD *  | | | | | 565 501 065 | 560 410 054 552 400 047 | |
| IMPREZA Hatchback (GP) | 11 → | | | | | | |
| 1.6 i AWD (84 kW) / 1.6 i *  | | | | | 565 501 065 | 560 410 054 552 400 047 | |
| 1.6 i AWD (85 kW) * | | | | | 565 501 065 | 560 410 054 | |
| 2.0 AWD *  | | | | | 565 501 065 | 560 410 054 540 126 033 | |
| IMPREZA Saloon (GJ) | 11 → | | | | | | |
| 1.6 AWD | | | | | 565 501 065 | | |
| WRX Hatchback (GP) | 11 - 12 | | | | | | |
| STi 2.5 AWD * | | | | | 565 501 065 | 560 410 054 | |
| WRX Saloon (GJ) | 11 → | | | | | | |
| STi 2.5 AWD *  | | | | | 565 501 065 | 560 410 054 | |
| IMPREZA Hatchback (GT) | 16 → | | | | | | |
| 1.6 i AWD | | | | | 565 501 065 | | |
| JUSTY I (KAD) | 84 - 96 | | | | | | |
| 1000 / 1000 4WD / 1200 / 1200 4WD | | | | | | 545 155 033 | |
| JUSTY II (JMA, MS) | 95 - 03 | | | | | | |
| 1.3 4x4 / 1.3 GX 4x4 * | | | | | | 552 400 047 545 155 033 | |
| JUSTY III (G3X) | 03 → | | | | | | |
| 1.3 AWD / 1.5 AWD * | | | | | | 552 400 047 545 155 033 | |
| JUSTY IV | 07 → | | | | | | |
| 1.0 | | | | | | 540 126 033 | |
| 1.3 AWD * | | | | | | 545 156 033 540 126 033 | |
| LEGACY I (BC) | 89 - 95 | | | | | | |
| 1800 / 1800 4WD / 2.0 / 2000 4WD / 2000 Turbo 4WD / 2.0 / 2.0 GL / 2200 4WD | | | | | | 560 410 054 | |
| LEGACY I Estate (BC, BJJ) | 89 - 94 | | | | | | |
| 1800 / 1800 4WD / 2000 / 2000 4WD / 2000 Turbo Super 4WD / 2200 Super 4WD | | | | | | 560 410 054 | |
| LEGACY II (BD) | 94 - 99 | | | | | | |
| 2.0 i / 2.0 i 4WD / 2.2 / 2.2 i 4WD / 2.5 i 4WD | | | | | | 560 410 054 | |
| LEGACY II Estate (BG) | 94 - 99 | | | | | | |
| 2.0 i / 2.0 i 4WD / 2.2 i 4WD / 2.5 i 4WD / 2.5 i 4WD | | | | | | 560 410 054 | |
| LEGACY III (BE) | 98 - 03 | | | | | | |
| 2.0 AWD / 2.5 AWD * | | | | | | 560 410 054 552 400 047 | |
| LEGACY III Estate (BH) | 98 - 03 | | | | | | |
| 2.0 AWD (206 kW) / 3.0 H6 AWD | | | | | | 560 410 054 | |
| 2.0 AWD (92 kW) / 2.5 AWD * | | | | | | 560 410 054 552 400 047 | |
| LEGACY IV (BL) | 03 - 15 | | | | | | |
| 2.0 AWD / 2.0 D AWD / 2.5 AWD / 2.5 i AWD / 3.0 R AWD * | | | | | | 560 410 054 552 400 047 | |
| 2.0 R AWD | | | | | | 560 410 054 | |

S

△ FOR CARS WITH START/STOP (MUST REPLACE AGM WITH AGM, EFB WITH EFB)
 * PLEASE CHECK AS MORE THAN ONE DIFFERENT SIZE BATTERIES CAN BE FITTED DEPENDING ON: - ELECTRICAL OPTIONS
 - CLIMATE REGION
 - BUILD OE





SUBARU

|  |  | SILVER dynamic | | | BLUE dynamic | | BLACK dynamic |
|---|---|----------------|-------------|-----|--------------|----------------------------|---------------|
| | | AGM | SLI | Aux | EFB | SLI | SLI |
| SUBARU | | | | | | | |
| LEGACY IV Estate (BP) | 03 - 09 | | | | | | |
| 2.0 AWD / 2.0 RAWD / 2.5 AWD / 2.5 iAWD / 3.0 RAWD * | | | | | | 560 410 054 552 400 047 | |
| 2.0 D AWD | | | | | | 595 404 083 | |
| LEGACY V (BM) | 09 → | | | | | | |
| 2.0 D AWD | | | | | | 570 413 063 | |
| 2.0 iAWD / 2.5 GT AWD / 2.5 iAWD / 2.5 GT AWD * | | | | | | 560 410 054 552 400 047 | |
| LEGACY V Estate (BR) | 08 - 14 | | | | | | |
| 2.0 D AWD (108 kW) | | | | | | 570 412 063 | |
| 2.0 D AWD (110 kW) | | | | | | 570 413 063 | |
| 2.0 iAWD (110 kW) / 2.5 GT AWD / 2.5 iAWD * | | | | | | 560 410 054 552 400 047 | |
| 2.0 iAWD (110 kW) | | | | | | 560 411 054 | |
| LEONE I Hatchback | 79 - 84 | | | | | | |
| 1300 / 1600 / 1800 4WD / 1800 Turismo 4WD | | | | | | 560 411 054 | |
| LEONE I (AB) | 79 - 84 | | | | | | |
| 1300 / 1600 / 1800 4WD | | | | | | 560 411 054 | |
| LEONE I Estate | 78 - 84 | | | | | | |
| 1300 / 1600 / 1600 4WD / 1800 4WD / 1800 Super 4WD | | | | | | 560 411 054 | |
| LEONE II | 84 - 94 | | | | | | |
| 1300 / 1.6 / 1600 / 1.8 / 1800 4WD / 1800 Cat 4WD / 1800 Turbo 4WD / 1.8 GL / 1.8 Turbo AWD | | | | | | 560 411 054 | |
| LEONE II Estate | 83 - 94 | | | | | | |
| 1600 4WD * | | | | | | 560 411 054 560 410 054 | |
| 1800 4WD / 1800 Super 4WD / 1800 Super Catalytic-Conv 4WD / 1800 Super Turbo 4WD | | | | | | 560 411 054 | |
| LIBERO Bus (E10, E12) | 83 - 00 | | | | | | |
| 1.0 4WD / 1.2 4WD / 1.2 i 4WD | | | | | | 545 155 033 | |
| LEGACY OUTBACK (BG) | 96 - 99 | | | | | | |
| 2.5 | | | | | | 560 410 054 | |
| LEVORG | 15 → | | | | | | |
| 1.6 AWD | | | 563 400 061 | | | | |
| MV (AS_) | 78 - 87 | | | | | | |
| 1.6 / 1.8 | | | | | | 560 411 054 | |
| OUTBACK (BE, BH) | 98 - 03 | | | | | | |
| 2.5 AWD / 3.0 H6 AWD * | | | | | | 560 410 054 552 400 047 | |
| OUTBACK (BL, BP) | 03 - 10 | | | | | | |
| 3.0 AWD / 2.5 AWD * | | | | | | 560 410 054 552 400 047 | |
| 2.0 D AWD | | | | | | 595 404 083 | |
| OUTBACK (BR) | 09 → | | | | | | |
| 2.0 D AWD (108 kW) / 3.6 R AWD | | | | | | 570 412 063 | |
| 2.0 D AWD (110 kW) | | | | | | 595 404 083 | |
| 2.5 iAWD * | | | | | | 560 410 054 552 400 047 | |
| 3.6 AWD * | | | | | | 595 405 083 570 413 063 | |
| OUTBACK (BS) | 14 → | | | | | | |
| 2.0 D AWD | | | | | | 570 413 063 | |
| 2.5 AWD | | | | | | 560 411 054 | |
| REX I | 72 - 81 | | | | | | |
| 550 | | | | | | 545 155 033 | |
| REX II | 81 - 89 | | | | | | |
| 550 / 550 4WD / 550 4WD / 550 Kompressor / 550 Turbo | | | | | | 545 155 033 | |
| 700 | | | | | | 540 126 033 | |
| REX III | 89 - 92 | | | | | | |
| 0.5 / 0.5 4WD / 0.5 Kompressor / 0.7 / 0.7 4WD / 0.7 Kompressor 4WD / 0.8 | | | | | | 545 155 033 | |
| SVX (CX) | 92 - 97 | | | | | | |
| 3.3 i 24V 4WD | | | | | | 560 411 054 | |
| TREZIA | 10 → | | | | | | |
| 1.3 | | 560 901 068 | | | 560 500 064 | | |
| 1.4 D | | | 563 400 061 | | | 560 408 054 | |
| TRIBECA (B9) | 05 → | | | | | | |
| 3.0 / 3.6 (190 kW) | | | | | | 560 411 054 | |
| 3.6 (188 kW) | | | | | | 570 413 063 | |



⚠ FOR CARS WITH START/STOP (MUST REPLACE AGM WITH AGM, EFB WITH EFB)





* PLEASE CHECK AS MORE THAN ONE DIFFERENT SIZE BATTERIES CAN BE FITTED DEPENDING ON: - ELECTRICAL OPTIONS
- CLIMATE REGION
- BUILD OE

|   |  | SILVER dynamic | | | BLUE dynamic | | BLACK dynamic |
|---|---|-------------------|-----|-----|-----------------|--|------------------|
| | | AGM | SLI | Aux | EFB | SLI | SLI |
| SUBARU | | | | | | | |
| VIVIO | 92 - 00 | | | | | | |
| 0.7 / 660 4WD | | | | | | 540 126 033 | |
| XT Coupe (XT) | 84 - 91 | | | | | | |
| 1.8 Turbo 4WD | | | | | | 560 411 054 | |
| XV (GP) | 11 → | | | | | | |
| 1.6 iAWD / 2.0 iAWD  | | 570 901 076 | | | 570 500 076 | | |
| 2.0 D AWD | | | | | | 570 412 063 | |
| 2.0 Hybrid AWD * | | | | | 572 501 076 | 570 412 063 | |
| SUZUKI | | | | | | | |
| ALTO (0S) | 79 - 84 | | | | | | |
| 0.8 | | | | | | 540 125 033 | |
| ALTO Hatchback | 84 - 88 | | | | | | |
| 0.8 | | | | | | 540 125 033 | |
| ALTO (EF) | 93 - 98 | | | | | | |
| 1.0 | | | | | | 540 127 033 | |
| ALTO (HA12, HA23) | 97 - 04 | | | | | | |
| 1.0 | | | | | | 540 127 033 | |
| ALTO | 00 - 14 | | | | | | |
| 0.8 | | | | | | 540 126 033 | |
| ALTO (FF) | 04 - 09 | | | | | | |
| 1.1 | | | | | | 540 126 033 | |
| ALTO (GF) | 09 → | | | | | | |
| 1.0 | | | | | | 540 126 033 | |
| BALENO Hatchback (EG) | 95 - 02 | | | | | | |
| 1.3 i16V / 1.6 i16V 4x4 / 1.6 i16V * | | | | | | 540 127 033 540 126 033 | |
| 1.3 / 1.8 GTX | | | | | | 540 127 033 | |
| 1.8 i4x4 | | | | | | 545 157 033 | |
| 1.9 TD | | | | | | 570 412 063 | |
| BALENO (EG) | 95 - 09 | | | | | | |
| 1.3 i16V / 1.6 i16V 4x4 / 1.6 i16V * | | | | | | 540 127 033 540 126 033 | |
| 1.3 / 1.8 GTX | | | | | | 540 127 033 | |
| 1.8 i4x4 | | | | | | 545 157 033 | |
| 1.9 TD | | | | | | 570 412 063 | |
| BALENO Estate (EG) | 95 - 05 | | | | | | |
| 1.3 16V / 1.6 i16V / 1.6 i16V 4x4 / 1.6 i16V / 1.8 i16V * | | | | | | 540 127 033 540 126 033 | |
| 1.8 i16V 4x4 | | | | | | 545 157 033 | |
| 1.9 TD | | | | | | 570 412 063 | |
| BALENO (FW, EW) | 16 → | | | | | | |
| 1.0 / 1.2 / 1.2 Hybrid * | | | | | | 545 156 033 540 126 033 545 156 033 540 126 033 | |
| CAPPUCINO (EE) | 92 - 98 | | | | | | |
| 0.7 | | | | | | 540 127 033 | |
| CARRY Box (0S) | 79 - 85 | | | | | | |
| 0.8 | | | | | | 540 127 033 | |
| SUPER CARRY Bus (ED) | 85 - 99 | | | | | | |
| 1.0 | | | | | | 540 127 033 | |
| CARRY Box (FD) | 99 → | | | | | | |
| 1.3 / 1.3 16 V * | | | | | | 540 127 033 540 126 033 | |
| CELERIO (LF) | 14 → | | | | | | |
| 1.0 | | | | | | 545 156 033 | |
| GRAND VITARA I (FT, HT) | 98 - 06 | | | | | | |
| 1.6 4x4 / 2.0 4x4 / 2.0 4x4 / 2.0 4x4 / 2.0 4x4 * | | | | | | 560 410 054 545 156 033 | |
| 2.0 HDI 110 16V 4x4 / 2.0 HDI 110 4x4 / 2.0 TD 4x4 / 2.7 4x4 / 2.7 4x4 / 2.7 4x4 | | | | | | 595 404 083 | |
| 2.5 V6 24V 4x4 * | | | | | | 560 410 054 552 400 047 | |
| 2.7 | | | | | | 560 410 054 | |
| GRAND VITARA II (JT, TE, TD) | 05 → | | | | | | |
| 1.6 All-wheel Drive / 1.6 * | | | | | | 560 410 054 545 156 033 | |
| 1.9 DDiS All-wheel Drive / 1.9 DDiS / 3.2 All-wheel Drive | | | | | | 570 412 063 | |

 FOR CARS WITH START/STOP (MUST REPLACE AGM WITH AGM, EFB WITH EFB)

* PLEASE CHECK AS MORE THAN ONE DIFFERENT SIZE BATTERIES CAN BE FITTED DEPENDING ON: - ELECTRICAL OPTIONS
- CLIMATE REGION
- BUILD OE









SUZUKI

|   |  | SILVER dynamic | | | BLUE dynamic | | BLACK dynamic |
|---|---|----------------|----------------------------|-----|--------------|---|---------------|
| | | AGM | SLI | Aux | EFB | SLI | SLI |
| SUZUKI | | | | | | | |
| GRAND VITARA II (JT, TE, TD) | 05 → | | | | | | |
| 2.0 All-wheel Drive (103 kW) / 2.4 All-wheel Drive (124/124/122/122/122 kW) / 2.4 All-wheel Drive (124/124/122/122/122 kW) * | | | | | | 560 410 054 552 400 047 | |
| 2.0 All-wheel Drive (101 kW) / 2.0 * 2.0 HDi All-wheel Drive | | | | | 565 501 065 | 560 410 054 595 404 083 | |
| 2.4 All-wheel Drive (120 kW) * | | | | | 572 501 076 | 570 412 063 | |
| IGNIS I (FH) | 00 - 05 | | | | | | |
| 1.3 4WD / 1.3 * | | | | | | 545 155 033 540 126 033 | |
| IGNIS II (MH) | 03 → | | | | | | |
| 1.3 4x4 / 1.3 / 1.5 4x4 / 1.5 / 1.5 Sport * | | | | | | 545 155 033 544 402 044 540 126 033 | |
| 1.3 DDiS | | | 574 402 075 | | | 572 409 068 | |
| IGNIS III (MF) | 16 → | | | | | | |
| 1.2 AllGrip / 1.2 | | | | | | 545 156 033 | |
| JIMNY Closed Off-Road Vehicle (SN) | 98 → | | | | | | |
| 1.3 16V 4WD / 1.3 16V 4x4 / 1.3 16V / 1.3 4WD / 1.3 4WD / 1.3 4x4 / 1.3 | | | | | | 545 157 033 | |
| 1.5 DDiS 4WD / 1.5 DDiS 4x4 * | | | | | | 560 410 054 552 400 047 | |
| KIZASHI (FR) | 10 → | | | | | | |
| 2.4 4x4 / 2.4 (131 kW) 2.4 (129 kW) * | | | | | 572 501 076 | 570 412 063 | |
| LIANA (ER, RH_) | 01 → | | | | | | |
| 1.3 / 1.6 4WD / 1.6 i / 1.6 1.4 DDiS | | | | | | 545 155 033 570 412 063 | |
| 1.5 | | | | | | 545 157 033 | |
| LIANA Hatchback | 01 → | | | | | | |
| 1.3 / 1.6 / 1.6 4WD / 1.6 i 1.4 DDiS | | | | | | 545 155 033 570 412 063 | |
| 2.3 | | | | | | 545 157 033 | |
| LJ 80 (OL) | 77 - 84 | | | | | | |
| 0.8 | | | | | | 540 127 033 | |
| SAMURAI Closed Off-Road Vehicle (SJ) | 88 - 04 | | | | | | |
| 1.0 All-wheel Drive / 1.3 All-wheel Drive (44/59/47/44/47 kW) / 1.3 All-wheel Drive (44/59/47/44/47 kW) / 1.3 1.3 All-wheel Drive (51 kW) * | | | | | | 540 127 033 540 127 033 | 545 077 030 |
| 1.9 D All-wheel Drive / 1.9 D / 1.9 TD All-wheel Drive / 1.9 TD All-wheel Drive | | | | | | 570 412 063 | |
| SJ 410 | 79 - 91 | | | | | | |
| 1.0 | | | | | | 540 127 033 | |
| SJ 410 Cabrio (OS) | 81 - 91 | | | | | | |
| 1.0 | | | | | | 540 127 033 | |
| SJ 413 (OS) | 84 - 91 | | | | | | |
| 1.3 | | | | | | 540 127 033 | |
| SPLASH (EX) | 08 → | | | | | | |
| 1.0 (50 kW) / 1.2 VVT (69 kW) *  | | 560 901 068 | 554 400 053 552 401 052 | | 560 500 064 | 544 402 044 | |
| 1.0 (48 kW) / 1.2 / 1.2 VVT (66 kW) * | | | 554 400 053 552 401 052 | | | 544 402 044 | |
| 1.2 VVT (67 kW) * | | | 554 400 053 552 401 052 | | | 544 402 044 | 541 400 036 |
| 1.3 CDTI | | | 574 402 075 | | | 572 409 068 | |
| SX4 (EY, GY) | 06 → | | | | | | |
| 1.5 1.5 VVT 4x4 / 1.5 VVT | | | 561 400 060 | | | 560 409 054 545 156 033 | |
| 1.6 DDiS / 1.9 DDiS 4x4 / 1.9 DDiS / 2.0 DDiS 4x4 / 2.0 DDiS 1.6 VVT 4x4 (82 kW) | | | 577 400 078 | | | 574 012 068 545 157 033 | |
| 1.6 VVT 4x4 (79 kW) / 1.6 VVT (79 kW) * 1.6 VVT 4x4 (88 kW) / 1.6 VVT (88 kW) * | | | | | | 560 409 054 545 158 033 545 156 033 545 158 033 545 156 033 | |
| SX4 Saloon (GY) | 07 → | | | | | | |
| 1.6 * | | | | | | 560 409 054 545 158 033 545 156 033 | |



 FOR CARS WITH START/STOP (MUST REPLACE AGM WITH AGM, EFB WITH EFB)





* PLEASE CHECK AS MORE THAN ONE DIFFERENT SIZE BATTERIES CAN BE FITTED DEPENDING ON: - ELECTRICAL OPTIONS
- CLIMATE REGION
- BUILD OE

















|   |  | SILVER <i>dynamic</i> | | | BLUE <i>dynamic</i> | | BLACK <i>dynamic</i> |
|--|---|----------------------------|----------------------------|-----|------------------------|----------------------------|-------------------------|
| | | AGM | SLI | Aux | EFB | SLI | SLI |
| SUZUKI | | | | | | | |
| SX4 S-Cross (JY) | 13 → | | | | | | |
| 1.0 / 1.0 AllGrip / 1.4 T / 1.4 T AllGrip / 1.6 (85 kW) / 1.6 AllGrip (85 kW) *  | | 560 901 068 | 552 401 052 | | 560 500 064 | 544 402 044 | |
| 1.6 (88 kW) / 1.6 AllGrip (88 kW) / 1.6 AllGrip (88 kW) *  | | 570 901 076 | 554 400 053 552 401 052 | | 570 500 076 | 544 402 044 | |
| 1.6 (86 kW) / 1.6 AllGrip (86 kW) | | | 561 400 060 | | | 560 409 054 | |
| 1.6 DDiS / 1.6 DDiS AllGrip  | | 570 901 076 | | | 570 500 076 | | |
| SWIFT I (AA) | 83 - 89 | | | | | | |
| 1.0 / 1.0 Turbo / 1.3 GTi/GXi / 1.3 | | | | | | 540 127 033 | |
| SWIFT II Hatchback (EA, MA) | 89 - 05 | | | | | | |
| 1.0 i / 1.0 / 1.3 4WD / 1.3 / 1.3 GTi / 1.3 / 1.6 4x4 | | | | | | 540 127 033 | |
| SWIFT II Saloon (AH, AJ) | 89 - 01 | | | | | | |
| 1.3 / 1.6 4WD / 1.6 i 4WD / 1.6 i / 1.6 | | | | | | 540 127 033 | |
| SWIFT Convertible (SF413) | 91 - 96 | | | | | | |
| 1.3 i | | | | | | 540 127 033 | |
| SWIFT III (MZ, EZ) | 05 → | | | | | | |
| 1.3 4x4 (66 kW) / 1.5 4x4 / 1.5 / 1.6 * | | | 554 400 053 552 401 052 | | | 545 157 033 544 402 044 | |
| 1.3 4x4 (68 kW) / 1.3 | | | 552 401 052 | | | 545 157 033 544 402 044 | |
| 1.3 DDiS | | | 561 400 060 | | | 560 409 054 | |
| SWIFT IV (FZ, NZ) | 10 → | | | | | | |
| 1.2 4WD / 1.2 4x4 / 1.2 / 1.6 * | | | | | | 552 400 047 545 155 033 | |
| 1.3 DDiS *  | | 560 901 068 | | | 560 500 064 | 552 400 047 545 155 033 | |
| VITARA (ET, TA) | 88 - 99 | | | | | | |
| 1.6 All-wheel Drive / 1.6 i 16V All-wheel Drive / 1.6 i 16V All-wheel Drive / 2.0 16V All-wheel Drive / 2.0 16V All-wheel Drive / 2.0 V6 24V All-wheel Drive / 2.0 V6 24V All-wheel Drive / 2.5 V6 24V All-wheel Drive / 2.0 V6 24V All-wheel Drive | | | | | | 540 127 033 | |
| 1.6 | | | | | | 560 410 054 | |
| 1.9 D All-wheel Drive / 2.0 TD All-wheel Drive / 2.0 TD Intercooler All-wheel Drive / 2.0 TD Intercooler All-wheel Drive | | | | | | 570 412 063 | |
| VITARA (ET) | 03 - 05 | | | | | | |
| HDI | | | 577 400 078 | | | 574 012 068 | |
| VITARA Cabrio (ET, TA) | 88 - 02 | | | | | | |
| 1.6 i 16V / 1.6 / 2.0 16V | | | | | | 540 127 033 | |
| 1.9 D | | | | | | 570 412 063 | |
| VITARA Cabrio (ET) | 03 - 05 | | | | | | |
| 2.0 HDI | | | 577 400 078 | | | 574 012 068 | |
| VITARA (LY) | 15 → | | | | | | |
| 1.4 T AllGrip / 1.4 T / 1.6  | | 560 901 068 | | | 560 500 064 | | |
| 1.6 AllGrip * | | 570 901 076 560 901 068 | | | 560 500 064 | | |
| 1.6 DDiS AllGrip / 1.6 DDiS | | 570 901 076 | | | 570 500 076 | | |
| WAGON R+ Hatchback (EM) | 97 - 00 | | | | | | |
| 1.0 / 1.2 4WD / 1.2 | | | | | | 540 126 033 | |
| WAGON R+ Hatchback (MM) | 00 → | | | | | | |
| 1.3 4WD / 1.3 * | | | 554 400 053 552 401 052 | | | 544 402 044 540 126 033 | |
| 1.3 DDiS | | | | | | 540 126 033 | |
| WAGON R Hatchback | 03 - 12 | | | | | | |
| 1.0 (44 kW) | | | | | | 540 126 033 | |
| 1.0 (39 kW) * | | | 554 400 053 552 401 052 | | | 544 402 044 | |
| 1.2 * | | | 554 400 053 552 401 052 | | | 544 402 044 540 126 033 | |
| X-90 (EL) | 95 - 97 | | | | | | |
| 1.6 i 16V 4x4 / 1.6 i 16V | | | | | | 540 126 033 | |
| TALBOT | | | | | | | |
| 180 | 72 - 82 | | | | | | |
| 1.8 / 1.9 D | | | | | | | 545 079 030 |
| 1307-1510 | 75 - 84 | | | | | | |
| 1510 1.6 / Simca 1307 1.3 / Simca 1308 1.4 / Simca 1510 1.4 / Simca 1510 1.6 | | | | | | | 545 079 030 |
| AVENGER Estate | 72 - 81 | | | | | | |
| 1.3 / 1.6 | | | | | | | 545 079 030 |


 FOR CARS WITH START/STOP (MUST REPLACE AGM WITH AGM, EFB WITH EFB)

* PLEASE CHECK AS MORE THAN ONE DIFFERENT SIZE BATTERIES CAN BE FITTED DEPENDING ON:
- ELECTRICAL OPTIONS
- CLIMATE REGION
- BUILD OE




TALBOT > TOYOTA

|  |  | SILVER dynamic | | | BLUE dynamic | | BLACK dynamic |
|--|---|-------------------|-------------|-----|-----------------|-------------|------------------|
| | | AGM | SLI | Aux | EFB | SLI | SLI |
| TALBOT | | | | | | | |
| AVENGER | 70 - 81 | | | | | | |
| 1.3 / 1.6 | | | | | | | 545 079 030 |
| HORIZON | 78 - 86 | | | | | | |
| 1.1 / 1.3 / 1.4 / 1.6 / 1.9 Diesel | | | | | | | 545 079 030 |
| MURENA | 80 - 85 | | | | | | |
| 1.6 / 2.1 / 2.1 S | | | | | | | 545 079 030 |
| RANCHO | 77 - 84 | | | | | | |
| 1.4 | | | | | | | 545 079 030 |
| SAMBA (51A) | 81 - 87 | | | | | | |
| 0.9 / 1.1 / 1.2 Rallye / 1.4 / 1.4 Rallye | | | | | | | 545 079 030 |
| SAMBA Convertible (51E) | 81 - 87 | | | | | | |
| 1.4 | | | | | | | 545 079 030 |
| SIMCA SUNBEAM | 77 - 83 | | | | | | |
| 0.9 / 1.3 / 1.6 / 1.6 Ti / 2.1 Lotus | | | | | | | 545 079 030 |
| SOLARA | 80 - 86 | | | | | | |
| 1.3 / 1.6 | | | | | | | 545 079 030 |
| TAGORA | 80 - 87 | | | | | | |
| 2.1 / 2.3 Turbo Diesel / 2.6 | | | | | | | 545 079 030 |
| EXPRESS 1000 -1500 Bus | 82 - 94 | | | | | | |
| 1.8 / 1.9 D / 2.0 / 2.5 D / 2.5 TD | | | | | | | 545 079 030 |
| EXPRESS 1000 -1800 Box | 81 - 94 | | | | | | |
| 1.8 / 1.9 D / 2.0 / 2.5 D / 2.5 D All-wheel Drive / 2.5 TD / 2.5 TD All-wheel Drive | | | | | | | 545 079 030 |
| EXPRESS 1000 -1500 Platform/Chassis | 82 - 94 | | | | | | |
| 2.0 / 2.5 D / 2.5 D All-wheel Drive / 2.5 TD / 2.5 TD All-wheel Drive | | | | | | | 545 079 030 |
| TATA | | | | | | | |
| INDICA (40_V2) | 98 → | | | | | | |
| 1.4 D / 1.4 i / 1.4 L | | | | | | | 560 410 054 |
| INDIGO (4_V2) | 03 → | | | | | | |
| 1.4 / 1.4 D | | | | | | | 560 410 054 |
| INDIGO MARINA (4_V2) | 03 → | | | | | | |
| 1.4 / 1.4 D | | | | | | | 560 410 054 |
| LOADBETA | 94 - 06 | | | | | | |
| 1.9 D / 1.9 D All-wheel Drive / 1.9 D All-wheel Drive | | | | | | | 595 405 083 |
| SAFARI (42_FD) | 98 → | | | | | | |
| 1.9 D 4x4 / 1.9 TDi 4x4 / 2.0 16V / 2.0 TDi / 2.1 EXi 4x4 | | | | | | | 570 413 063 |
| 2.2 TDiC / 2.2 TDiC 4x4 | | | | | | | 595 405 083 |
| SIERRA | 91 - 02 | | | | | | |
| 1.9 D / 1.9 TD / 1.9 TD | | | | | | | 595 405 083 |
| TELCOLINE (40_FD) | 99 - 11 | | | | | | |
| 1.9 TDiC / 3.0 207 DI | | | | | | | 595 405 083 |
| 1.9 TDiC 4x4 | | | | | | | 595 404 083 |
| TOFAS | | | | | | | |
| DOGAN | 76 - 02 | | | | | | |
| 1.6 / 1.6 IE / 1.6 i.e | | | | | | | 545 413 040 |
| KARTAL | 85 - 02 | | | | | | |
| 1.6 / 1.6 IE | | | | | | | 545 413 040 |
| SAHIN Saloon | 80 - 03 | | | | | | |
| 1.4 Mirafiori / 1.6 IE / 1.6 S | | | | | | | 545 413 040 |
| TOYOTA | | | | | | | |
| 1000 (KP3_) | 69 - 88 | | | | | | |
| 1.0 | | | | | | | 560 410 054 |
| 1000 Box (KP36V_) | 69 - 88 | | | | | | |
| 1.0 | | | | | | | 560 410 054 |
| ALPHARD / VELLFIRE (H2_) | 08 - 14 | | | | | | |
| 3.5 | | | | | | | 570 413 063 |
| AURIS (E15_) | 06 - 12 | | | | | | |
| 1.33 Dual-VVTi (74 kW) *  | | 560 901 068 | 554 400 053 | | 560 500 064 | 552 400 047 | |
| 1.33 Dual-VVTi (73 kW)  | | 560 901 068 | | | 560 500 064 | | |
| 1.4 D-4D | | | 577 400 078 | | | 574 012 068 | |
| 1.4 / 1.5 4WD / 1.6 / 1.8 4WD / 1.8 | | | 563 400 061 | | | 560 408 054 | |
| 1.5 | | | 554 400 053 | | | 552 400 047 | |
| 2.0 D-4D / 2.2 D | | | 585 400 080 | | | 580 400 074 | |

|   |  | SILVER dynamic | | | BLUE dynamic | | BLACK dynamic |
|---|---|----------------|-------------|-----|----------------------------|----------------------------|---------------|
| | | AGM | SLI | Aux | EFB | SLI | SLI |
| TOYOTA | | | | | | | |
| AURIS (_E18_) | 12 → | | | | | | |
| 1.2  | | 560 901 068 | | | 565 501 065 560 500 064 | | |
| 1.3 /1.8 *  | | 560 901 068 | 554 400 053 | | 560 500 064 | 552 400 047 | |
| 1.4 D-4D *  | | 570 901 076 | 563 400 061 | | 570 500 076 | 560 408 054 | |
| 1.6 D4-D *  | | | | | 580 500 080 570 500 076 | | |
| 1.6 | | | 554 400 053 | | | 552 400 047 | |
| 2.0 D-4D | | | 585 400 080 | | | 580 400 074 | |
| AURIS TOURING SPORTS Estate (_E18_) | 13 → | | | | | | |
| 1.2  | | 560 901 068 | | | 565 501 065 560 500 064 | | |
| 1.3 *  | | 560 901 068 | 554 400 053 | | 560 500 064 | 552 400 047 | |
| 1.4 D-4D / 2.0 D-4D  | | 560 901 068 | | | 572 501 076 560 500 064 | | |
| 1.6 D4-D *  | | | | | 580 500 080 570 500 076 | | |
| 1.6 | | | 554 400 053 | | | 552 400 047 | |
| AURIS VAN Box (_E18_) | 13 → | | | | | | |
| 1.4 D-4D  | | 560 901 068 | | | 572 501 076 560 500 064 | | |
| AURION (_V4_) | 06 - 11 | | | | | | |
| 3.5 | | | | | | 570 413 063 | |
| AVENSIS (_T22_) | 97 - 03 | | | | | | |
| 1.6 / 1.6 VVT-i / 1.8 / 1.8 VVT-i / 2.0 / 2.0 VVT-i | | | 563 400 061 | | | 560 408 054 | |
| 2.0 D-4D / 2.0 TD | | | 577 400 078 | | | 574 012 068 | |
| AVENSIS Liftback (_T22_) | 97 - 03 | | | | | | |
| 1.6 / 1.8 / 2.0 | | | 563 400 061 | | | 560 408 054 | |
| 2.0 D-4D / 2.0 D / 2.0 TD | | | 577 400 078 | | | 574 012 068 | |
| AVENSIS Estate (_T22_) | 97 - 03 | | | | | | |
| 1.6 / 1.8 / 2.0 | | | 563 400 061 | | | 560 408 054 | |
| 2.0 D-4D / 2.0 D / 2.0 TD | | | 577 400 078 | | | 574 012 068 | |
| AVENSIS VERSO (_M2_) | 01 - 11 | | | | | | |
| 2.0 | | | 563 400 061 | | | 560 410 054 560 408 054 | |
| 2.0 D | | | 577 400 078 | | | 574 012 068 | |
| 2.4 4WD | | | 563 400 061 | | | 560 408 054 | |
| 2.4 | | | | | | 560 410 054 | |
| AVENSIS (_T25_) | 03 - 08 | | | | | | |
| 1.6 VVT-i / 1.8 / 2.0 / 2.4 | | | 563 400 061 | | | 560 408 054 | |
| 2.0 D-4D | | | 577 400 078 | | | 574 012 068 | |
| 2.2 D-4D / 2.2 D-CAT | | | 585 200 080 | | | 580 406 074 | |
| AVENSIS Saloon (_T25_) | 03 - 08 | | | | | | |
| 1.6 VVT-i / 1.8 / 2.0 / 2.0 VVTi / 2.2 D-CAT / 2.4 | | | 563 400 061 | | | 560 408 054 | |
| 2.0 D-4D | | | 577 400 078 | | | 574 012 068 | |
| 2.2 D-4D | | | 585 200 080 | | | 580 406 074 | |
| AVENSIS Estate (_T25_) | 03 - 08 | | | | | | |
| 1.6 VVT-i / 1.8 / 2.0 / 2.0 VVTi / 2.4 | | | 563 400 061 | | | 560 408 054 | |
| 2.0 D-4D | | | 577 400 078 | | | 574 012 068 | |
| 2.2 D-4D / 2.2 D-CAT | | | 585 200 080 | | | 580 406 074 | |
| AVENSIS Saloon (_T27_) | 08 → | | | | | | |
| 1.6 D4-D / 2.0 D-4D (105 kW)  | | 580 901 080 | | | 580 500 080 | | |
| 1.6 / 1.8 / 2.0  | | 560 901 068 | 563 400 061 | | 560 500 064 | 560 408 054 | |
| 2.0 D-4D (91 kW) | | | 577 400 078 | | | 574 012 068 | |
| 2.2 D-4D | | | 585 200 080 | | | 580 406 074 | |
| AVENSIS Estate (_T27_) | 09 → | | | | | | |
| 1.6 D4-D / 2.0 D-4D (105 kW)  | | 580 901 080 | | | 580 500 080 | | |
| 1.6 / 1.8 / 2.0  | | 560 901 068 | 563 400 061 | | 560 500 064 | 560 408 054 | |
| 2.0 D-4D (91 kW) | | | 577 400 078 | | | 574 012 068 | |
| 2.2 D-4D | | | 585 200 080 | | | 580 406 074 | |
| AYGO (_B1_) | 05 → | | | | | | |
| 1.0 GPL / 1.0 | | | | | | 544 401 042 | |
| 1.4 HDi | | | 554 400 053 | | | 552 400 047 | |
| AYGO (_B4_) | 14 → | | | | | | |
| 1.0 / 1.2 | | | 554 400 053 | | | 552 400 047 | |
| CAMRY Liftback (_V1_) | 82 - 88 | | | | | | |
| 1.8 / 2.0 | | | | | | 560 410 054 | |
| 1.8 Turbo-D | | | | | | 595 404 083 | |

 FOR CARS WITH START/STOP (MUST REPLACE AGM WITH AGM, EFB WITH EFB)
 * PLEASE CHECK AS MORE THAN ONE DIFFERENT SIZE BATTERIES CAN BE FITTED DEPENDING ON: - ELECTRICAL OPTIONS
 - CLIMATE REGION
 - BUILD OE




TOYOTA

|   |  | SILVER dynamic | | | BLUE dynamic | | BLACK dynamic |
|---|---|----------------|-------------|-----|--------------|-------------|---------------|
| | | AGM | SLI | Aux | EFB | SLI | SLI |
| TOYOTA | | | | | | | |
| CAMRY Saloon (_V1_) | 82 - 88 | | | | | | |
| 1.8 / 2.0 4WD / 2.0 | | | | | | 560 410 054 | |
| 1.8 Turbo-D | | | | | | 595 404 083 | |
| CAMRY (_V2_) | 86 - 93 | | | | | | |
| 1.8 / 2.0 (94 kW) | | | | | | 545 156 033 | |
| 2.0 4WD / 2.0 (89 kW) / 2.5 | | | | | | 560 410 054 | |
| 2.0 Turbo-D | | | | | | 595 404 083 | |
| CAMRY Estate (_V2_) | 86 - 93 | | | | | | |
| 1.8 / 2.0 (89/94 kW) | | | | | | 545 156 033 | |
| 2.0 4WD / 2.0 (93 kW) / 2.5 | | | | | | 560 410 054 | |
| 2.0 Turbo-D | | | | | | 595 404 083 | |
| CAMRY (_V1_) | 91 - 98 | | | | | | |
| 2.2 / 3.0 / 3.0 / 3.0 | | | | | | 560 410 054 | |
| CAMRY Estate (_V1_) | 91 - 97 | | | | | | |
| 2.2 / 3.0 / 3.0 / 3.0 | | | | | | 560 410 054 | |
| CAMRY (_V2_) | 96 - 02 | | | | | | |
| 2.2 / 3.0 24V / 3.0 V6 / 3.0 24V | | | | | | 560 410 054 | |
| CAMRY Saloon (_V3_) | 01 - 06 | | | | | | |
| 2.0 / 2.4 / 3.0 / 3.0 | | | | | | 560 410 054 | |
| 3.3 | | | | | | 570 412 063 | |
| CAMRY Saloon (_V4_) | 06 - 14 | | | | | | |
| 2.0 / 2.4 (123 kW) / 2.4 Hybrid (110 kW) / 2.5 / 3.5 / 3.5 | | | | | | 570 413 063 | |
| 2.4 (116 kW) / 2.4 Hybrid (105 kW) | | | | | | 570 412 063 | |
| CAMRY Saloon (_V5_) | 11 → | | | | | | |
| 2.0 / 2.5 / 2.5 / 2.5 Hybrid / 3.5 (204 kW) | | | | | | 570 413 063 | |
| 3.5 (183 kW) * | | | | | | 570 413 063 | |
| | | | | | | 570 412 063 | |
| CARINA (TA4L, TA6 L) | 73 - 83 | | | | | | |
| 1.6 / 1.8 (62/57 kW) | | | | | | 560 410 054 | |
| 1.8 D | | | | | | 595 404 083 | |
| 1.8 (63 kW) * | | | 554 400 053 | | | 560 410 054 | 545 412 040 |
| CARINA Estate (_A6_) | 78 - 83 | | | | | | |
| 1.6 / 1.8 | | | | | | 560 410 054 | |
| 1.8 D | | | | | | 595 404 083 | |
| CARINA II (_T15_) | 83 - 88 | | | | | | |
| 1.6 / 1.8 GLI * | | | 554 400 053 | | | 560 410 054 | 545 412 040 |
| 2.0 D | | | | | | 595 404 083 | |
| CARINA II Saloon (_T15_) | 83 - 88 | | | | | | |
| 1.6 / 1.8 GLI | | | | | | 560 410 054 | |
| 2.0 D | | | | | | 595 404 083 | |
| CARINA II (_T17_) | 87 - 92 | | | | | | |
| 1.6 / 2.0 GLi * | | | 554 400 053 | | | 545 156 033 | 545 412 040 |
| 2.0 D * | | | | | | 595 404 083 | 570 409 064 |
| | | | | | | 574 012 068 | |
| 2.0 GLI * | | | 554 400 053 | | | 560 410 054 | 545 412 040 |
| CARINA II Saloon (_T17_) | 87 - 92 | | | | | | |
| 1.6 / 2.0 / 2.0 GLI * | | | 554 400 053 | | | 545 156 033 | 545 412 040 |
| 2.0 D * | | | | | | 595 404 083 | 570 409 064 |
| | | | | | | 574 012 068 | |
| CARINA II Estate (_T17_) | 87 - 92 | | | | | | |
| 1.6 / 2.0 * | | | 554 400 053 | | | 545 156 033 | 545 412 040 |
| 2.0 D * | | | | | | 595 404 083 | 570 409 064 |
| | | | | | | 574 012 068 | |
| CARINA E (_T19_) | 92 - 97 | | | | | | |
| 1.6 16V / 1.6 / 1.6 GLI / 1.8 / 2.0 GLI / 2.0 GTi 16V / 2.0 GTi * | | | 554 400 053 | | | 545 156 033 | 545 412 040 |
| 2.0 D / 2.0 TD * | | | | | | 595 404 083 | 570 409 064 |
| | | | | | | 574 012 068 | |
| 2.0 i * | | | 554 400 053 | | | 560 410 054 | 545 412 040 |
| CARINA E Saloon (_T19_) | 92 - 97 | | | | | | |
| 1.6 16V / 1.6 / 1.8 i 16V / 2.0 GTi 16V / 2.0 GTi / 2.0 i / 2.0 * | | | 554 400 053 | | | 545 156 033 | 545 412 040 |
| 2.0 D / 2.0 TD * | | | | | | 595 404 083 | 570 409 064 |
| | | | | | | 574 012 068 | |
| CARINA E Sportswagon (_T19_) | 92 - 97 | | | | | | |
| 1.6 * | | | 554 400 053 | | | 560 410 054 | 545 412 040 |
| 1.6 GLI / 1.6 i / 1.8 i / 2.0 GLI / 2.0 i * | | | 554 400 053 | | | 545 156 033 | 545 412 040 |
| 2.0 D / 2.0 TD * | | | | | | 595 404 083 | 570 409 064 |
| | | | | | | 574 012 068 | |



⚠ FOR CARS WITH START/STOP (MUST REPLACE AGM WITH AGM, EFB WITH EFB)

* PLEASE CHECK AS MORE THAN ONE DIFFERENT SIZE BATTERIES CAN BE FITTED DEPENDING ON: - ELECTRICAL OPTIONS
- CLIMATE REGION
- BUILD OE






|   |  | SILVER dynamic | | | BLUE dynamic | | BLACK dynamic |
|---|---|-------------------|-------------|-----|-----------------|----------------------------|------------------|
| | | AGM | SLI | Aux | EFB | SLI | SLI |
| TOYOTA | | | | | | | |
| CELICA (_A4_) | 77 - 81 | | | | | | |
| 1.6 ST / 2.0 GT / 2.0 XT | | | | | | 560 410 054 | |
| CELICA Coupe (_A4_) | 77 - 81 | | | | | | |
| 1.6 GT / 1.6 LT / 1.6 ST | | | | | | 560 410 054 | |
| CELICA (_A6_) | 81 - 85 | | | | | | |
| 1.6 / 2.0 XT | | | | | | 560 410 054 | |
| CELICA Coupe (_A6_) | 81 - 85 | | | | | | |
| 1.6 / 2.0 / 2.8 Supra | | | | | | 560 410 054 | |
| CELICA Hatchback (_T16_) | 85 - 89 | | | | | | |
| 1.6 / 1.6 GT 16V / 1.6 GT / 2.0 GT | | | | | | 545 156 033 | |
| CELICA (_T16_) | 85 - 89 | | | | | | |
| 1.6 / 1.6 GT 16V / 2.0 | | | | | | 545 156 033 | |
| CELICA Coupe (_T16_) | 85 - 89 | | | | | | |
| 2.0 / 2.0 Turbo 4WD | | | | | | 545 156 033 | |
| CELICA Convertible (_T16_) | 85 - 89 | | | | | | |
| 2.0 GT | | | | | | 545 156 033 | |
| CELICA Coupe (_T18_) | 89 - 94 | | | | | | |
| 1.6 / 2.0 Turbo 4WD | | | | | | 545 156 033 | |
| 2.0 GTi / 2.2 | | | | | | 560 410 054 | |
| CELICA Convertible (_T18_) | 89 - 93 | | | | | | |
| 2.0 GTi | | | | | | 545 156 033 | |
| CELICA Coupe (_T20_) | 93 - 99 | | | | | | |
| 1.8 i 16V / 2.0 i 16V / 2.0 i Turbo 4WD | | | | | | 545 156 033 | |
| CELICA Convertible (_T20_) | 93 - 99 | | | | | | |
| 2.0 GTi | | | | | | 560 410 054 | |
| 2.0 i 16V | | | | | | 545 156 033 | |
| CELICA Coupe (_T23_) | 99 - 06 | | | | | | |
| 1.8 16V TS / 1.8 16V VT-i * | | | | | | 560 410 054 545 156 033 | |
| C-HR (_X1_) | 16 → | | | | | | |
| 1.2 4WD / 1.2 / 2.0 | | | 563 400 061 | | | 560 408 054 | |
| 1.8 Hybrid | | | 554 400 053 | | | | |
| COROLLA Hatchback (_E7_) | 79 - 83 | | | | | | |
| 1.3 / 1.6 GT / 1.6 / 1.8 | | | | | | 545 156 033 | |
| 1.8 D | | | | | | 570 412 063 | |
| COROLLA (_E7_) | 79 - 85 | | | | | | |
| 1.3 / 1.6 GT / 1.6 | | | | | | 545 156 033 | |
| 1.8 D | | | | | | 570 412 063 | |
| COROLLA Estate (_E7_) | 79 - 87 | | | | | | |
| 1.3 | | | | | | 545 156 033 | |
| 1.8 D | | | | | | 570 412 063 | |
| COROLLA Liftback (_E8_) | 82 - 89 | | | | | | |
| 1.3 / 1.6 | | | | | | 545 156 033 | |
| 1.8 D | | | | | | 570 412 063 | |
| COROLLA FX Compact (E8B) | 84 - 88 | | | | | | |
| 1.3 / 1.6 / 1.6 GT 16V / 1.8 D (47 kW) | | | | | | 545 156 033 | |
| 1.8 D (43 kW) | | | | | | 570 412 063 | |
| COROLLA (_E8_) | 83 - 89 | | | | | | |
| 1.3 / 1.6 (62/53 kW) | | | | | | 545 156 033 | |
| 1.6 (54 kW) | | | | | | 560 410 054 | |
| 1.8 D | | | | | | 570 412 063 | |
| COROLLA Coupe (AE86) | 83 - 87 | | | | | | |
| 1.6 16V / 1.6 GT 16V / 1.6 SR 16V | | | | | | 545 156 033 | |
| COROLLA Liftback (_E9_) | 87 - 95 | | | | | | |
| 1.3 / 1.3 i / 1.6 / 1.6 GTi | | | | | | 545 156 033 | |
| 1.8 D | | | | | | 595 404 083 | |
| COROLLA Compact (_E9_) | 87 - 95 | | | | | | |
| 1.3 / 1.6 / 1.6 GTi / 1.6 GTi | | | | | | 545 156 033 | |
| 1.6 i | | | | | | 560 410 054 | |
| 1.8 D | | | | | | 595 404 083 | |
| COROLLA (_E9_) | 87 - 94 | | | | | | |
| 1.3 / 1.3 i / 1.5 / 1.6 / 1.6 i 4WD / 1.6 i | | | | | | 545 156 033 | |
| 1.8 D | | | | | | 570 412 063 | |
| COROLLA Station Wagon (_E9_) | 87 - 95 | | | | | | |
| 1.3 / 1.6 4WD / 1.6 / 1.6 XLI | | | | | | 545 156 033 | |
| 1.8 D | | | | | | 595 404 083 | |

T

△ FOR CARS WITH START/STOP (MUST REPLACE AGM WITH AGM, EFB WITH EFB)

* PLEASE CHECK AS MORE THAN ONE DIFFERENT SIZE BATTERIES CAN BE FITTED DEPENDING ON: - ELECTRICAL OPTIONS
- CLIMATE REGION
- BUILD OE




TOYOTA

|   |  | SILVER dynamic | | | BLUE dynamic | | BLACK dynamic |
|---|---|----------------|-------------|-----|--------------|----------------------------|---------------|
| | | AGM | SLI | Aux | EFB | SLI | SLI |
| TOYOTA | | | | | | | |
| COROLLA LEVIN Coupe (_E10_) | 91 - 97 | | | | | | |
| 1.5 S / 1.6 GT / 1.6 GT-Z | | | | | | 560 410 054 | |
| COROLLA Compact (_E10_) | 92 - 99 | | | | | | |
| 1.3 12V / 1.3 XLI 16V / 1.3 XLI | | | | | | 545 156 033 | |
| 1.6 Si / 1.8 GT / 1.8 GTi 4WD | | | | | | 560 410 054 | |
| 2.0 D | | | | | | 595 404 083 | |
| COROLLA Liftback (_E10_) | 92 - 97 | | | | | | |
| 1.3 12V / 1.3 XLI 16V / 1.6 GLI | | | | | | 545 156 033 | |
| 1.8 GT | | | | | | 560 410 054 | |
| 2.0 D | | | | | | 595 404 083 | |
| COROLLA (_E10_) | 91 - 99 | | | | | | |
| 1.3 12V / 1.3 XLI 16V / 1.3 XLI / 1.6 / 1.6 Si / 1.6 Si | | | | | | 545 156 033 | |
| 2.0 D | | | | | | 595 404 083 | |
| COROLLA Estate (_E10_) | 92 - 97 | | | | | | |
| 1.3 12V / 1.3 XLI 16V / 1.3 XLI | | | | | | 545 156 033 | |
| 1.6 Si / 1.8 / 1.8 16V 4WD | | | | | | 560 410 054 | |
| 2.0 D | | | | | | 595 404 083 | |
| COROLLA Compact (_E11_) | 97 - 02 | | | | | | |
| 1.4 (63 kW) | | | | | | 560 410 054 | |
| 1.4 (71 kW) / 1.6 / 1.6 Aut. | | | 563 400 061 | | | 560 410 054 560 408 054 | |
| 1.9 D / 2.0 D | | | | | | 595 404 083 | |
| 2.0 D-4D | | | 577 400 078 | | | 574 012 068 | |
| COROLLA Liftback (_E11_) | 97 - 02 | | | | | | |
| 1.4 (63 kW) | | | | | | 560 410 054 | |
| 1.4 (71 kW) / 1.6 / 1.6 Aut. | | | 563 400 061 | | | 560 410 054 560 408 054 | |
| 1.9 D / 2.0 D | | | | | | 595 404 083 | |
| 2.0 D-4D | | | 577 400 078 | | | 574 012 068 | |
| COROLLA (_E11_) | 97 - 02 | | | | | | |
| 1.3 / 1.4 16V / 1.6 16V | | | 563 400 061 | | | 560 408 054 | |
| 1.4 / 1.6 Aut. | | | | | | 560 410 054 | |
| 1.9 D / 2.0 D | | | | | | 595 404 083 | |
| 2.0 D-4D | | | 577 400 078 | | | 574 012 068 | |
| COROLLA Estate (_E11_) | 97 - 01 | | | | | | |
| 1.4 16V / 1.6 16V / 1.6 Aut. / 1.8 / 1.8 4WD | | | 563 400 061 | | | 560 410 054 560 408 054 | |
| 1.4 / 1.6 | | | | | | 560 410 054 | |
| 1.9 D / 2.0 D | | | | | | 595 404 083 | |
| 2.0 D-4D | | | 577 400 078 | | | 574 012 068 | |
| COROLLA (_E12_) | 01 - 07 | | | | | | |
| 1.4 D / 2.0 D-4D | | | 577 400 078 | | | 574 012 068 | |
| 1.4 VVT-i / 1.6 VVT-i | | | 554 400 053 | | | 560 408 054 552 400 047 | |
| 1.8 4WD / 1.8 VVT-i TS | | | 563 400 061 | | | 560 408 054 | |
| COROLLA Saloon (_E12_) | 00 - 08 | | | | | | |
| 1.3 | | | | | | 545 155 033 | |
| 1.4 D-4D / 2.0 D-4D | | | 577 400 078 | | | 574 012 068 | |
| 1.4 VVT-i | | | 554 400 053 | | | 560 408 054 552 400 047 | |
| 1.5 / 1.6 VVT-i / 1.6 VVT-i / 1.8 | | | 563 400 061 | | | 560 408 054 | |
| COROLLA Estate (_E12_) | 01 - 08 | | | | | | |
| 1.4 D4-D / 2.0 D-4D | | | 577 400 078 | | | 574 012 068 | |
| 1.4 VVT-i / 1.6 VVT-i | | | 563 400 061 | | | 560 410 054 560 408 054 | |
| 1.8 | | | 563 400 061 | | | 560 408 054 | |
| COROLLA Saloon (_E15_) | 06 → | | | | | | |
| 1.33 / 1.6 / 1.6 Dual VVTi | | | 554 400 053 | | | 552 400 047 | |
| 1.4 D-4D / 2.0 D-4D | | | 577 400 078 | | | 574 012 068 | |
| 1.4 VVT-i | | | 554 400 053 | | | 552 400 047 545 158 033 | |
| 1.6 VVTi / 1.6 VVT-i / 1.6 VVT-i / 1.8 / 1.8 / 1.8 | | | 563 400 061 | | | 560 408 054 | |
| COROLLA Saloon (_E18_ , ZRE1_) | 13 → | | | | | | |
| 1.3 *  | | 560 901 068 | 554 400 053 | | | 552 400 047 | |
| 1.4 D-4D  | | 570 901 076 | 577 400 078 | | | 574 012 068 | |
| 1.6 (90 kW) / 2.0 VVT-i / 2.0 VVT-i | | | 563 400 061 | | | 560 408 054 | |
| 1.6 (97 kW) / 1.8 VVTi / 1.8 VVTi / 1.8 VVTi | | | | | | 560 411 054 | |
| COROLLA Verso (_E12_) | 01 - 04 | | | | | | |
| 1.6 VVT-i / 1.8 VVT-i | | | 554 400 053 | | | 552 400 047 | |



 FOR CARS WITH START/STOP (MUST REPLACE AGM WITH AGM, EFB WITH EFB)




* PLEASE CHECK AS MORE THAN ONE DIFFERENT SIZE BATTERIES CAN BE FITTED DEPENDING ON: - ELECTRICAL OPTIONS
- CLIMATE REGION
- BUILD OE




|   |  | SILVER dynamic | | | BLUE dynamic | | BLACK dynamic |
|---|---|----------------|-------------|-----|--------------|----------------------------|---------------|
| | | AGM | SLI | Aux | EFB | SLI | SLI |
| TOYOTA | | | | | | | |
| COROLLA Verso (_E12_) | 01 - 04 | | | | | | |
| 2.0 D-4D | | | 577 400 078 | | | 595 404 083 574 012 068 | |
| COROLLA Verso (ZER_, ZZE12_, R1_) | 04 - 09 | | | | | | |
| 1.3 VVTi / 1.6 / 1.8 | | | 563 400 061 | | | 560 408 054 | |
| 2.0 D-4D | | | 577 400 078 | | | 574 012 068 | |
| 2.2 D-4D | | | 585 200 080 | | | 580 406 074 | |
| CORONA Hatchback (_T13_) | 78 - 81 | | | | | | |
| 1.8 | | | | | | 560 410 054 | |
| CORONA (_T1_) | 79 - 83 | | | | | | |
| 1.8 | | | | | | 560 410 054 | |
| CORONA Saloon (_T17_) | 87 - 93 | | | | | | |
| 1.5 | | | | | | 560 410 054 | |
| 2.0 D | | | | | | 595 404 083 | |
| CORONA Saloon (_T19_) | 91 - 97 | | | | | | |
| 2.0 | | | | | | 560 410 054 | |
| CORSA Saloon | 94 - 99 | | | | | | |
| 1.5 D | | | | | | 560 410 054 | |
| CRESSIDA Saloon (_X3_) | 76 - 82 | | | | | | |
| 2.0 | | | | | | 560 410 054 | |
| CRESSIDA Station Wagon (_X3_) | 76 - 81 | | | | | | |
| 2.0 | | | | | | 560 410 054 | |
| CRESSIDA Saloon (_X6_) | 80 - 92 | | | | | | |
| 2.0 GLI / 2.0 | | | | | | 560 410 054 | |
| 2.2 D | | | | | | 570 412 063 | |
| CRESSIDA Station Wagon (_X6_) | 80 - 85 | | | | | | |
| 2.0 | | | | | | 560 410 054 | |
| 2.2 D | | | | | | 570 412 063 | |
| CRESSIDA Saloon (_X7_) | 84 - 88 | | | | | | |
| 2.4 TD | | | | | | 595 404 083 | |
| 2.8 | | | | | | 560 410 054 | |
| CROWN Saloon (_S1_) | 80 - 85 | | | | | | |
| 2.2 D / 2.8 i Super Saloon / 2.8 SI | | | | | | 570 412 063 | |
| CROWN Station Wagon (_S1_) | 80 - 83 | | | | | | |
| 2.8 | | | | | | 570 412 063 | |
| CROWN Saloon (CRS_, JZS_, GRS18_, UZS_) | 03 - 08 | | | | | | |
| 3.0 | | | | | | 570 412 063 | |
| DYNA Bus (_U3_, _U2_) | 77 - 87 | | | | | | |
| 3.4 D | | | | | | 595 405 083 | |
| DYNA Platform/Chassis (_U_, _Y_) | 77 - 95 | | | | | | |
| 2.0 | | | | | | 560 411 054 | |
| 2.4 D / 3.4 D | | | | | | 595 405 083 | |
| DYNA 100 Platform/Chassis (YH_) | 85 - 95 | | | | | | |
| 1.8 | | | | | | 570 413 063 | |
| DYNA 150 Platform/Chassis (_Y_) | 85 - 88 | | | | | | |
| 1.8 / 2.0 (65 kW) / 2.4 D | | | | | | 570 413 063 | |
| 2.0 (79 kW) | | | | | | 560 410 054 | |
| DYNA 150 Platform/Chassis (LY_) | 88 - 95 | | | | | | |
| 2.8 D | | | | | | 570 413 063 | |
| 3.4 D | | | | | | 595 405 083 | |
| DYNA 150 Platform/Chassis (LY_) | 95 - 01 | | | | | | |
| 2.4 D / 2.8 D | | | | | | 570 413 063 | |
| 3.0 D | | | | | | 595 405 083 | |
| DYNA 200 Platform/Chassis | 85 - 95 | | | | | | |
| 2.2 | | | | | | 570 413 063 | |
| 3.0 D / 3.4 D / 3.7 D | | | | | | 595 405 083 | |
| DYNA 200 Platform/Chassis | 95 - 01 | | | | | | |
| 3.4 D / 3.7 D / 4.1 Di / 4.1 TDi | | | | | | 595 405 083 | |
| DYNA 300 Platform/Chassis | 95 - 02 | | | | | | |
| 2.4 | | | | | | 560 410 054 | |
| 2.7 / 3.4 D / 3.7 D / 4.1 D | | | | | | 595 405 083 | |
| DYNA 400 Platform/Chassis (BU_, XZU_) | 00 - 06 | | | | | | |
| 4.6 TDi | | | | | | 595 405 083 | |
| DYNA Platform/Chassis (KD_, LY_, Y2_, U3_, U4_) | 01 → | | | | | | |
| 2.5 D4d / 3.0 D4d (65 kW) | | | | | | 595 404 083 | |

T

△ FOR CARS WITH START/STOP (MUST REPLACE AGM WITH AGM, EFB WITH EFB)
 * PLEASE CHECK AS MORE THAN ONE DIFFERENT SIZE BATTERIES CAN BE FITTED DEPENDING ON: - ELECTRICAL OPTIONS
 - CLIMATE REGION
 - BUILD OE

TOYOTA








|   |  | SILVER dynamic | | | BLUE dynamic | | BLACK dynamic |
|---|---|----------------|-----|-------------|--------------|-------------|---------------|
| | | AGM | SLI | Aux | EFB | SLI | SLI |
| TOYOTA | | | | | | | |
| DYNA Platform/Chassis (KD_, LY_, Y2_, U3_, U4_) | 01 → | | | | | | |
| 3.0 D4d (100 kW) | | | | | | 570 412 063 | |
| 3.0 D4d (106 kW) / 4.0 D4d 4WD / 4.0 D4d | | | | | | 595 405 083 | |
| FJ CRUISER (GSJ1_) | 06 → | | | | | | |
| 4.0 4WD / 4.0 | | | | | | 570 412 063 | |
| GT 86 Coupe (ZN6_) | 12 → | | | | | | |
| 2.0 | | | | | | 560 411 054 | |
| HILUX III Pickup (_N3_, _N4_) | 78 - 88 | | | | | | |
| 1.6 / 2.0 4WD / 2.0 | | | | | | 560 411 054 | |
| HILUX IV Pickup (_N5_, _N6_) | 82 - 89 | | | | | | |
| 1.8 / 2.0 / 2.2 4WD / 2.2 | | | | | | 560 411 054 | |
| 2.0 4WD | | | | | | 545 158 033 | |
| 2.2 D 4WD / 2.2 D / 2.2 D | | | | | | 570 413 063 | |
| 2.4 D 4WD | | | | | | 570 412 063 | |
| HILUX V Pickup (_N_, KZN1_, VZN1_) | 88 - 99 | | | | | | |
| 1.8 | | | | | | 545 158 033 | |
| 2.4 D 4WD (61 kW) / 2.4 D (59/61 kW) | | | | | | 570 412 063 | |
| 2.4 D 4WD (73 kW) / 2.4 D (55 kW) | | | | | | 570 413 063 | |
| 2.4 i 4WD | | | | | | 560 411 054 | |
| HILUX VI Pickup (_N1_) | 97 - 06 | | | | | | |
| 2.4 / 2.4 D / 2.4 TD 4WD / 2.5 D-4D 4WD / 2.5 D-4D | | | | | | 570 413 063 | |
| 2.4 i 4WD | | | | | | 560 411 054 | |
| HILUX VII Pickup (_N1_, _N2_, _N3_) | 04 → | | | | | | |
| 2.0 / 2.7 4WD / 2.7 / 2.7 4WD / 2.7 | | | | | | 570 413 063 | |
| 2.5 D-4D / 2.5 D-4D 4WD / 2.5 D 4WD / 2.5 D 4WD * | | | | | | 595 405 083 | |
| | | | | | | 570 413 063 | |
| 3.0 D-4D 4WD / 3.0 D | | | | | | 595 405 083 | |
| 3.0 D 4WD * | | | | | | 595 405 083 | |
| | | | | | | 595 404 083 | |
| HILUX VIII Pickup (_N1_) | 15 → | | | | | | |
| 2.4 D 4WD / 2.4 D | | | | 585 400 080 | | 580 400 074 | |
| 2.8 D 4WD / 2.8 D | | | | 577 400 078 | | 574 012 068 | |
| HILUX Closed Off-Road Vehicle (LN_, KZN1_, VZN1_) | 88 - 98 | | | | | | |
| 2.4 TD 4WD | | | | | | 595 404 083 | |
| HILUX Closed Off-Road Vehicle (_N1_) | 95 - 05 | | | | | | |
| 3.4 4WD | | | | | | 570 413 063 | |
| HILUX Platform/Chassis (_N1_, _N2_) | 05 → | | | | | | |
| 3.0 D 4WD * | | | | | | 560 411 054 | |
| | | | | | | 560 410 054 | |
| IQ (_J1_) | 08 → | | | | | | |
| 1.0 | | | | | | 545 158 033 | |
| 1.33 / 1.4 D-4D | | | | | | 560 411 054 | |
| LAND CRUISER (_J4_, _J5_) | 68 - 01 | | | | | | |
| 3.0 D 4WD / 3.4 D / 4.0 D / 4.2 | | | | | | 595 404 083 | |
| LAND CRUISER Pickup (_J4_) | 68 - 01 | | | | | | |
| 3.4 D / 4.0 D / 4.2 | | | | | | 595 404 083 | |
| LAND CRUISER (_J6_) | 80 - 91 | | | | | | |
| 3.4 Diesel / 4.0 Diesel / 4.0 Turbo-D / 4.2 | | | | | | 595 404 083 | |
| 4.0 | | | | | | 595 405 083 | |
| LAND CRUISER (_J7_) | 84 → | | | | | | |
| 2.4 D | | | | | | 595 404 083 | |
| 2.4 (77 kW) | | | | | | 570 412 063 | |
| 2.4 (84 kW) / 3.0 TD | | | | | | 595 405 083 | |
| 2.4 TD / 4.2 D * | | | | | | 595 405 083 | |
| | | | | | | 595 404 083 | |
| 3.4 D / 3.4 TD / 3.5 D 4x4 * | | | | | | 595 404 083 | |
| | | | | | | 570 413 063 | |
| | | | | | | 570 412 063 | |
| LAND CRUISER Hardtop (_J7_) | 90 - 96 | | | | | | |
| 2.4 TD | | | | | | 595 404 083 | |
| 3.0 TD / 4.2 D | | | | | | 595 405 083 | |
| LAND CRUISER Pick-up (_J7_) | 84 → | | | | | | |
| 4.0 4x4 / 4.5 MPFi 4x4 | | | | | | 570 412 063 | |
| 4.2 D 4x4 | | | | | | 595 404 083 | |
| LAND CRUISER 80 (_J8_) | 90 - 99 | | | | | | |
| 4.0 | | | | | | 595 405 083 | |
| 4.2 D / 4.2 TD 24V / 4.2 TD / 4.5 24V | | | | | | 595 404 083 | |






|   |  | SILVER dynamic | | | BLUE dynamic | | BLACK dynamic |
|---|---|----------------|-----|-------------|--------------|---|---------------|
| | | AGM | SLI | Aux | EFB | SLI | SLI |
| TOYOTA | | | | | | | |
| LAND CRUISER 90 (_J9_) | 95 → | | | | | | |
| 2.7 / 3.0 D-4D 4WD / 3.0 TD / 4.7 | | | | | | 595 404 083 | |
| 3.4 i 24V | | | | | | 560 410 054 | |
| LAND CRUISER 100 (_J1_) | 98 - 08 | | | | | | |
| 4.2 D | | | | | | 570 413 063 | |
| 4.2 TD | | | | | | 595 405 083 | |
| 4.7 | | | | | | 595 404 083 | |
| LAND CRUISER 200 (_J2_) | 07 → | | | | | | |
| 4.0 / 4.5 D4-D (173 kW) / 4.7 V8 (202 kW) / 5.7 V8 | | | | | | 595 404 083 | |
| 4.5 D-4D / 4.5 D4-D (200 kW) / 4.5 D V8 * | | | | | | 595 405 083 595 404 083 | |
| 4.6 V8 / 4.7 V8 (212 kW) | | | | | | 570 412 063 | |
| LAND CRUISER PRADO (_J12_) | 02 - 10 | | | | | | |
| 3.0 D / 3.0 D-4D * | | | | | | 595 404 083 570 413 063 570 412 063 | |
| 4.0 (179 kW) | | | | | | 595 404 083 | |
| 4.0 (183 kW) | | | | | | 595 405 083 | |
| LAND CRUISER PRADO (_J15_) | 09 → | | | | | | |
| 2.7 | | | | | | 570 412 063 | |
| 2.8 D-4D / 4.0 V6 Dual VVTi / 4.0 V6 VVTi / 4.0 V6 VVT-i | | | | | | 595 404 083 | |
| 3.0 D-4D * | | | | | | 570 413 063 570 412 063 | |
| MIRAI (JPD1_) | 14 → | | | | | | |
| FCV | | | | | | 540 126 033 | |
| MODELL F (CR2_, YR2_) | 82 - 90 | | | | | | |
| 1.8 4WD / 1.8 De Luxe / 2.0 Super / 2.0 | | | | | | 545 158 033 | |
| 2.0 D | | | | | | 570 413 063 | |
| 2.2 | | | | | | 560 411 054 | |
| MR 2 I (AW1_) | 84 - 90 | | | | | | |
| 1.6 16V | | | | | | 545 156 033 | |
| MR 2 II (SW2_) | 89 - 00 | | | | | | |
| 2.0 16V * | | | | | | 560 410 054 545 156 033 | |
| 2.0 | | | | | | 560 410 054 | |
| 2.0 Turbo | | | | | | 545 155 033 | |
| MR 2 III (ZZW3_) | 99 - 07 | | | | | | |
| 1.8 16V VT-i | | | | | | 545 156 033 | |
| PASEO Coupe (EL44_) | 88 - 95 | | | | | | |
| 1.5 | | | | | | 560 411 054 | |
| PASEO Coupe (EL54_) | 95 - 99 | | | | | | |
| 1.5 | | | | | | 560 411 054 | |
| PASEO Convertible (EL54_) | 96 - 98 | | | | | | |
| 1.5 | | | | | | 560 411 054 | |
| PICNIC (_XM1_) | 96 - 01 | | | | | | |
| 2.0 16V / 2.0 (90 kW) | | | | | | 545 156 033 | |
| 2.0 (100 kW) | | | | | | 560 410 054 | |
| 2.2 D | | | | | | 570 412 063 | |
| PREVIA (_R1_, _R2_) | 90 - 00 | | | | | | |
| 2.4 4WD / 2.4 / 2.4 | | | | | | 570 412 063 | |
| PREVIA (_R3_) | 00 - 06 | | | | | | |
| 2.0 D-4D | | | | | | 595 404 083 | |
| 2.4 / 3.0 | | | | | | 560 410 054 | |
| PREVIA III (_R2_, _R5_) | 05 → | | | | | | |
| 2.4 | | | | | | 560 410 054 | |
| PRIUS C (NHP10_) | 11 → | | | | | | |
| 1.5 Hybrid | | | | | | 540 125 033 | |
| PRIUS (_W5_) | 15 → | | | | | | |
| 1.8 Hybrid | | | | 554 400 053 | | | |
| RAV 4 I (_A1_) | 94 - 00 | | | | | | |
| 2.0 4WD * | | | | | | 545 158 033 545 156 033 | |
| 2.0 | | | | | | 545 155 033 | |
| RAV 4 I Cabrio (_A1_) | 97 - 00 | | | | | | |
| 2.0 4WD * | | | | | | 545 158 033 545 156 033 | |


△ FOR CARS WITH START/STOP (MUST REPLACE AGM WITH AGM, EFB WITH EFB)
 * PLEASE CHECK AS MORE THAN ONE DIFFERENT SIZE BATTERIES CAN BE FITTED DEPENDING ON: - ELECTRICAL OPTIONS
 - CLIMATE REGION
 - BUILD OE

T

TOYOTA




|   |  | SILVER <i>dynamic</i> | | | BLUE <i>dynamic</i> | | BLACK <i>dynamic</i> |
|---|---|--------------------------|-------------|-----|----------------------------|---|-------------------------|
| | | AGM | SLI | Aux | EFB | SLI | SLI |
| TOYOTA | | | | | | | |
| RAV 4 II (_A2_) | 00 - 05 | | | | | | |
| 1.8 * | | | | | | 545 158 033 545 156 033 | |
| 2.0 4WD * | | | | | | 560 410 054 545 158 033 545 156 033 | |
| 2.0 D 4WD | | | | | | 595 404 083 | |
| RAV 4 III (_A3_) | 05 → | | | | | | |
| 2.0 / 2.0 4WD (116 kW) | | | | | | 560 410 054 | |
| 2.0 4WD (109 kW) * | | | | | | 570 412 063 560 410 054 | |
| 2.2 D 4WD / 2.2 D | | | | | | 595 404 083 | |
| 2.4 4WD / 2.4 / 3.5 4WD | | | | | | 545 156 033 | |
| RAV 4 IV (_A4_) | 12 → | | | | | | |
| 2.0 4WD (111 kW) * | | | | | 585 501 080 570 500 076 | | |
| 2.0 4WD (112 kW) * | | | | | | 560 411 054 560 410 054 | |
| 2.0 D 4WD *  | | | | | 585 501 080 | 595 404 083 | |
| 2.0 D (91 kW)  | | | | | 585 501 080 | | |
| 2.0 D (105 kW) / 2.2 D 4WD | | | | | | 595 404 083 | |
| 2.0 / 2.5 4WD (132 kW) | | | | | | 560 411 054 | |
| 2.5 / 2.5 4WD (131 kW) * | | | | | 572 501 076 | 570 412 063 | |
| SOLARA Coupe (_V2_) | 98 - 03 | | | | | | |
| 3.0 | | | | | | 570 412 063 | |
| SOLARA Convertible (_V2_) | 99 - 03 | | | | | | |
| 3.0 | | | | | | 570 412 063 | |
| SOLARA Coupe (_V3_) | 01 - 08 | | | | | | |
| 2.4 / 3.3 | | | | | | 570 412 063 | |
| SOLARA Convertible (_V3_) | 03 - 08 | | | | | | |
| 3.3 | | | | | | 570 412 063 | |
| STARLET (KP6_) | 78 - 84 | | | | | | |
| 1.0 / 1.2 S / 1.3 / 1.3 S | | | | | | 545 156 033 | |
| STARLET Estate (KP6_) | 78 - 84 | | | | | | |
| 1.0 / 1.2 | | | | | | 545 156 033 | |
| 1.3 | | | | | | 545 155 033 | |
| STARLET (_P7_) | 84 - 89 | | | | | | |
| 1.0 / 1.3 (55 kW) | | | | | | 545 158 033 | |
| 1.3 (52 kW) | | | | | | 545 155 033 | |
| 1.5 D | | | | | | 560 411 054 | |
| STARLET (_P8_) | 89 - 96 | | | | | | |
| 1.0 | | | | | | 540 127 033 | |
| 1.3 12V Cat | | | | | | 560 410 054 | |
| 1.3 12V / 1.3 XL | | | | | | 545 156 033 | |
| 1.5 D | | | | | | 570 412 063 | |
| STARLET (_P9_) | 96 - 99 | | | | | | |
| 1.3 | | | | | | 540 127 033 | |
| SUPRA (_A7_) | 86 - 93 | | | | | | |
| 3.0 24V / 3.0 Turbo | | | | | | 570 412 063 | |
| SUPRA (_A8_) | 93 - 02 | | | | | | |
| 3.0 i Bi-Turbo | | | | | | 570 412 063 | |
| TERCEL (_L1_, _L2_) | 79 - 88 | | | | | | |
| 1.3 / 1.5 | | | | | | 545 158 033 | |
| TERCEL (AL2_) | 82 - 88 | | | | | | |
| 1.5 4WD | | | | | | 545 158 033 | |
| TERCEL Estate (AL2_) | 82 - 88 | | | | | | |
| 1.5 | | | | | | 545 158 033 | |
| URBAN CRUISER (_P1_) | 07 → | | | | | | |
| 1.33 *  | | 560 901 068 | | | 560 500 064 | 560 410 054 | |
| 1.4 D-4D 4WD / 1.4 D-4D / 1.5 VVTi 4WD / 1.5 VVTi | | | | | | 560 410 054 | |
| VERSO (_R2_) | 09 → | | | | | | |
| 1.6 D4-D *  | | 580 901 080 | | | 580 500 080 | 595 404 083 | |
| 1.6 | | | 554 400 053 | | | | |
| 1.8 | | | 563 400 061 | | | 560 408 054 | |
| 2.0 D-4D | | | 585 200 080 | | | 580 406 074 | |
| 2.2 D-4D / 2.2 D-CAT | | | 585 200 080 | | | 595 404 083 580 406 074 | |







|   |  | SILVER dynamic | | | BLUE dynamic | | BLACK dynamic |
|---|---|----------------|----------------------------|-----|--------------|---|---------------|
| | | AGM | SLI | Aux | EFB | SLI | SLI |
| TOYOTA | | | | | | | |
| VERSO S (_P12_) | 10 - 16 | | | | | | |
| 1.33 | | 560 901 068 | | | 560 500 064 | | |
| 1.4 D4-D | | | 563 400 061 | | | 560 408 054 | |
| YARIS (_P1_) | 99 - 05 | | | | | | |
| 1.0 (50 kW) * | | | 554 400 053 552 401 052 | | | 545 156 033 544 402 044 | |
| 1.0 (48 kW) / 1.5 (77 kW) * | | | | | | 545 158 033 545 156 033 544 402 044 | |
| 1.3 | | | 554 400 053 | | | 552 400 047 545 156 033 | |
| 1.4 D-4D | | | 563 400 061 | | | 560 411 054 560 408 054 | |
| 1.5 (78 kW) * | | | | | | 545 158 033 545 156 033 | |
| 1.5 (110 kW) | | | 554 400 053 | | | 552 400 047 | |
| YARIS VERSO (_P2_) | 99 - 05 | | | | | | |
| 1.3 / 1.5 * | | | | | | 545 158 033 545 156 033 | |
| 1.4 D-4D | | | | | | 570 413 063 | |
| YARIS (_P9_) | 05 → | | | | | | |
| 1.0 GPL | | | | | | 545 156 033 | |
| 1.0 VVT-i * | | | | | 560 500 064 | 545 156 033 544 402 044 | |
| 1.33 VVT-i (73 kW) / 1.3 4WD / 1.3 VVT-i (63 kW) | | | 554 400 053 | | | 552 400 047 | |
| 1.33 VVT-i (74 kW) *  | | 560 901 068 | 554 400 053 | | 560 500 064 | 552 400 047 | |
| 1.3 VVT-i (64 kW) * | | | | | | 552 400 047 545 156 033 544 402 044 | |
| 1.4 D-4D | | | | | 560 500 064 | 560 408 054 544 402 044 | |
| 1.8 VVTi | | | 554 400 053 | | | 552 400 047 545 156 033 | |
| YARIS / VIOS Saloon (_P9_) | 05 → | | | | | | |
| 1.3 4WD / 1.3 / 1.5 | | | 554 400 053 | | | 552 400 047 | |
| YARIS (_P13_) | 10 → | | | | | | |
| 1.0 * | | | | | | 552 400 047 545 156 033 544 402 044 | |
| 1.3 4WD / 1.3 (63 kW) | | | 554 400 053 | | | 552 400 047 | |
| 1.3 (73 kW) *  | | 560 901 068 | 554 400 053 | | 560 500 064 | 552 400 047 | |
| 1.4 D | | | 563 400 061 | | | 560 408 054 | |
| YARIS (_P15_) | 13 → | | | | | | |
| 1.5 | | | 554 400 053 | | | 552 400 047 | |
| YARIS / VIOS Saloon (_P15_) | 13 → | | | | | | |
| 1.5 | | | 554 400 053 | | | 552 400 047 | |
| 4 RUNNER (_N5_, _N6_, _N7_) | 84 - 89 | | | | | | |
| 2.4 4WD | | | | | | 570 413 063 | |
| 4 RUNNER (_N1_) | 87 - 96 | | | | | | |
| 2.4 D / 3.0 | | | | | | 570 413 063 | |
| 3.0 Turbo-D | | | | | | 595 405 083 | |
| 4 RUNNER (_N18_) | 95 - 02 | | | | | | |
| 3.0 Turbo-D | | | | | | 595 405 083 | |
| HIACE I Wagon (LH1_, RH1_, LH3_, RH3_, LH2_, RH2_) | 77 - 82 | | | | | | |
| 1.6 | | | | | | 570 413 063 | |
| 2.2 D | | | | | | 595 404 083 | |
| HIACE I Box (RH1_, LH3_, RH3_, RH2_, LH2_, LH1_) | 77 - 83 | | | | | | |
| 1.6 / 2.0 | | | | | | 570 413 063 | |
| 2.2 D | | | | | | 595 404 083 | |
| HIACE II Wagon (LH7_, LH5_, LH6_, YH7_, YH6_, YH5_) | 82 - 89 | | | | | | |
| 1.8 / 2.0 / 2.4 D | | | | | | 570 413 063 | |
| 2.2 D / 2.4 D 4WD | | | | | | 595 404 083 | |
| HIACE II Box (LH5_, YH7_, LH7_, LH6_, YH6_, YH5_) | 82 - 89 | | | | | | |
| 1.8 / 2.0 / 2.2 4WD / 2.2 D / 2.4 D 4WD / 2.4 D | | | | | | 570 413 063 | |
| HIACE III Wagon (_H1_) | 87 - 04 | | | | | | |
| 2.0 / 2.4 4WD / 2.4 (88 kW) | | | | | | 560 411 054 | |
| 2.4 D 4WD / 2.4 D | | | | | | 595 405 083 | |
| 2.4 (85 kW) | | | | | | 570 413 063 | |
| 2.5 D-4D 4WD | | | | | | 570 412 063 | |
| HIACE III Box (YH7_, LH6_, LH7_, LH5_, YH5_, YH6_) | 87 - 06 | | | | | | |
| 2.0 / 2.4 4WD / 2.4 | | | | | | 560 411 054 | |

 FOR CARS WITH START/STOP (MUST REPLACE AGM WITH AGM, EFB WITH EFB)
 * PLEASE CHECK AS MORE THAN ONE DIFFERENT SIZE BATTERIES CAN BE FITTED DEPENDING ON: - ELECTRICAL OPTIONS
 - CLIMATE REGION
 - BUILD OE

T

TOYOTA > TRABANT





|   |  | SILVER <i>dynamic</i> | | | BLUE <i>dynamic</i> | | BLACK <i>dynamic</i> |
|---|---|--------------------------|-------------|-----|------------------------|----------------------------|-------------------------|
| | | AGM | SLI | Aux | EFB | SLI | SLI |
| TOYOTA | | | | | | | |
| HIACE III Box (YH7_, LH6_, LH7_, LH5_, YH5_, YH6_) | 87 - 06 | | | | | | |
| 2.4 D (53 kW) / 2.4 D 4WD (57 kW) | | | | | | 595 404 083 | |
| 2.4 D 4WD (55 kW) / 2.4 D (55 kW) / 2.8 D | | | | | | 595 405 083 | |
| HIACE IV Bus (_H1_, _H2_) | 95 → | | | | | | |
| 2.4 4WD / 2.4 | | | | | | 560 411 054 | |
| 2.4 D (61 kW) | | | | | | 595 405 083 | |
| 2.4 D (55 kW) / 2.5 D-4D (86/70 kW) * | | | | | | 595 405 083 570 413 063 | |
| 2.4 TD 4WD / 2.4 TD / 2.5 D-4D 4WD / 2.5 D-4D (65/75 kW) / 2.7 4WD (105 kW) | | | | | | 570 413 063 | |
| 2.7 4WD (106 kW) / 2.7 | | | | | | 560 410 054 | |
| HIACE IV Box (LXH1_, RZH1_, LH1_) | 95 → | | | | | | |
| 2.4 4WD / 2.4 D (61 kW) / 2.4 i / 2.5 D-4D 4WD (86 kW) / 2.7 4WD / 2.7 | | | | | | 570 413 063 | |
| 2.4 D (58 kW) / 2.4 TD 4WD / 2.4 TD / 2.5 D-4D (65/75 kW) | | | | | | 595 405 083 | |
| 2.4 | | | | | | 560 411 054 | |
| 2.5 D-4D 4WD (75 kW) / 2.5 D-4D (70/86 kW) * | | | | | | 595 405 083 570 413 063 | |
| HIACE / COMMUTER V (TRH2_, KDH2_) | 04 → | | | | | | |
| 2.5 D-4D / 2.5 D-4D 4WD / 3.0 D | | | | | | 595 405 083 | |
| 2.7 | | | | | | 570 413 063 | |
| HIACE V Box (TRH2_, KDH2_) | 04 → | | | | | | |
| 2.5 D-4D * | | | | | | 595 405 083 570 413 063 | |
| 2.7 VVTi | | | | | | 570 413 063 | |
| LITEACE Wagon (YM2_, CM2_, KM2_) | 79 - 85 | | | | | | |
| 1.3 / 1.8 D | | | | | | 545 158 033 | |
| LITEACE Box (KM2_) | 79 - 86 | | | | | | |
| 1.3 | | | | | | 545 158 033 | |
| LITEACE Bus (_M3_) | 85 - 92 | | | | | | |
| 1.5 | | | | | | 540 127 033 | |
| 1.8 D / 2.0 D | | | | | | 570 413 063 | |
| LITEACE Box (_M3_) | 83 - 98 | | | | | | |
| 1.5 | | | | | | 540 127 033 | |
| 1.8 D / 2.0 D | | | | | | 570 413 063 | |
| LITEACE Bus (_R2_LG) | 92 - 98 | | | | | | |
| 1.5 | | | | | | 540 127 033 | |
| 2.0 D / 2.2 D | | | | | | 570 413 063 | |
| 2.2 | | | | | | 560 411 054 | |
| LITEACE Box (_R2_V) | 92 - 95 | | | | | | |
| 1.5 | | | | | | 540 127 033 | |
| 2.0 D | | | | | | 570 413 063 | |
| 2.2 | | | | | | 560 411 054 | |
| PROACE Box Body / Estate (MDX_) | 13 - 16 | | | | | | |
| 1.6 D * | | | | | | 572 501 076 560 500 064 | |
| 2.0 D 4WD / 2.0 D * | | | | | | 585 501 080 570 500 076 | |
| PROACE Bus (MPY_) | 16 → | | | | | | |
| 1.6 D (85 kW) / 2.0 D | | 570 901 076 | | | | | |
| 1.6 D (70 kW) | | 570 901 076 | 577 400 078 | | | | |
| PROACE Box (MDZ_) | 16 → | | | | | | |
| 1.6 D (85 kW) / 2.0 D | | 570 901 076 | | | | | |
| 1.6 D (70 kW) | | 570 901 076 | 577 400 078 | | | | |
| TRABANT | | | | | | | |
| P 601 | 66 - 90 | | | | | | |
| 0.6 * | | | 563 400 061 | | | 560 408 054 | 545 412 040 |
| P 601 Universal | 66 - 90 | | | | | | |
| 0.6 * | | | 563 400 061 | | | 560 408 054 | 545 412 040 |
| P 601 Tramp | 66 - 90 | | | | | | |
| 0.6 * | | | 563 400 061 | | | 560 408 054 | 545 412 040 |
| P 601 Box | 66 - 90 | | | | | | |
| 0.6 * | | | 563 400 061 | | | 560 408 054 | 545 412 040 |
| 1.1 | 90 - 91 | | | | | | |
| 1.1 * | | | 563 400 061 | | | 560 408 054 | 545 412 040 |
| 1.1 Universal | 90 - 91 | | | | | | |
| 1.1 * | | | 563 400 061 | | | 560 408 054 | 545 412 040 |

|   |  | SILVER <i>dynamic</i> | | | BLUE <i>dynamic</i> | | BLACK <i>dynamic</i> |
|---|---|--------------------------|----------------------------|-------------|------------------------|-------------|-------------------------|
| | | AGM | SLI | Aux | EFB | SLI | SLI |
| TRABANT | | | | | | | |
| 1.1 Tramp | 90 - 91 | | | | | | |
| 1.1 * | | | 563 400 061 | | | 560 408 054 | 545 412 040 |
| TRIUMPH | | | | | | | |
| ACCLAIM | 81 - 85 | | | | | | |
| 1.3 | | | | | | | 545 079 030 |
| DOLOMITE | 72 - 81 | | | | | | |
| 1300 / 1500 HL / 1850 HL / Sprint | | | | | | | 545 079 030 |
| TR 7 Coupe | 75 - 81 | | | | | | |
| 2.0 | | | | | | | 545 079 030 |
| TR 7 | 79 - 82 | | | | | | |
| 2.0 | | | | | | | 545 079 030 |
| TR 8 | 79 - 81 | | | | | | |
| 3.5 | | | | | | 570 413 063 | |
| TVR | | | | | | | |
| 280 Coupe | 83 - 86 | | | | | | |
| 2.8 i | | | | | | 570 413 063 | |
| 280 Convertible | 83 - 86 | | | | | | |
| 2.8 i | | | | | | 570 413 063 | |
| 350 Coupe | 83 - 89 | | | | | | |
| 3.5 i | | | | | | 570 413 063 | |
| 350 Convertible | 83 - 89 | | | | | | |
| 3.5 i | | | | | | 570 413 063 | |
| 390 | 84 - 89 | | | | | | |
| 3.9 | | | | | | 570 413 063 | |
| 400 | 89 - 93 | | | | | | |
| 3.9 | | | | | | 570 413 063 | |
| 420 Sports Saloon | 85 - 89 | | | | | | |
| 4.2 | | | | | | 570 413 063 | |
| 420 Convertible | 85 - 89 | | | | | | |
| 4.2 | | | | | | 570 413 063 | |
| 450 | 89 - 93 | | | | | | |
| 4.4 | | | | | | 570 413 063 | |
| CERBERA | 96 - 03 | | | | | | |
| 4.0 / 4.2 / 4.5 / 4.5 GT | | | 561 400 060 | | | 560 409 054 | |
| CHIMAERA | 92 - 03 | | | | | | |
| 3.9 / 4.3 / 4.5 / 5.0 | | | 561 400 060 | | | 560 409 054 | |
| GRIFFITH (TCT_) | 90 - 02 | | | | | | |
| 4.0 / 4.3 / 5.0 | | | | | | 570 413 063 | |
| S | 86 - 96 | | | | | | |
| 2.8 / 2.9 / 4.0 | | | | | | 570 413 063 | |
| SAGARIS | 04 → | | | | | | |
| 4.0 | | | | | | 570 412 063 | |
| SPEED EIGHT | 89 - 92 | | | | | | |
| 3.9 / 4.3 | | | | | | 570 413 063 | |
| TAMORA | 02 - 07 | | | | | | |
| 3.6 | | | | | | 570 413 063 | |
| TASMIN Coupe | 80 - 84 | | | | | | |
| 2.8 | | | | | | 570 412 063 | |
| TASMIN Convertible | 81 - 84 | | | | | | |
| 2.0 | | | | | | 570 412 063 | |
| TUSCAN II Roadster | 98 - 06 | | | | | | |
| 3.6 / 4.0 (291 kW) | | | | | | 570 413 063 | |
| 4.0 (268 kW) | | | | | | 574 013 068 | |
| VAUXHALL | | | | | | | |
| ADAM (M13) | 12 → | | | | | | |
| 1.0 (85 kW) *  | | | 570 901 076 560 901 068 | | | | |
| 1.0 (66 kW) / 1.4 S  | | | 560 901 068 | | | | |
| 1.2 / 1.4 *  | | | 560 901 068 | 554 400 053 | | 552 400 047 | |
| 1.4 LPG * | | | 560 901 068 | | | 552 400 047 | |
| AGILA Mk I (A) (H00) | 00 - 08 | | | | | | |
| 1.0 12V / 1.2 16V / 1.2 16V Twinport * | | | 554 400 053 552 401 052 | | | 544 402 044 | |

 FOR CARS WITH START/STOP (MUST REPLACE AGM WITH AGM, EFB WITH EFB)

* PLEASE CHECK AS MORE THAN ONE DIFFERENT SIZE BATTERIES CAN BE FITTED DEPENDING ON:
- ELECTRICAL OPTIONS
- CLIMATE REGION
- BUILD OE




VAUXHALL

|   |  | SILVER dynamic | | | BLUE dynamic | | BLACK dynamic |
|---|---|----------------|----------------------------|-----|--------------|----------------------------|---------------|
| | | AGM | SLI | Aux | EFB | SLI | SLI |
| VAUXHALL | | | | | | | |
| AGILA Mk II (B) (H08) | 08 - 14 | | | | | | |
| 1.0 12V / 1.0 i / 1.2 i 16V * | | | 554 400 053 552 401 052 | | | 544 402 044 | |
| 1.3 CDTI | | | 561 400 060 | | | 560 409 054 | |
| AMPERA (R12) | 12 → | | | | | | |
| EV 150 | | 560 901 068 | | | | | |
| ANTARA (L07) | 06 → | | | | | | |
| 2.0 CDTI 4x4 / 2.0 CDTi 4x4 | | | | | | 595 405 083 | |
| 2.2 CDTi 4x4 / 2.2 CDTi FWD  | | 595 901 085 | | | | 595 405 083 595 402 080 | |
| 2.4 (123 kW) * | | | | | | 595 405 083 570 413 063 | |
| 2.4 (126 kW) / 2.4 4x4 (126 kW) | | | | | | 560 411 054 | |
| 2.4 4x4 (123 kW) / 3.0 4x4 | | | | | | 570 413 063 | |
| 2.4 4x4 (103 kW) | | | | | | 574 013 068 | |
| ARENA Combi (A97) | 97 - 01 | | | | | | |
| 1.9 D / 2.5 D | | | 577 400 078 | | | 574 012 068 | |
| ARENA Van (A97) | 97 - 01 | | | | | | |
| 1.9 D / 2.5 D | | | 577 400 078 | | | 574 012 068 | |
| ASTRA | 79 - 84 | | | | | | |
| 1.2 * | | | 554 400 053 552 401 052 | | | 544 402 044 | 541 400 036 |
| ASTRA Hatchback | 79 - 86 | | | | | | |
| 1.2 S / 1.3 / 1.3 S * | | | 554 400 053 552 401 052 | | | 544 402 044 | 541 400 036 |
| 1.6 D / 1.8 GTE | | | 574 402 075 | | | 572 409 068 | |
| 1.6 S * | | | 561 400 060 | | | 544 402 044 | 553 401 050 |
| ASTRA Estate | 79 - 86 | | | | | | |
| 1.3 S / 1.6 S * | | | 561 400 060 | | | 544 402 044 | 541 400 036 |
| 1.6 D | | | 574 402 075 | | | 572 409 068 | |
| ASTRA Mk II Hatchback (T85) | 84 - 91 | | | | | | |
| 1.2 / 1.3 / 1.4 i / 1.4 S * | | | 554 400 053 552 401 052 | | | 544 402 044 | 541 400 036 |
| 1.6 / 1.6 S * | | | 554 400 053 552 401 052 | | | 544 402 044 | |
| 1.6 D / 1.7 D / 1.8 GTE / 1.9 / 2.0 / 2.0 GTE / 2.0 GTE 16V | | | 574 402 075 | | | 572 409 068 | 570 144 064 |
| ASTRA Mk II Belmont (T85) | 85 - 91 | | | | | | |
| 1.3 / 1.6 / 1.6 S * | | | 561 400 060 | | | 544 402 044 | 541 400 036 |
| 1.3 iCat / 1.4 i * | | | 554 400 053 552 401 052 | | | 544 402 044 | 541 400 036 |
| 1.5 DT / 1.6 D / 1.8 i (74 kW) * | | | 561 400 060 | | | 560 409 054 | 553 401 050 |
| 1.7 D | | | 574 402 075 | | | 572 409 068 | 570 144 064 |
| 1.8 / 1.8 i (85 kW) * | | | 561 400 060 | | | 560 409 054 | 541 400 036 |
| ASTRA Mk II Estate (T85) | 84 - 91 | | | | | | |
| 1.2 / 1.3 / 1.4 S * | | | 554 400 053 552 401 052 | | | 544 402 044 | 541 400 036 |
| 1.5 DT / 1.6 D / 1.7 D | | | 574 402 075 | | | 572 409 068 | 570 144 064 |
| 1.6 * | | | 554 400 053 552 401 052 | | | 544 402 044 | |
| 1.6 S * | | | 561 400 060 | | | 560 409 054 | 553 401 050 |
| 1.8 i | | | 561 400 060 | | | 560 409 054 | |
| ASTRA Mk II Convertible (T85) | 87 - 93 | | | | | | |
| 1.6 i / 2.0 i / 2.0 iCat | | | 561 400 060 | | | 560 409 054 | |
| ASTRA Mk III (F) Saloon (T92) | 91 - 98 | | | | | | |
| 1.4 i / 1.4 i 16V / 1.6 i / 1.6 i 16V * | | | 561 400 060 | | | 544 402 044 | |
| 1.7 D / 1.7 TD | | | 574 402 075 | | | 572 409 068 | 570 144 064 |
| 1.8 i / 1.8 i 16V / 2.0 i / 2.0 i 16V * | | | 561 400 060 | | | 560 409 054 | 553 401 050 |
| ASTRA Mk III (F) Hatchback (T92) | 91 - 98 | | | | | | |
| 1.4 i / 1.4 i 16V / 1.4 S / 1.6 i / 1.6 i 16V / 1.8 i 16V / 2.0 i / 2.0 i 16V * | | | 561 400 060 | | | 560 409 054 | 553 401 050 |
| 1.7 D / 1.7 TD | | | 574 402 075 | | | 572 409 068 | 570 144 064 |
| 1.8 i | | | 561 400 060 | | | 560 409 054 | |
| ASTRA Mk III (F) Estate (T92) | 91 - 98 | | | | | | |
| 1.4 i / 1.4 i 16V / 1.4 S * | | | 554 400 053 552 401 052 | | | 544 402 044 | 541 400 036 |
| 1.6 i / 1.6 i 16V / 1.6 Si / 1.8 i / 1.8 i 16V / 2.0 i / 2.0 i 16V * | | | 561 400 060 | | | 560 409 054 | 553 401 050 |
| 1.7 D / 1.7 TD | | | 574 402 075 | | | 572 409 068 | 570 144 064 |
| ASTRA Mk III (F) Convertible (T92) | 93 - 01 | | | | | | |
| 1.4 i / 1.4 i 16V / 1.6 i (55 kW) * | | | 554 400 053 552 401 052 | | | 544 402 044 | |
| 1.6 / 1.6 i (52 kW) * | | | 554 400 053 552 401 052 | | | 544 402 044 | 541 400 036 |



 FOR CARS WITH START/STOP (MUST REPLACE AGM WITH AGM, EFB WITH EFB)


























* PLEASE CHECK AS MORE THAN ONE DIFFERENT SIZE BATTERIES CAN BE FITTED DEPENDING ON: - ELECTRICAL OPTIONS
- CLIMATE REGION
- BUILD OE

|   |  | SILVER dynamic | | | BLUE dynamic | | BLACK dynamic |
|---|---|----------------------------|---|-----|--------------|-------------|---------------|
| | | AGM | SLI | Aux | EFB | SLI | SLI |
| VAUXHALL | | | | | | | |
| ASTRA Mk III (F) Convertible (T92) | 93 - 01 | | | | | | |
| 1.8 / 2.0 i / 2.0 i 16V * | | | 561 400 060 | | | 560 409 054 | 553 401 050 |
| 1.8 16V | | | 561 400 060 | | | 560 409 054 | |
| ASTRAVAN Mk III (F) (T92) | 91 - 98 | | | | | | |
| 1.4 i / 1.6 i * | | | 561 400 060 554 400 053 552 401 052 | | | 544 402 044 | |
| 1.7 D / 1.7 TD | | | 574 402 075 | | | 572 409 068 | |
| ASTRA Mk IV (G) Hatchback (T98) | 98 - 05 | | | | | | |
| 1.2 16V / 1.4 16V / 1.6 16V / 1.6 Dualfuel / 1.6 * | | | 554 400 053 552 401 052 | | | 544 402 044 | |
| 1.7 CDTi 16V / 1.7 DTi 16V / 1.7 TD / 2.0 Di / 2.0 DTi 16V / 2.2 16V | | | 574 402 075 | | | 572 409 068 | |
| 1.8 16V Dualfuel / 1.8 16V / 2.0 16V / 2.0 / 2.0 SRI Turbo | | | 561 400 060 | | | 560 409 054 | |
| ASTRA Mk IV (G) Saloon (T98) | 98 - 05 | | | | | | |
| 1.2 16V / 1.4 16V / 1.6 Dualfuel * | | | 554 400 053 552 401 052 | | | 544 402 044 | |
| 1.6 / 1.6 16V / 1.8 16V / 1.8 16V Dualfuel / 2.0 16V | | | 561 400 060 | | | 560 409 054 | |
| 1.7 CDTi 16V / 1.7 DTi 16V / 1.7 TD / 2.0 Di / 2.0 DTi 16V / 2.2 16V / 2.2 DTi | | | 574 402 075 | | | 572 409 068 | |
| ASTRA Mk IV (G) Estate (T98) | 98 - 05 | | | | | | |
| 1.2 16V / 1.6 Dualfuel (62 kW) * | | | 554 400 053 552 401 052 | | | 544 402 044 | |
| 1.4 16V / 1.6 / 1.6 16V / 1.6 Dualfuel (63 kW) / 1.8 16V / 1.8 16V Dualfuel / 2.0 16V | | | 561 400 060 | | | 560 409 054 | |
| 1.7 CDTi 16V / 1.7 DTi 16V / 1.7 TD / 2.0 Di / 2.0 DTi 16V / 2.2 16V | | | 574 402 075 | | | 572 409 068 | |
| ASTRA Mk IV (G) Coupe (T98) | 00 - 05 | | | | | | |
| 1.6 16V / 1.8 16V / 1.8 16V Dualfuel / 2.0 / 2.0 16V Turbo | | | 561 400 060 | | | 560 409 054 | |
| 2.2 16V | | | 574 402 075 | | | 572 409 068 | |
| ASTRA Mk IV (G) Convertible (T98) | 01 - 05 | | | | | | |
| 1.6 16V / 1.8 16V / 2.0 / 2.0 Turbo | | | 561 400 060 | | | 560 409 054 | |
| 2.2 16V | | | 574 402 075 | | | 572 409 068 | |
| ASTRAVAN Mk IV (G) (T98) | 98 - 06 | | | | | | |
| 1.6 i / 1.7 CDTi / 1.7 DTi 16V / 1.7 TD | | | 561 400 060 | | | 560 409 054 | |
| 2.0 Di / 2.0 DTi | | | 574 402 075 | | | 572 409 068 | |
| ASTRA Mk V (H) (A04) | 04 - 09 | | | | | | |
| 1.3 CDTi / 1.6 / 1.6 Turbo / 1.7 CDTi / 1.7 CDTi / 1.8 / 2.0 Turbo | | | 561 400 060 | | | 560 409 054 | |
| 1.4 * | | | 554 400 053 552 401 052 | | | 544 402 044 | |
| 1.9 CDTi 16V / 1.9 CDTi | | | 574 402 075 | | | 572 409 068 | |
| ASTRA Mk V (H) Sport Hatch (A04) | 05 - 10 | | | | | | |
| 1.3 CDTi / 1.4 i 16V / 1.6 i 16V / 1.6 / 1.7 CDTi / 1.8 i 16V / 1.8 / 2.0 Turbo / 2.0 VXR | | | 561 400 060 | | | 560 409 054 | |
| 1.9 CDTi | | | 574 402 075 | | | 572 409 068 | |
| ASTRA Mk V (H) Estate (A04) | 04 - 12 | | | | | | |
| 1.3 CDTi / 1.4 (55 kW) / 1.6 / 1.7 CDTi / 1.7 CDTi / 1.8 | | | 561 400 060 | | | 560 409 054 | |
| 1.4 (66 kW) * | | | 554 400 053 552 401 052 | | | 544 402 044 | |
| 1.9 CDTi / 2.0 Turbo | | | 574 402 075 | | | 572 409 068 | |
| ASTRA Mk V (H) TwinTop (A04) | 05 - 11 | | | | | | |
| 1.6 i 16V / 1.6 / 1.8 | | | 561 400 060 | | | 560 409 054 | |
| 1.9 CDTi / 2.0 / 2.0 Turbo | | | 574 402 075 | | | 572 409 068 | |
| ASTRAVAN Mk V (H) (A04) | 05 → | | | | | | |
| 1.3 CDTi / 1.6 / 1.7 CDTi (59 kW) / 1.7 CDTi | | | 561 400 060 | | | 560 409 054 | |
| 1.4 i * | | | 554 400 053 552 401 052 | | | 544 402 044 | |
| 1.7 CDTi (81 kW) * ⚠ | | 570 901 076 | 561 400 060 | | | 560 409 054 | |
| 1.7 CDTi (92 kW) / 1.9 CDTi | | | 574 402 075 | | | 572 409 068 | |
| ASTRA Mk VI (J) (P10) | 09 → | | | | | | |
| 1.3 CDTi / 2.0 BiTurbo CDTi / 2.0 CDTi (121 kW) * ⚠ | | 580 901 080 570 901 076 | 574 402 075 | | | 572 409 068 | |
| 1.4 / 1.4 Turbo / 1.6 / 1.6 Turbo / 1.7 CDTi / 1.7 CDTi (92 kW) | | | 561 400 060 | | | 560 409 054 | |
| 1.6 CDTi / 1.7 CDTi (96 kW) * ⚠ | | 580 901 080 570 901 076 | | | | | |
| 1.6 SIDI | | 570 901 076 | | | 570 500 076 | | |
| 1.7 CDTi (81 kW) * ⚠ | | 580 901 080 570 901 076 | 561 400 060 | | | 560 409 054 | |
| 2.0 CDTi (118 kW) | | | 574 402 075 | | | 572 409 068 | |
| ASTRA Mk VI (J) GTC (P10) | 11 → | | | | | | |
| 1.4 (88 kW) * ⚠ | | 580 901 080 570 901 076 | 561 400 060 | | | 560 409 054 | |
| 1.4 (74 kW) * | | | 561 400 060 | | | 560 409 054 | 553 401 050 |


V







⚠ FOR CARS WITH START/STOP (MUST REPLACE AGM WITH AGM, EFB WITH EFB)
 * PLEASE CHECK AS MORE THAN ONE DIFFERENT SIZE BATTERIES CAN BE FITTED DEPENDING ON: - ELECTRICAL OPTIONS
 - CLIMATE REGION
 - BUILD OE


VAUXHALL

|   |  | SILVER dynamic | | | BLUE dynamic | | BLACK dynamic |
|---|---|----------------------------|----------------------------|-----|--------------|----------------------------|---------------|
| | | AGM | SLI | Aux | EFB | SLI | SLI |
| VAUXHALL | | | | | | | |
| ASTRA Mk VI (J) GTC (P10) | 11 → | | | | | | |
| 1.4 (103 kW) / 1.6 CDTi / 1.6 SIDI (147 kW) / 2.0 BiTurbo CDTi *  | | 580 901 080 570 901 076 | | | | | |
| 1.6 | | | 561 400 060 | | | 560 409 054 | |
| 1.6 SIDI (125 kW)  | | 570 901 076 | | | 570 500 076 | | |
| 1.7 CDTi *  | | 570 901 076 | 561 400 060 | | 570 500 076 | 560 409 054 | |
| 2.0 CDTi *  | | 580 901 080 570 901 076 | 574 402 075 | | | 572 409 068 | |
| 2.0 VXR | | 570 901 076 | | | | | |
| ASTRA Mk VI (J) Saloon (P10) | 12 → | | | | | | |
| 1.3 CDTi *  | | 560 901 068 | 561 400 060 | | 560 500 064 | 560 409 054 | |
| 1.4 / 1.6 / 1.6 Turbo | | | 561 400 060 | | | 560 409 054 | |
| 1.4 Turbo *  | | 580 901 080 570 901 076 | 561 400 060 | | | 560 409 054 | |
| 1.6 SIDI | | 570 901 076 | | | 570 500 076 | | |
| 1.7 CDTi  | | 570 901 076 | | | | | |
| 2.0 BiTurbo CDTi | | 580 901 080 | | | 580 500 080 | | |
| ASTRA Mk VI (J) Estate (P10) | 10 → | | | | | | |
| 1.3 CDTi / 1.7 CDTi (81 kW) / 2.0 BiTurbo CDTi / 2.0 CDTi (121 kW) *  | | 580 901 080 570 901 076 | 574 402 075 | | | 572 409 068 | |
| 1.4 / 1.4 Turbo (103 kW) / 1.6 / 1.6 Turbo / 1.7 CDTi (92 kW) / 1.7 CDTi | | | 561 400 060 | | | 560 409 054 | |
| 1.4 Turbo (88 kW) *  | | 570 901 076 | 561 400 060 | | 570 500 076 | 560 409 054 | |
| 1.6 CDTi / 1.7 CDTi (96 kW) *  | | 580 901 080 570 901 076 | | | | | |
| 1.6 SIDI | | 570 901 076 | | | 570 500 076 | | |
| 2.0 CDTi (118 kW) | | | 574 402 075 | | | 572 409 068 | |
| ASTRA Mk VII (K) (B16) | 15 → | | | | | | |
| 1.0 *  | | 580 901 080 570 901 076 | | | | | |
| 1.4 / 1.4 Turbo *  | | 570 901 076 | | | | 560 408 054 552 400 047 | |
| 1.6 CDTi (81 kW) *  | | 580 901 080 | 585 200 080 | | | 574 012 068 | |
| 1.6 CDTi (118 kW)  | | 580 901 080 | | | | | |
| 1.6 CDTi (70 kW) *  | | 580 901 080 | 563 400 061 | | | 560 408 054 | |
| 1.6 Turbo  | | 570 901 076 | | | | | |
| ASTRA Mk VII (K) Estate (B16) | 15 → | | | | | | |
| 1.0 *  | | 580 901 080 570 901 076 | | | | | |
| 1.4 / 1.4 Turbo *  | | 570 901 076 | | | | 560 408 054 552 400 047 | |
| 1.6 CDTi (81 kW) *  | | 580 901 080 | 585 200 080 | | | 574 012 068 | |
| 1.6 CDTi (118 kW)  | | 580 901 080 | | | | | |
| 1.6 CDTi (70 kW) *  | | 580 901 080 | 563 400 061 | | | 560 408 054 | |
| 1.6 Turbo  | | 570 901 076 | | | | | |
| ASTRAMAX (T85) | 85 - 94 | | | | | | |
| 1.3 N / 1.3 S / 1.4 i / 1.4 S / 1.6 / 1.6 i * | | | 554 400 053 552 401 052 | | | 544 402 044 | 541 400 036 |
| 1.6 D / 1.7 D * | | | 561 400 060 | | | 560 409 054 | 553 401 050 |
| BRAVA Pickup (TF0, TF1) | 88 - 02 | | | | | | |
| 2.2 D (45 kW) | | | | | 595 405 083 | | |
| 2.2 D 4x4 / 2.2 D (39 kW) / 2.5 D 4x4 / 2.5 D | | | 600 402 083 | | | 595 402 080 | 590 122 072 |
| 2.3 4x4 / 2.3 * | | | 554 400 053 552 401 052 | | | 544 402 044 | 541 400 036 |
| 2.5 DTI / 2.5 TD 4x4 / 2.5 TD / 3.1 D | | | 574 402 075 | | | 572 409 068 | |
| 2.5 DTI 4x4 | | | 600 402 083 | | | 595 402 080 | |
| CALIBRA (C89) | 90 - 97 | | | | | | |
| 2.0 i / 2.0 i 16V / 2.0 i 16V 4x4 / 2.0 i 4x4 / 2.0 i Turbo 4x4 * | | | 561 400 060 | | | 560 409 054 | 553 401 050 |
| 2.5 i V6 | | | 561 400 060 | | | 572 409 068 560 409 054 | |
| CARLTON Mk II Saloon | 78 - 86 | | | | | | |
| 1.8 S / 2.0 i / 2.0 S / 2.2 i * | | | 561 400 060 | | | 560 409 054 | 553 401 050 |
| 2.3 D | | | 574 402 075 | | | 572 409 068 | 570 144 064 |
| CARLTON Mk II Estate | 77 - 86 | | | | | | |
| 1.8 S * | | | 561 400 060 | | | 560 409 054 | 541 400 036 |
| 2.0 / 2.0 S / 2.2 i * | | | 561 400 060 | | | 560 409 054 | 553 401 050 |
| 2.3 D | | | 574 402 075 | | | 572 409 068 | 570 144 064 |
| CARLTON Mk III Saloon (V87) | 86 - 94 | | | | | | |
| 1.8 / 1.8 i / 1.8 N / 1.8 S / 2.0 / 2.0 i * | | | 561 400 060 | | | 560 409 054 | 553 401 050 |
| 2.2 TD / 2.3 D / 2.3 TD Interc. / 2.4 i / 2.6 i / 3000 / 3000 24V / 3000 Cat / 3.0 3000 / 3.0 3000 24V / 3.6 24V Lotus | | | 574 402 075 | | | 572 409 068 | 570 144 064 |



























 FOR CARS WITH START/STOP (MUST REPLACE AGM WITH AGM, EFB WITH EFB)
 * PLEASE CHECK AS MORE THAN ONE DIFFERENT SIZE BATTERIES CAN BE FITTED DEPENDING ON: - ELECTRICAL OPTIONS
 - CLIMATE REGION
 - BUILD OE

|   |  | SILVER dynamic | | | BLUE dynamic | | BLACK dynamic |
|---|---|----------------------------|----------------------------|-----|--------------|-------------|---------------|
| | | AGM | SLI | Aux | EFB | SLI | SLI |
| VAUXHALL | | | | | | | |
| CARLTON Mk III Estate (V87) | 86 - 94 | | | | | | |
| 1.8 / 1.8 i / 1.8 N / 1.8 S / 2.0 / 2.0 i * | | | 561 400 060 | | | 560 409 054 | 553 401 050 |
| 2.2 TD / 2.3 D / 2.3 TD Interc. / 2.4 i / 2.6 i / 3.0 / 3.0 24V | | | 574 402 075 | | | 572 409 068 | 570 144 064 |
| CASCADA Convertible (W13) | 13 → | | | | | | |
| 1.4 / 1.6 / 2.0 CDTI *  | | 580 901 080 570 901 076 | | | | | |
| CAVALIER CC | 75 - 81 | | | | | | |
| 1.3 / 1600 / 2000 * | | | 554 400 053 552 401 052 | | | 544 402 044 | 541 400 036 |
| CAVALIER Saloon | 75 - 81 | | | | | | |
| 1.3 / 1.6 / 2.0 * | | | 554 400 053 552 401 052 | | | 544 402 044 | 541 400 036 |
| CAVALIER | 75 - 81 | | | | | | |
| 1300 / 1.6 N / 1.6 S / 2.0 S * | | | 554 400 053 552 401 052 | | | 544 402 044 | 541 400 036 |
| CAVALIER Coupe | 75 - 81 | | | | | | |
| 2.0 S * | | | 554 400 053 552 401 052 | | | 544 402 044 | 541 400 036 |
| CAVALIER Mk II Hatchback (J82) | 81 - 88 | | | | | | |
| 1.3 / 1.3 S / 1.6 S / 1.8 i / 2000i / 2.0 i Cat / 2.0 SRi 130 * | | | 554 400 053 552 401 052 | | | 544 402 044 | 541 400 036 |
| 1600D * | | | 554 400 053 552 401 052 | | | 560 409 054 | 541 400 036 |
| CAVALIER Mk II Saloon (J82) | 81 - 88 | | | | | | |
| 1.3 N / 1.3 S / 1.6 i / 1.6 i Cat / 1.6 N / 1.6 S / 1.8 / 1.8 i / 1.8 i Cat / 2000i / 2.0 i / 2.0 i Cat / 2.0 SRi 130 * | | | 554 400 053 552 401 052 | | | 544 402 044 | 541 400 036 |
| 1.6 D * | | | 554 400 053 552 401 052 | | | 560 409 054 | 541 400 036 |
| CAVALIER Mk II Estate (J82) | 81 - 88 | | | | | | |
| 1.3 S / 1.6 / 1.8 i * | | | 554 400 053 552 401 052 | | | 544 402 044 | 541 400 036 |
| 1.6 D | | | 561 400 060 | | | 560 409 054 | |
| CAVALIER Mk II Convertible (J82) | 84 - 88 | | | | | | |
| 1800i * | | | 554 400 053 552 401 052 | | | 544 402 044 | 541 400 036 |
| CAVALIER Mk III Hatchback (J89) | 88 - 95 | | | | | | |
| 1.4 S / 1.6 / 1.6 i / 1.8 / 1.8 i Cat * | | | 554 400 053 552 401 052 | | | 544 402 044 | 541 400 036 |
| 1.7 D / 1.7 TD | | | 574 402 075 | | | 572 409 068 | 570 144 064 |
| 2.0 i / 2.0 i 16V / 2.0 i 16V 4x4 / 2.0 i 4x4 / 2.0 i Cat / 2.0 SRi / 2.5 V6 * | | | 561 400 060 | | | 560 409 054 | 553 401 050 |
| CAVALIER Mk III Saloon (J89) | 88 - 95 | | | | | | |
| 1.4 S / 1.6 / 1.6 i / 1.8 / 1.8 i Cat * | | | 554 400 053 552 401 052 | | | 544 402 044 | 541 400 036 |
| 1.7 D / 1.7 TD | | | 574 402 075 | | | 572 409 068 | 570 144 064 |
| 2.0 i / 2.0 i 16V / 2.0 i 16V 4x4 / 2.0 i 4x4 / 2.0 i Cat / 2.0 i Turbo 4x4 / 2.0 SRi / 2.0 SRi 16V / 2.5 V6 * | | | 561 400 060 | | | 560 409 054 | 553 401 050 |
| CHEVETTE Saloon | 74 - 85 | | | | | | |
| 1300 * | | | 554 400 053 552 401 052 | | | 544 402 044 | 541 400 036 |
| CHEVETTE Hatchback | 75 - 85 | | | | | | |
| 1300 * | | | 554 400 053 552 401 052 | | | 544 402 044 | 541 400 036 |
| CHEVETTE Estate | 75 - 85 | | | | | | |
| 1.2 / 1300 * | | | 554 400 053 552 401 052 | | | 544 402 044 | 541 400 036 |
| COMBO Mk I (B) (S93) | 94 - 01 | | | | | | |
| 1.2 / 1.4 * | | | 554 400 053 552 401 052 | | | 544 402 044 | |
| 1.7 D | | | 574 402 075 | | | 572 409 068 | |
| COMBO TOUR Mk II (C) (F25) | 01 - 12 | | | | | | |
| 1.3 CDTI 16V / 1.4 | | | 561 400 060 | | | 560 409 054 | |
| 1.6 / 1.6 CNG * | | | 554 400 053 552 401 052 | | | 544 402 044 | |
| 1.7 CDTI 16V / 1.7 DI 16V / 1.7 DTI 16V | | | 574 402 075 | | 565 500 065 | 572 409 068 | |
| COMBO Mk II (C) Box Body / Estate (F25) | 01 - 12 | | | | | | |
| 1.3 CDTI 16V / 1.4 i 16V / 1.6 / 1.6 CNG 16V / 1.7 CDTI 16V | | | 561 400 060 | | | 560 409 054 | |
| 1.4 16V * | | | 554 400 053 552 401 052 | | | 544 402 044 | |
| 1.7 DI 16V / 1.7 DTI 16V | | | 574 402 075 | | | 572 409 068 | |
| COMBO Mk III (D) Box Body / Estate (X12) | 11 → | | | | | | |
| 1.3 CDTi (66 kW) / 1.4 / 1.4 CNG / 1.6 CDTi (74 kW) *  | | | 561 400 060 | | 565 500 065 | 560 409 054 | |
| 1.3 CDTi (70 kW) *  | | 570 901 076 | 574 402 075 | | | 572 409 068 | |

 FOR CARS WITH START/STOP (MUST REPLACE AGM WITH AGM, EFB WITH EFB)
 * PLEASE CHECK AS MORE THAN ONE DIFFERENT SIZE BATTERIES CAN BE FITTED DEPENDING ON:
 - ELECTRICAL OPTIONS
 - CLIMATE REGION
 - BUILD OE

V






























VAUXHALL


|   |  | SILVER dynamic | | | BLUE dynamic | | BLACK dynamic |
|---|---|----------------------------|----------------------------|-----|--------------|-------------|---------------|
| | | AGM | SLI | Aux | EFB | SLI | SLI |
| VAUXHALL | | | | | | | |
| COMBO Mk III (D) Box Body / Estate (X12) | 11 → | | | | | | |
| 1.6 CDTi (66 kW) / 2.0 CDTi  | | | 574 402 075 | | 565 500 065 | 572 409 068 | |
| CORSA Mk I (B) (S93) | 92 - 00 | | | | | | |
| 1.0 i12V / 1.2 i / 1.2 i16V / 1.4 i / 1.4 i16V / 1.4 iS / 1.5 TD * | | | 554 400 053 552 401 052 | | | 544 402 044 | |
| 1.5 D | | | 574 402 075 | | 565 500 065 | 572 409 068 | |
| 1.6 GSI 16V / 1.6 i16V / 1.7 D | | | 561 400 060 | | | 560 409 054 | |
| CORSAVAN Mk I (B) (S93) | 94 - 00 | | | | | | |
| 1.4 i * | | | 554 400 053 552 401 052 | | | 544 402 044 | |
| 1.5 D | | | 554 400 053 | | | 552 400 047 | |
| 1.7 D | | | 574 402 075 | | | 572 409 068 | |
| CORSA Mk II (C) (X01) | 00 - 06 | | | | | | |
| 1.0 12V / 1.2 16V Dualfuel / 1.2 16V / 1.2 Twinport / 1.4 16V / 1.4 Twinport * | | | 554 400 053 552 401 052 | | | 544 402 044 | |
| 1.3 CDTi 16V / 1.7 CDTi 16V / 1.7 DI 16V / 1.7 DTi 16V / 1.8 16V / 1.8 16V | | | 561 400 060 | | | 560 409 054 | |
| CORSAVAN Mk II (C) (X01) | 00 - 06 | | | | | | |
| 1.2 16V Dualfuel / 1.4 * | | | 554 400 053 552 401 052 | | | 544 402 044 | |
| 1.2 16V | | | 561 400 060 | | | 560 409 054 | |
| 1.3 CDTi 16V / 1.7 DI 16V / 1.7 DTi 16V | | | 574 402 075 | | | 572 409 068 | |
| CORSA Mk III (D) (S07) | 06 - 14 | | | | | | |
| 1.0 / 1.0 i12V / 1.2 / 1.2 LPG / 1.4 (64/66 kW) / 1.4 LPG * | | | 554 400 053 552 401 052 | | | 544 402 044 | |
| 1.2 i16V *  | | 570 901 076 560 901 068 | 554 400 053 | | | | |
| 1.3 CDTi (55 kW) / 1.7 CDTi | | | 574 402 075 | | | 572 409 068 | |
| 1.3 CDTi (70 kW) *  | | 560 901 068 | 574 402 075 | | 560 500 064 | 572 409 068 | |
| 1.4 (74 kW) *  | | 570 901 076 560 901 068 | 554 400 053 552 401 052 | | | 544 402 044 | |
| 1.4 (88 kW)  | | 570 901 076 | | | | | |
| 1.6 SRI / 1.6 VXR | | | 561 400 060 | | | 560 409 054 | |
| CORSAVAN Mk III (D) (S07) | 06 → | | | | | | |
| 1.2 (59 kW) * | | | 554 400 053 552 401 052 | | | 544 402 044 | |
| 1.2 (51 kW) *  | | 570 901 076 | 554 400 053 552 401 052 | | | 544 402 044 | |
| 1.3 CDTi (70 kW) *  | | 570 901 076 | 574 402 075 | | | 572 409 068 | |
| 1.3 CDTi (66 kW) | | | 574 402 075 | | | 572 409 068 | |
| CORSA Mk IV (E) (X15) | 14 → | | | | | | |
| 1.0 / 1.4 (110/55 kW) *  | | 560 901 068 | 554 400 053 | | | 552 400 047 | |
| 1.2 * | | | 554 400 053 552 401 052 | | | 544 402 044 | |
| 1.3 CDTi / 1.4 (74/66 kW) / 1.6 VXR *  | | 570 901 076 560 901 068 | | | | | |
| 1.4 LPG  | | 560 901 068 | | | | | |
| CORSAVAN Mk IV (E) (X15) | 14 → | | | | | | |
| 1.2 / 1.3 CDTi  | | 560 901 068 | | | | | |
| 1.4 *  | | 560 901 068 | 554 400 053 | | | 552 400 047 | |
| CROSSLAND X (P17) | 17 → | | | | | | |
| 1.2 / 1.6 Turbo D *  | | 570 901 076 | 563 400 061 | | 570 500 076 | | |
| FRONTERA Mk I (A) Sport (U92) | 92 - 98 | | | | | | |
| 2.0 i / 2.5 TDS / 2.8 TD | | | 577 400 078 | | | 574 012 068 | 570 409 064 |
| FRONTERA Mk I (A) (U92) | 91 - 98 | | | | | | |
| 2.0 / 2.2 i / 2.3 TD / 2.4 i / 2.5 TDS / 2.8 TD | | | 577 400 078 | | | 574 012 068 | 570 409 064 |
| FRONTERA Mk II (B) (U99) | 98 - 04 | | | | | | |
| 2.2 DTi / 3.2 i | | | 577 400 078 | | | 574 012 068 | |
| 2.2 i | | | 561 400 060 | | | 560 409 054 | |
| INSIGNIA Mk I (A) Hatchback (G09) | 08 - 17 | | | | | | |
| 1.4 / 1.6 Turbo (125 kW)  | | 570 901 076 | | | | | |
| 1.4 LPG | | 570 901 076 | | | 570 500 076 | | |
| 1.6 CDTi *  | | 580 901 080 | 585 400 080 | | | 574 012 068 | |
| 1.6 Turbo (132 kW) / 1.8 | | | 561 400 060 | | | 560 409 054 | |
| 2.0 Biturbo CDTi 4x4 / 2.0 Biturbo CDTi / 2.0 CDTi (103/120 kW) *  | | 580 901 080 | 585 200 080 | | 580 500 080 | 580 406 074 | 588 403 074 |
| 2.0 CDTi 4x4 (140 kW) / 2.0 CDTi (88/140 kW) / 2.0 Turbo (162 kW) *  | | 580 901 080 | 574 402 075 | | | 572 409 068 | |
| 2.0 CDTi 4x4 (120 kW)  | | 580 901 080 | 585 400 080 | | 580 500 080 | 580 400 074 | |
| 2.0 CDTi 4x4 (118 kW) / 2.0 CDTi (118 kW) *  | | 580 901 080 | 585 200 080 | | | 580 406 074 | 588 403 074 |
| 2.0 CDTi 4x4 (125 kW)  | | 580 901 080 | | | | | |
| 2.0 CDTi (125 kW)  | | 580 901 080 | | | 580 500 080 | | |



 FOR CARS WITH START/STOP (MUST REPLACE AGM WITH AGM, EFB WITH EFB)








* PLEASE CHECK AS MORE THAN ONE DIFFERENT SIZE BATTERIES CAN BE FITTED DEPENDING ON: - ELECTRICAL OPTIONS
- CLIMATE REGION
- BUILD OE

|   |  | SILVER dynamic | | | BLUE dynamic | | BLACK dynamic |
|---|---|----------------------------|----------------------------|-----|----------------------------|-------------|---------------|
| | | AGM | SLI | Aux | EFB | SLI | SLI |
| VAUXHALL | | | | | | | |
| INSIGNIA Mk I (A) Hatchback (G09) | 08 - 17 | | | | | | |
| 2.0 Turbo 4x4 / 2.8 V6 Turbo 4x4 / 2.8 VXR | | | 574 402 075 | | | 572 409 068 | |
| 2.0 Turbo (184 kW) *  | | 570 901 076 | 574 402 075 | | | 572 409 068 | |
| INSIGNIA Mk I (A) Saloon (G09) | 08 - 17 | | | | | | |
| 1.4  | | 570 901 076 | | | | | |
| 1.4 LPG / 1.6 Turbo (125 kW) | | 570 901 076 | | | 570 500 076 | | |
| 1.6 Turbo (132 kW) / 1.8 | | | 561 400 060 | | | 560 409 054 | |
| 2.0 Biturbo CDTI 4x4 / 2.0 Biturbo CDTI  | | 580 901 080 | | | 580 500 080 575 500 073 | | |
| 2.0 CDTI 4x4 (140 kW) / 2.0 CDTI (140 kW)  | | 580 901 080 | | | | | |
| 2.0 CDTI 4x4 (120 kW)  | | 580 901 080 | 585 400 080 | | 580 500 080 | 580 400 074 | |
| 2.0 CDTI 4x4 (118 kW) *  | | 580 901 080 | 585 200 080 | | | 580 406 074 | 588 403 074 |
| 2.0 CDTI (120 kW) *  | | 580 901 080 | 585 200 080 | | 580 500 080 | 580 406 074 | 588 403 074 |
| 2.0 CDTI (103 kW) | | 580 901 080 | | | 580 500 080 | | |
| 2.0 CDTI (81 kW) *  | | 595 901 085 580 901 080 | 585 200 080 | | | 580 406 074 | 588 403 074 |
| 2.0 Turbo 4x4 / 2.0 Turbo (184 kW) / 2.8 VXR | | | 574 402 075 | | | 572 409 068 | |
| 2.0 Turbo (162 kW) *  | | 570 901 076 | 574 402 075 | | | 572 409 068 | |
| 2.8 V6 Turbo 4x4 | | 570 901 076 | 577 400 078 | | | 574 012 068 | |
| INSIGNIA Mk I (A) Sports Tourer (G09) | 08 - 17 | | | | | | |
| 1.4 / 1.6 Turbo (125 kW) / 2.0 Turbo (184 kW)  | | 570 901 076 | | | | | |
| 1.4 LPG | | 570 901 076 | | | 570 500 076 | | |
| 1.6 CDTI *  | | 580 901 080 | 585 400 080 | | | 574 012 068 | |
| 1.6 Turbo (132 kW) / 1.8 | | | 561 400 060 | | | 560 409 054 | |
| 2.0 Biturbo CDTI / 2.0 Biturbo CDTI 4x4 / 2.0 CDTI (125 kW) / 2.0 CDTI 4x4 (125 kW)  | | 580 901 080 | | | 580 500 080 | | |
| 2.0 CDTI (103 kW) / 2.0 CDTI 4x4 (140 kW)  | | 580 901 080 | | | | | |
| 2.0 CDTI (81 kW) *  | | 580 901 080 | 585 200 080 | | 580 500 080 | 580 406 074 | 588 403 074 |
| 2.0 CDTI (96 kW) / 2.0 CDTI 4x4 (120/118 kW) *  | | 595 901 085 580 901 080 | 585 200 080 | | | 580 406 074 | 588 403 074 |
| 2.0 CDTI (88 kW) *  | | 580 901 080 | 574 402 075 | | | 572 409 068 | |
| 2.0 Turbo (162 kW) *  | | 570 901 076 | 574 402 075 | | | 572 409 068 | |
| 2.0 Turbo 4x4 / 2.8 V6 Turbo / 2.8 VXR | | | 574 402 075 | | | 572 409 068 | |
| INSIGNIA Mk II (B) Hatchback (Z18) | 17 → | | | | | | |
| 1.5 / 1.6 D / 2.0 4x4 / 2.0 D *  | | 580 901 080 | | | 570 500 076 | | |
| INSIGNIA Mk II (B) Sports Tourer (Z18) | 17 → | | | | | | |
| 1.5 / 2.0 4x4 / 2.0 D *  | | 580 901 080 | | | 570 500 076 | | |
| MAGNUM Saloon | 73 - 81 | | | | | | |
| 1.8 / 2.3 | | | | | | | 545 079 030 |
| MAGNUM Estate | 73 - 81 | | | | | | |
| 1.8 / 2.3 | | | | | | | 545 079 030 |
| MERIVA Mk I (A) (X03) | 03 - 10 | | | | | | |
| 1.3 CDTI / 1.7 CDTi / 1.7 DTI | | | 574 402 075 | | | 572 409 068 | |
| 1.4 16V Twinport / 1.6 i / 1.6 i 16V / 1.6 i 16V Twinport / 1.6 Turbo / 1.8 i 16V | | | 561 400 060 | | | 560 409 054 | |
| MERIVA Mk II (B) (S10) | 10 → | | | | | | |
| 1.3 CDTi / 1.3 CDTi *  | | 560 901 068 | 561 400 060 | | 560 500 064 | 560 409 054 | |
| 1.4 *  | | 570 901 076 | 561 400 060 | | | 560 409 054 | |
| 1.4 LPG | | | 561 400 060 | | | 560 409 054 | |
| 1.6 CDTi (100 kW) *  | | 570 901 076 | 574 402 075 | | | 572 409 068 | |
| 1.6 CDTi (81 kW) / 1.6 CDTi  | | 570 901 076 | | | | | |
| 1.7 CDTi / 1.7 CDTi | | | 574 402 075 | | | 572 409 068 | |
| MIDI Bus (MID) | 84 - 88 | | | | | | |
| 1.8 * | | | 554 400 053 552 401 052 | | | 544 402 044 | 541 400 036 |
| 2.0 TD | | | | | | 570 413 063 | |
| MIDI II Bus (MID) | 88 - 97 | | | | | | |
| 2.0 * | | | 554 400 053 552 401 052 | | | 544 402 044 | 541 400 036 |
| 2.0 TD / 2.2 D / 2.2 D 4WD / 2.4 TD | | | | | | 570 413 063 | |
| MOKKA / MOKKA X (J13) | 12 → | | | | | | |
| 1.4 / 1.4 4x4 / 1.6 / 1.6 CDTi / 1.6 CDTi / 1.7 CDTi 4x4  | | 570 901 076 | | | | | |
| 1.6 CDTi 4x4  | | 570 901 076 | | | 570 500 076 | | |
| 1.7 CDTi  | | 570 901 076 | 577 400 078 | | | 574 012 068 | |
| MONARO (VY, VZ) | 04 - 07 | | | | | | |
| 5.7 / 6.0 | | 570 901 076 | 577 400 078 | | | 574 012 068 | |
| MONTEREY (M92) | 91 - 98 | | | | | | |
| 3.1 TD / 3.2 | | | | | | 570 412 063 | |

 FOR CARS WITH START/STOP (MUST REPLACE AGM WITH AGM, EFB WITH EFB)
 * PLEASE CHECK AS MORE THAN ONE DIFFERENT SIZE BATTERIES CAN BE FITTED DEPENDING ON: - ELECTRICAL OPTIONS
 - CLIMATE REGION
 - BUILD OE

V




VAUXHALL

|   |  | SILVER dynamic | | | BLUE dynamic | | BLACK dynamic |
|---|---|----------------|----------------------------|-----|--------------|-------------|---------------|
| | | AGM | SLI | Aux | EFB | SLI | SLI |
| VAUXHALL | | | | | | | |
| MONTEREY Mk II (M98) | 98 - 99 | | | | | | |
| 3.0 DTI / 3.5 V6 24V | | | | | | 570 413 063 | |
| MOVANO Mk I (A) Combi (X70) | 98 - 10 | | | | | | |
| 1.9 DTI / 2.2 DTI / 2.5 CDTi / 2.5 D / 2.5 DTI / 2.8 DTI / 3.0 DTi | | 595 901 085 | 600 402 083 | | | 595 402 080 | |
| MOVANO Mk I (A) Van (X70) | 98 - 10 | | | | | | |
| 1.9 DTI / 2.2 DTI / 2.5 CDTi / 2.5 D / 2.5 DTI / 2.8 TDI / 3.0 DTi | | 595 901 085 | 600 402 083 | | | 595 402 080 | |
| MOVANO Mk I (A) Chassis/Cab (X70) | 98 - 10 | | | | | | |
| 2.2 DTI / 2.5 CDTi / 2.5 DTI / 2.5 D / 2.8 DTI / 3.0 DTi | | 595 901 085 | 600 402 083 | | | 595 402 080 | |
| MOVANO Mk II (B) Combi (X62) | 10 → | | | | | | |
| 2.3 CDTi FWD (110 kW) | | 595 901 085 | 600 402 083 | | | 595 402 080 | |
| 2.3 CDTi FWD (96 kW) / 2.3 CDTi RWD * | | | 610 402 092 600 402 083 | | | | |
| 2.3 CDTi FWD (81 kW)  | | 605 901 095 | 610 402 092 600 402 083 | | | | |
| MOVANO Mk II (B) VAN (X62) | 10 → | | | | | | |
| 2.3 CDTi FWD (110 kW) / 2.3 CDTi RWD (110 kW) | | 595 901 085 | 600 402 083 | | | 595 402 080 | |
| 2.3 CDTi FWD (100 kW)  | | 595 901 085 | | | | | |
| 2.3 CDTi FWD (120 kW) / 2.3 CDTi RWD (120 kW)  | | 605 901 095 | 610 402 092 600 402 083 | | | | |
| 2.3 CDTi FWD (96 kW) / 2.3 CDTi RWD (96 kW) * | | | 610 402 092 600 402 083 | | | | |
| MOVANO Mk II (B) Chassis/Cab (X62) | 10 → | | | | | | |
| 2.3 CDTi FWD (110 kW) / 2.3 CDTi RWD (110 kW) | | 595 901 085 | 600 402 083 | | | 595 402 080 | |
| 2.3 CDTi FWD (81 kW) / 2.3 CDTi RWD (120/100 kW)  | | 605 901 095 | 610 402 092 600 402 083 | | | | |
| 2.3 CDTi FWD (96 kW) / 2.3 CDTi RWD (96 kW) * | | | 610 402 092 600 402 083 | | | | |
| NOVA Saloon (S83) | 82 - 93 | | | | | | |
| 1.0 / 1.2 N / 1.2 S / 1.3 i / 1.3 S / 1.4 / 1.4 S * | | | 554 400 053 552 401 052 | | | 544 402 044 | 541 400 036 |
| 1.5 D / 1.5 TD | | | 574 402 075 | | | 572 409 068 | 570 144 064 |
| NOVA Hatchback (S83) | 83 - 93 | | | | | | |
| 1.0 / 1.2 / 1.2 i / 1.2 N / 1.2 S / 1.3 i / 1.3 i Cat / 1.3 S / 1.4 i / 1.4 i S / 1.4 S / 1.6 * | | | 554 400 053 552 401 052 | | | 544 402 044 | 541 400 036 |
| 1.5 D / 1.5 TD | | | 574 402 075 | | | 572 409 068 | 570 144 064 |
| 1.6 GSI / 1.6 GSI Cat * | | | 561 400 060 | | | 560 409 054 | 553 401 050 |
| NOVAVAN (S83) | 90 - 94 | | | | | | |
| 1.2 / 1.4 * | | | 554 400 053 552 401 052 | | | 544 402 044 | 541 400 036 |
| 1.5 D | | | 574 402 075 | | | 572 409 068 | 570 144 064 |
| OMEGA (B) Saloon (V94) | 93 - 03 | | | | | | |
| 2.0 | | | 574 402 075 | | | 572 409 068 | 570 144 064 |
| 2.0 16V / 2.0 DTI 16V / 2.2 DTI 16V / 2.5 DTI 24V / 2.5 V6 / 2.6 V6 / 3.2 V6 | | | 574 402 075 | | | 572 409 068 | |
| 2.2 16V / 3.0 V6 | | | 561 400 060 | | | 560 409 054 | |
| 2.5 TD | | | 585 200 080 | | | 580 406 074 | |
| OMEGA (B) Estate (V94) | 93 - 03 | | | | | | |
| 2.0 | | | 574 402 075 | | | 572 409 068 | 570 144 064 |
| 2.0 16V / 2.2 16V / 3.0 V6 | | | 561 400 060 | | | 560 409 054 | |
| 2.0 DTI 16V / 2.2 DTI 16V / 2.5 DTI 24V / 2.5 V6 / 2.6 V6 / 3.2 V6 | | | 574 402 075 | | | 572 409 068 | |
| 2.5 TD | | | 585 200 080 | | | 580 406 074 | |
| RASCAL Bus (RAS) | 86 - 93 | | | | | | |
| 1.0 | | | | | | 545 158 033 | |
| RASCAL Pickup (RAS) | 86 - 93 | | | | | | |
| 1.0 | | | | | | 570 413 063 | |
| ROYALE | 78 - 87 | | | | | | |
| 2.0 E | | | | | | | 553 401 050 |
| 2.2 E * | | | 561 400 060 | | | 560 409 054 | 553 401 050 |
| 2.2 TD / 2.5 E / 2.8 / 2.9 / 2.9 E / 3.0 | | | 574 402 075 | | | 572 409 068 | 570 144 064 |
| ROYALE Coupe | 78 - 86 | | | | | | |
| 2.8 / 2.9 / 3.0 | | | 574 402 075 | | | 572 409 068 | 570 144 064 |
| SENATOR | 78 - 87 | | | | | | |
| 2.0 E / 2.2 E / 2.5 i / 2.8 / 3.0 | | | 563 400 061 | | | 560 408 054 | 556 400 048 |
| 2.2 TD / 3.0 i | | | 574 402 075 | | | 572 409 068 | 570 144 064 |
| SENATOR Mk II (B) (V88) | 87 - 93 | | | | | | |
| 2.5 i / 2.6 i / 3.0 / 3.0 24V / 3.0 i Cat | | | 574 402 075 | | | 572 409 068 | 570 144 064 |
| SIGNUM (Z03) | 03 - 08 | | | | | | |
| 1.8 / 1.9 CDTi / 1.9 CDTi 16V / 1.9 Turbo / 2.0 DTI / 2.0 i Turbo / 2.2 DTI / 2.2 i / 2.8 V6 Turbo / 3.0 CDTi / 3.0 V6 CDTi / 3.2 V6 | | | 574 402 075 | | | 572 409 068 | |



 FOR CARS WITH START/STOP (MUST REPLACE AGM WITH AGM, EFB WITH EFB)


















* PLEASE CHECK AS MORE THAN ONE DIFFERENT SIZE BATTERIES CAN BE FITTED DEPENDING ON: - ELECTRICAL OPTIONS
- CLIMATE REGION
- BUILD OE

|   |  | SILVER dynamic | | | BLUE dynamic | | BLACK dynamic |
|---|---|----------------|----------------------------|-----|--------------|----------------------------|---------------|
| | | AGM | SLI | Aux | EFB | SLI | SLI |
| VAUXHALL | | | | | | | |
| SINTRA (APV) | 96 - 99 | | | | | | |
| 2.2 DTI | | | 574 402 075 | | | 572 409 068 | |
| 2.2 i 16V / 3.0 i 24V * | | | 561 400 060 | | | 560 409 054 | 553 401 050 |
| SPEEDSTER (E01) | 01 - 06 | | | | | | |
| 2.2 | | | 561 400 060 | | | 560 409 054 | |
| TIGRA Mk I (S93) | 94 - 00 | | | | | | |
| 1.4 16V / 1.6 16V * | | | 554 400 053 552 401 052 | | | 544 402 044 | |
| TIGRA TwinTop (X04) | 04 - 09 | | | | | | |
| 1.3 CDTI | | | 561 400 060 | | | 560 409 054 | |
| 1.4 / 1.8 * | | | 554 400 053 552 401 052 | | | 544 402 044 | |
| VECTRA (B) Saloon (J96) | 95 - 02 | | | | | | |
| 1.6 i 16V / 1.6 i / 1.8 i 16V / 2.0 i 16V / 2.2 i 16V / 2.6 i V6 | | | 561 400 060 | | | 560 409 054 | |
| 1.7 TD | | | 574 402 075 | | | 572 409 068 | 570 144 064 |
| 2.0 DI 16V / 2.0 DTI 16V / 2.2 DTI 16V / 2.5 i GSi | | | 574 402 075 | | | 572 409 068 | |
| 2.5 i V6 | | | 561 400 060 | | | 572 409 068 560 409 054 | |
| VECTRA (B) Hatchback (J96) | 95 - 03 | | | | | | |
| 1.6 i 16V / 1.6 i / 1.8 i 16V / 2.0 i 16V / 2.2 i 16V / 2.6 i V6 | | | 561 400 060 | | | 560 409 054 | |
| 1.7 TD | | | 574 402 075 | | | 572 409 068 | 570 144 064 |
| 2.0 Di 16V / 2.0 DTi 16V / 2.2 DTI 16V | | | 574 402 075 | | | 572 409 068 | |
| 2.5 i GSi / 2.5 i V6 | | | 561 400 060 | | | 572 409 068 560 409 054 | |
| VECTRA (B) Estate (J96) | 95 - 02 | | | | | | |
| 1.8 i 16V / 2.0 i 16V / 2.2 i 16V | | | 561 400 060 | | | 560 409 054 | |
| 2.0 DI 16V / 2.0 DTI 16V / 2.2 DTI 16V / 2.5 i V6 / 2.6 i V6 | | | 574 402 075 | | | 572 409 068 | |
| 2.5 i GSi | | | 561 400 060 | | | 572 409 068 560 409 054 | |
| VECTRA Mk II (C) GTS (Z02) | 02 - 08 | | | | | | |
| 1.8 / 1.8 16V / 1.8 16V Dualfuel / 2.2 16V / 2.2 direct | | | 561 400 060 | | | 560 409 054 | |
| 1.9 CDTI / 1.9 CDTI 16V / 3.0 CDTi / 3.0 V6 CDTI | | | 585 200 080 | | | 580 406 074 | |
| 2.0 16V Turbo | | | 563 400 061 | | | 560 408 054 | |
| 2.0 DTI 16V / 2.2 DTI 16V / 2.8 V6 Turbo | | | 574 402 075 | | | 572 409 068 | |
| 3.2 V6 | | | 577 400 078 | | | 574 012 068 | |
| VECTRA Mk II (C) (Z02) | 00 - 08 | | | | | | |
| 1.8 / 1.8 16V / 1.8 16V Dualfuel / 2.0 16V Turbo / 2.2 16V / 2.2 direct | | | 561 400 060 | | | 560 409 054 | |
| 1.9 CDTI / 1.9 CDTI 16V | | | 585 200 080 | | | 580 406 074 | |
| 2.0 DTI 16V / 2.2 DTI 16V | | | 574 402 075 | | | 572 409 068 | |
| 3.0 CDTi / 3.0 V6 CDTI | | 570 901 076 | 577 400 078 | | | 574 012 068 | |
| 3.2 V6 | | 570 901 076 | 577 400 078 | | | | 570 409 064 |
| VECTRA Mk II (C) Estate (Z02) | 03 - 09 | | | | | | |
| 1.8 / 1.8 16V | | | 561 400 060 | | | 560 409 054 | |
| 1.9 CDTI / 1.9 CDTI 16V / 3.0 CDTi / 3.0 V6 CDTI | | | 585 200 080 | | | 580 406 074 | |
| 2.0 16V Turbo | | | 563 400 061 | | | 560 408 054 | |
| 2.0 DTI 16V / 2.2 direct / 2.2 DTI 16V / 2.8 V6 Turbo | | | 574 402 075 | | | 572 409 068 | |
| 3.2 V6 | | | 577 400 078 | | | 574 012 068 | |
| VICEROY Saloon | 80 - 82 | | | | | | |
| 2500 | | | 574 402 075 | | | 572 409 068 | 570 144 064 |
| VIVA (C16) | 15 → | | | | | | |
| 1.0 | | | | | | 552 400 047 | |
| VIVARO Combi (X83) | 01 - 14 | | | | | | |
| 1.9 DI / 1.9 DTI / 2.0 16V | | | 574 402 075 | | | 572 409 068 | |
| 2.0 CDTI | | | 600 402 083 | | | 595 402 080 | |
| 2.0 ECOTEC | | 570 901 076 | 577 400 078 | | | 574 012 068 | |
| 2.5 CDTI / 2.5 DTI | | 595 901 085 | 600 402 083 | | | 595 402 080 | |
| VIVARO Box (X83) | 01 - 14 | | | | | | |
| 1.9 DI | | | 577 400 078 | | | 574 012 068 | |
| 1.9 DTI | | | 574 402 075 | | | 572 409 068 | |
| 2.0 16V / 2.0 ECOTEC | | | 585 200 080 | | | 580 406 074 | |
| 2.0 CDTI / 2.5 CDTI / 2.5 DTI | | 595 901 085 | 600 402 083 | | | 595 402 080 | |
| VIVARO Platform/Chassis (X83) | 03 - 14 | | | | | | |
| 1.9 DI | | 570 901 076 | 577 400 078 | | | 574 012 068 | |
| 2.0 16V / 2.0 ECOTEC | | | 585 200 080 | | | 580 406 074 | |
| 2.0 CDTI / 2.5 CDTI | | 595 901 085 | 600 402 083 | | | 595 402 080 | |
| VIVARO Combi (X82) | 14 → | | | | | | |
| 1.6 CDTi (66 kW) * ⚠ | | 570 901 076 | 574 402 075 | | | 572 409 068 | |
| 1.6 CDTi (103 kW) * ⚠ | | 580 901 080 | 585 200 080 577 400 078 | | 570 500 076 | | |

V

⚠ FOR CARS WITH START/STOP (MUST REPLACE AGM WITH AGM, EFB WITH EFB)
 * PLEASE CHECK AS MORE THAN ONE DIFFERENT SIZE BATTERIES CAN BE FITTED DEPENDING ON:
 - ELECTRICAL OPTIONS
 - CLIMATE REGION
 - BUILD OE




















VAUXHALL > VOLVO


|   |  | SILVER dynamic | | | BLUE dynamic | | BLACK dynamic |
|---|---|----------------------------|----------------------------|-------------|--------------|----------------------------|---------------|
| | | AGM | SLI | Aux | EFB | SLI | SLI |
| VAUXHALL | | | | | | | |
| VIVARO Box (X82) | 14 → | | | | | | |
| 1.6 CDTi (103 kW) *  | | 570 901 076 | 574 402 075 | | | 572 409 068 | |
| 1.6 CDTi (66 kW) *  | | 580 901 080 570 901 076 | 574 402 075 | | | 572 409 068 | |
| 1.6 CDTi (92 kW) *  | | 580 901 080 | 577 400 078 | | 570 500 076 | | |
| VIVARO Platform/Chassis (X82) | 14 → | | | | | | |
| 1.6 CDTi (85 kW) *  | | 570 901 076 | 574 402 075 | | | 572 409 068 | |
| 1.6 CDTi (88 kW) *  | | 580 901 080 | 585 200 080 577 400 078 | | | | |
| 1.6 CDTi / 1.6 CDTi (107 kW) *  | | 580 901 080 | 577 400 078 | | 570 500 076 | | |
| VX220 Convertible (E01) | 00 - 05 | | | | | | |
| 2.0 iTurbo / 2.2 i | | | 561 400 060 | | | 560 409 054 | |
| VXR8 Saloon (E) | 07 → | | | | | | |
| 6.0 / 6.2 | | | 574 402 075 | | | 572 409 068 | |
| 6.2 Bathurst S / 6.2 GTS / 6.2 LS3 V8 | | | 561 400 060 | | | 560 409 054 | |
| VXR8 Estate (E) | 08 → | | | | | | |
| 6.2 | | | 574 402 075 | | | 572 409 068 | |
| VXR8 MALOO (E) | 08 → | | | | | | |
| 6.2 | | | 574 402 075 | | | 572 409 068 | |
| ZAFIRA Mk I (A) (T98) | 98 - 05 | | | | | | |
| 1.6 16V / 1.6 CNG / 1.8 16V / 1.8 Dualfuel / 2.0 / 2.0 GSI Turbo / 2.2 16V | | | 561 400 060 | | | 560 409 054 | |
| 1.6 Dualfuel / 2.0 DI 16V / 2.0 DTI 16V / 2.2 D | | | 574 402 075 | | | 572 409 068 | |
| ZAFIRA Mk II (B) (A05) | 05 - 14 | | | | | | |
| 1.6 / 1.6 CNG / 1.6 CNG Turbo / 1.8 / 2.0 (147 kW) / 2.2 | | | 561 400 060 | | | 560 409 054 | |
| 1.7 CDTi | | | 563 400 061 | | | 560 408 054 | |
| 1.9 CDTi / 2.0 (176 kW) | | | 574 402 075 | | | 572 409 068 | |
| ZAFIRA Mk III (P12) | 11 → | | | | | | |
| 1.4 (88 kW) / 1.4 LPG / 1.6 CNG / 1.8 | | | 561 400 060 | | | 560 409 054 | |
| 1.4 (103 kW) / 1.6 CDTi (100 kW) / 2.0 CDTi (125 kW) *  | | 580 901 080 570 901 076 | | | | | |
| 1.6 CDTi (99 kW)  | | 570 901 076 | | | | | |
| 1.6 SIDI / 1.6 Turbo  | | 570 901 076 | | | 570 500 076 | | |
| 2.0 BiTurbo CDTi  | | 580 901 080 | | | | | |
| 2.0 CDTi (81 kW) *  | | 580 901 080 | 574 402 075 | | | 572 409 068 | |
| 2.0 CDTi (121 kW) *  | | 580 901 080 | 574 402 075 | | | 572 409 068 | |
| 570 901 076 | | | | | | | |
| VOLVO | | | | | | | |
| C30 (533) | 06 - 13 | | | | | | |
| 1.6 / 1.8 / 1.8 FlexFuel / 2.0 / 2.0 FlexFuel | | 560 901 068 | 563 400 061 | | | 560 408 054 | |
| 1.6 D / 1.6 D2 *  | | 570 901 076 | 585 200 080 | 509 106 013 | | 580 406 074 | |
| | | 570 901 076 | 585 200 080 | 509 106 013 | | 580 406 074 | |
| 2.0 D / D5 | | | 585 200 080 | | | 580 406 074 | |
| 2.4 i / T5 | | 570 901 076 | 577 400 078 | | | 574 012 068 | |
| D3 / D4 * | | | 585 200 080 | | | 580 406 074 | 588 403 074 |
| Electric (82 kW) | | | 574 402 075 | | | 572 409 068 | |
| Electric (89 kW) | | | 577 400 078 | | | 574 012 068 | |
| C70 I Coupe (872) | 97 - 02 | | | | | | |
| 2.0 / 2.0 T / 2.3 T-5 / 2.4 / 2.4 T | | 560 901 068 | 563 400 061 | | | 560 408 054 | |
| C70 I Convertible (873) | 98 - 05 | | | | | | |
| 2.0 / 2.0 T / 2.3 T5 / 2.4 / 2.4 T | | 560 901 068 | 563 400 061 | | | 560 408 054 | |
| C70 II Convertible (542) | 06 - 13 | | | | | | |
| 2.0 D / 2.4 D / D5 | | | 585 200 080 | | | 580 406 074 | |
| 2.4 / 2.4 i | | | 577 400 078 | | | 580 406 074 574 012 068 | |
| D3 / D4 * | | 580 901 080 | 585 200 080 | | | 580 406 074 | |
| T5 | | | 577 400 078 | | | 574 012 068 | |
| S40 I (644) | 95 - 04 | | | | | | |
| 1.6 / 1.8 / 1.8 i / 1.8 i / 1.9 T4 / 2.0 / 2.0 T / 2.0 T4 | | | 563 400 061 | | | 560 408 054 | |
| 1.9 DI (70 kW) | | | 574 402 075 | | | 572 409 068 | |
| 1.9 DI (75 kW) | | | 577 400 078 | | | 574 012 068 | |
| 1.9 TD | | 570 901 076 | 577 400 078 | | | 574 012 068 | |
| S40 II (544) | 03 - 12 | | | | | | |
| 1.6 / 1.8 / 1.8 / 1.8 FlexFuel / 2.0 / 2.0 F / 2.4 / 2.4 AWD / T5 / T5 AWD | | | 574 402 075 | | | 572 409 068 | |
| 1.6 D * | | | 585 200 080 | 509 106 013 | | 580 406 074 | |
| | | | 585 200 080 | 509 106 013 | | 580 406 074 | |
| 1.6 D2 *  | | 570 901 076 | 585 400 080 | 509 106 013 | | 580 400 074 | |
| | | 570 901 076 | 585 400 080 | 509 106 013 | | 580 400 074 | |



 FOR CARS WITH START/STOP (MUST REPLACE AGM WITH AGM, EFB WITH EFB)




* PLEASE CHECK AS MORE THAN ONE DIFFERENT SIZE BATTERIES CAN BE FITTED DEPENDING ON: - ELECTRICAL OPTIONS
- CLIMATE REGION
- BUILD OE

|   |  | SILVER dynamic | | | BLUE dynamic | | BLACK dynamic |
|--|---|----------------------------|-------------|-------------|--------------|-------------|---------------|
| | | AGM | SLI | Aux | EFB | SLI | SLI |
| VOLVO | | | | | | | |
| S40 II (544) | 03 - 12 | | | | | | |
| 2.0 D / 2.4 D5 | | | 585 200 080 | | | 580 406 074 | |
| D3 / D4 * | | | 585 200 080 | | | 580 406 074 | 588 403 074 |
| S60 I (384) | 00 - 10 | | | | | | |
| 2.0 T / 2.4 (103 kW) / 2.4 Bifuel (103 kW) / 2.4 T / 2.4 T5 / 2.4 T AWD / 2.5 T / 2.5 T AWD / R 2.5 T AWD / R 2.5 T AWD | | | 577 400 078 | | | 574 012 068 | |
| 2.3 T5 / 2.4 (125 kW) / 2.4 Bifuel (103 kW) / T5 | | | 563 400 061 | | | 560 408 054 | |
| 2.4 D / 2.4 D5 | | | 600 402 083 | | | 595 402 080 | |
| S60 II (134) | 10 → | | | | | | |
| 1.5 T2 / 1.5 T3 / 2.0 Polestar AWD / 2.0 T3 / 2.0 T4 / 3.0 T AWD / T5 (225 kW) / T5 AWD (180 kW) / T6 AWD (225 kW) *  | | 570 901 076 | | 509 106 013 | 570 500 076 | | |
| 2.0 D2 / 2.0 D3 / 2.0 D4 / 2.0 D5 / 2.0 T (132 kW) / 2.4 D4 AWD / T5 AWD (187 kW) / T6 *  | | 570 901 076 | | 509 106 013 | | | |
| | | 570 901 076 | | 509 106 013 | | | |
| 2.0 T (149 kW) / T4F / T5 (177/177 kW) / T5 (177/177 kW) / T6 AWD (224 kW) | | | 577 400 078 | | | 574 012 068 | |
| T5 (180 kW) *  | | 580 901 080 570 901 076 | 577 400 078 | 509 106 013 | | 574 012 068 | |
| | | 580 901 080 570 901 076 | 577 400 078 | 509 106 013 | | 574 012 068 | |
| 2.5 T5 / DRIVE / D2 / T3 / T4 *  | | 570 901 076 | 577 400 078 | 509 106 013 | | 574 012 068 | |
| 2.5 T5 AWD  | | 570 901 076 | 577 400 078 | | | 574 012 068 | |
| D3 (120 kW) / D5 (158 kW) *  | | 570 901 076 | 585 400 080 | 509 106 013 | | 580 400 074 | |
| | | 570 901 076 | 585 400 080 | 509 106 013 | | 580 400 074 | |
| D3 (100 kW) / D4 (133 kW) *  | | 580 901 080 570 901 076 | 585 200 080 | 509 106 013 | | 580 406 074 | 588 403 074 |
| | | 580 901 080 570 901 076 | 585 200 080 | 509 106 013 | | 580 406 074 | 588 403 074 |
| D4 (120 kW) *  | | 570 901 076 | 585 200 080 | 509 106 013 | | 580 406 074 | |
| | | 570 901 076 | 585 200 080 | 509 106 013 | | 580 406 074 | |
| D5 (151 kW) / D5 AWD (158/151 kW) * | | | 585 200 080 | | | 580 406 074 | 588 403 074 |
| D5 (169 kW) / D5 AWD (169 kW) *  | | 570 901 076 | 577 400 078 | 509 106 013 | 570 500 076 | 574 012 068 | |
| | | 570 901 076 | 577 400 078 | 509 106 013 | 570 500 076 | 574 012 068 | |
| T6 AWD (242 kW) * | | | 577 400 078 | 509 106 013 | | 574 012 068 | |
| | | | 577 400 078 | 509 106 013 | | 574 012 068 | |
| S70 (874) | 96 - 00 | | | | | | |
| 2.0 (93 kW) / 2.0 Turbo (166 kW) / 2.3 (177 kW) / 2.3 T-5 / 2.3 Turbo / 2.4 / 2.4 AWD (125/103 kW) / 2.4 Bifuel (106 kW) / 2.4 Turbo / 2.5 TDI / 2.5 TDi AWD | | | 577 400 078 | | | 574 012 068 | |
| 2.0 (105 kW) / 2.0 Turbo (155 kW) / 2.3 (195 kW) / 2.3 T5 AWD / 2.4 AWD (121/106 kW) / 2.4 Blu-Fuel / 2.4 T5 AWD * | | 570 901 076 | 563 400 061 | | | 560 408 054 | |
| 2.4 Bifuel (103 kW) | | | 563 400 061 | | | 560 408 054 | |
| S80 I (184) | 98 - 08 | | | | | | |
| 2.0 / 2.0 T / 2.4 / 2.4 Bifuel (103 kW) / 2.4 T / 2.4 T5 AWD / 2.5 T / 2.5 T AWD / 2.8 T6 / 2.9 / 3.0 / 3.0 / 3.0 T6 | | 570 901 076 | 577 400 078 | | | | |
| 2.4 Bifuel (103 kW) * | | 570 901 076 | 563 400 061 | | | 560 408 054 | |
| 2.4 D / 2.4 D5 / 2.5 TDI | | 595 901 085 | 600 402 083 | | | | |
| S80 II (124) | 06 → | | | | | | |
| 1.6 D DRIVE / 1.6 DRIVE / 2.0 Drive-E / 2.5 T (183/187 kW) / D3 *  | | 570 901 076 | | 509 106 013 | | | |
| | | 570 901 076 | | 509 106 013 | | | |
| 2.0 / 2.0 TDi / 2.5 T AWD / 2.5 T AWD / T5 (177 kW) / T6 AWD (224 kW) | | 570 901 076 | 577 400 078 | | | | |
| 2.0 FlexFuel / 2.5 T (147 kW) / 2.5 T FlexFuel | | 560 901 068 | 563 400 061 | | | | |
| 2.0 T / 2.5 T (170 kW) / 3.2 / 3.2 AWD / 4.4 V8 AWD / 4.4 V8 AWD / T6 AWD (210 kW) * | | 570 901 076 | 577 400 078 | 509 106 013 | | | |
| | | 570 901 076 | 577 400 078 | 509 106 013 | | | |
| 2.0 T5  | | 570 901 076 | | | 570 500 076 | | |
| 2.4 D (120 kW) / D5 (136 kW) / D5 AWD (136 kW) | | 595 901 085 | 600 402 083 | | | | |
| 2.4 D (129 kW) / D5 (151 kW) / D5 AWD (151 kW) * | | | 585 200 080 | | 575 500 073 | | 588 403 074 |
| D3 / D4 *  | | 570 901 076 | 585 200 080 | 509 106 013 | | 580 406 074 | |
| | | 570 901 076 | 585 200 080 | 509 106 013 | | 580 406 074 | |
| D4 *  | | 580 901 080 570 901 076 | | 509 106 013 | | | |
| | | 580 901 080 570 901 076 | | 509 106 013 | | | |
| D5 (158 kW) / D5 AWD (158 kW) *  | | 570 901 076 | 585 200 080 | 513 106 020 | | 580 406 074 | |
| | | 570 901 076 | 585 200 080 | 513 106 020 | | 580 406 074 | |
| T4 *  | | 570 901 076 | 577 400 078 | 513 106 020 | | 574 012 068 | |
| | | 570 901 076 | 577 400 078 | 513 106 020 | | 574 012 068 | |
| T4F | | 570 901 076 | 577 400 078 | | | 574 012 068 | |
| T5 (180 kW) *  | | 580 901 080 570 901 076 | 577 400 078 | 509 106 013 | | | |
| | | 580 901 080 570 901 076 | 577 400 078 | 509 106 013 | | | |

 FOR CARS WITH START/STOP (MUST REPLACE AGM WITH AGM, EFB WITH EFB)
 * PLEASE CHECK AS MORE THAN ONE DIFFERENT SIZE BATTERIES CAN BE FITTED DEPENDING ON: - ELECTRICAL OPTIONS
 - CLIMATE REGION
 - BUILD OE

















V


VOLVO

|   |  | SILVER dynamic | | | BLUE dynamic | | BLACK dynamic |
|---|---|----------------------------|-------------|----------------------------|--------------|-------------|---------------|
| | | AGM | SLI | Aux | EFB | SLI | SLI |
| VOLVO | | | | | | | |
| S90 (964) | 96 - 98 | | | | | | |
| 2.5 / 2.9 * | | 570 901 076 | 563 400 061 | | | 560 408 054 | |
| S90 II (234) | 16 → | | | | | | |
| 2.0 / 2.0 D3 / 2.0 D4 / 2.0 D4 AWD / 2.0 D5 AWD / 2.0 Hybrid AWD / 2.0 T5 / 2.0 T6 AWD / 2.0 T6 AWD * | | 595 901 085 580 901 080 | | 509 106 013 | | | |
| | | 595 901 085 580 901 080 | | 509 106 013 | | | |
| V40 Estate (645) | 95 - 04 | | | | | | |
| 1.6 (77 kW) / 1.8 (85/85 kW) / 1.8 (85/85 kW) / 2.0 * | | 570 901 076 | 563 400 061 | | | 560 408 054 | |
| 1.6 (80 kW) / 1.8 (90/90 kW) / 1.8 (90/90 kW) / 1.8 i / 1.9 T4 / 2.0 T / 2.0 T4 | | | 563 400 061 | | | 560 408 054 | |
| 1.9 DI / 1.9 TD | | | 577 400 078 | | | 574 012 068 | |
| V40 Hatchback (525, 526) | 12 → | | | | | | |
| D2 (84 kW) / T4 (132/132/147/132 kW) / T4 (132/132/147/132 kW) / T3 GTDi / T4 (132/132/147/132 kW) / T4 AWD (132 kW) / T4 GTDi * ⚠ | | 580 901 080 570 901 076 | | 513 106 020 | 570 500 076 | | |
| | | 580 901 080 570 901 076 | | 513 106 020 | 570 500 076 | | |
| D2 (88 kW) / T4 AWD (140 kW) * ⚠ | | 580 901 080 570 901 076 | | 509 106 013 | 570 500 076 | | |
| | | 580 901 080 570 901 076 | | 509 106 013 | 570 500 076 | | |
| D3 (110 kW) / D4 / T2 GTDi / T5 (180/187/157 kW) / T5 AWD * ⚠ | | 580 901 080 570 901 076 | | 513 106 020 | | | |
| | | 580 901 080 570 901 076 | | 513 106 020 | | | |
| D3 (110 kW) * ⚠ | | 580 901 080 570 901 076 | | 509 106 013 | | | |
| | | 580 901 080 570 901 076 | | 509 106 013 | | | |
| T2 / T3 / T4 (140 kW) / T4 GTDi AWD / T5 (183 kW) * ⚠ | | 570 901 076 | | 509 106 013 | 570 500 076 | | |
| V50 (545) | 03 - 12 | | | | | | |
| 1.6 / 1.8 FlexFuel / 2.0 / 2.0 / 2.4 | | | 577 400 078 | | | 574 012 068 | |
| 1.6 D (81 kW) * ⚠ | | 580 901 080 570 901 076 | 585 400 080 | 509 106 013 | | | |
| | | 580 901 080 570 901 076 | 585 400 080 | 509 106 013 | | | |
| 1.6 D (80 kW) * ⚠ | | 570 901 076 | 585 400 080 | 509 106 013 | | | |
| | | 570 901 076 | 585 400 080 | 509 106 013 | | | |
| 1.6 D2 * ⚠ | | 570 901 076 | 574 402 075 | 509 106 013 | | 572 409 068 | |
| | | 570 901 076 | 574 402 075 | 509 106 013 | | 572 409 068 | |
| 1.8 / 2.0 D / 2.0 FlexFuel / T5 / T5 AWD | | | 574 402 075 | | | 572 409 068 | |
| 2.0 CDI | | | 585 400 080 | | | 580 400 074 | |
| 2.4 AWD | | 570 901 076 | 577 400 078 | | | 574 012 068 | |
| 2.4 D5 / 2.4 Tdi | | | 585 200 080 | | | 580 406 074 | |
| D3 / D4 * | | | 585 200 080 | | | 580 406 074 | 588 403 074 |
| V60 (155, 157) | 10 → | | | | | | |
| 1.5 T2 / 2.0 D2 / 2.0 D3 / 2.0 Polestar AWD / 2.0 T4 / 3.0 T AWD / T3 (112/112 kW) / T5 (176/157/176 kW) / T5 AWD (180 kW) / T5 (176/157/176 kW) * ⚠ | | 570 901 076 | | 509 106 013 | 570 500 076 | | |
| 1.6 DRIVe / 2.0 D4 / T6 / 2.4 D5 Hybrid AWD / T5 AWD (187/187 kW) / T5 AWD (187/187 kW) / T6 / T6 AWD (225 kW) * ⚠ | | 570 901 076 570 901 076 | | 509 106 013 509 106 013 | | | |
| 2.0 T / T5 (177 kW) / T6 AWD (224 kW) * | | | 577 400 078 | 509 106 013 | | 574 012 068 | |
| | | | 577 400 078 | 509 106 013 | | 574 012 068 | |
| T5 (180 kW) * ⚠ | | 580 901 080 570 901 076 | 577 400 078 | 509 106 013 | | 574 012 068 | |
| | | 580 901 080 570 901 076 | 577 400 078 | 509 106 013 | | 574 012 068 | |
| 2.4 D5 * ⚠ | | 570 901 076 | 585 200 080 | 509 106 013 | | 580 406 074 | |
| | | 570 901 076 | 585 200 080 | 509 106 013 | | 580 406 074 | |
| 2.4 D5 AWD / D5 (151 kW) / D5 AWD (151 kW) * | | | 585 200 080 | 509 106 013 | | 580 406 074 | 588 403 074 |
| | | | 585 200 080 | 509 106 013 | | 580 406 074 | 588 403 074 |
| 2.4 Hybrid D6 AWD / D4 / D4 AWD (140 kW) / D5 (165 kW) / D6 Hybrid AWD * ⚠ | | 580 901 080 570 901 076 | | 509 106 013 | | | |
| | | 580 901 080 570 901 076 | | 509 106 013 | | | |
| D3 / D4 AWD (133/120 kW) * ⚠ | | 580 901 080 570 901 076 | 585 200 080 | 509 106 013 | | 580 406 074 | 588 403 074 |
| | | 580 901 080 570 901 076 | 585 200 080 | 509 106 013 | | 580 406 074 | 588 403 074 |
| D3 / D4 * ⚠ | | 580 901 080 570 901 076 | 585 200 080 | 509 106 013 | | 580 406 074 | |
| | | 580 901 080 570 901 076 | 585 200 080 | 509 106 013 | | 580 406 074 | |
























⚠ FOR CARS WITH START/STOP (MUST REPLACE AGM WITH AGM, EFB WITH EFB)
 * PLEASE CHECK AS MORE THAN ONE DIFFERENT SIZE BATTERIES CAN BE FITTED DEPENDING ON:
 - ELECTRICAL OPTIONS
 - CLIMATE REGION
 - BUILD OE


|   |  | SILVER dynamic | | | BLUE dynamic | | BLACK dynamic |
|--|---|----------------------------|-------------|-------------|--------------|----------------------------|---------------|
| | | AGM | SLI | Aux | EFB | SLI | SLI |
| VOLVO | | | | | | | |
| V60 (155, 157) | 10 → | | | | | | |
| D5 (169 kW) *  | | 580 901 080 570 901 076 | | 509 106 013 | 570 500 076 | | |
| | | 580 901 080 570 901 076 | | 509 106 013 | 570 500 076 | | |
| D5 AWD (169 kW) / T3 (110 kW) / T4 / T4F * | | 570 901 076 | 577 400 078 | 509 106 013 | | 574 012 068 | |
| | | 570 901 076 | 577 400 078 | 509 106 013 | | 574 012 068 | |
| T6 AWD (242 kW) *  | | 570 901 076 | 577 400 078 | 509 106 013 | 570 500 076 | 574 012 068 | 588 403 074 |
| | | 570 901 076 | 577 400 078 | 509 106 013 | 570 500 076 | 574 012 068 | 588 403 074 |
| V70 I (875, 876) | 95 - 00 | | | | | | |
| 2.0 (93 kW) / 2.0 Turbo (166 kW) / 2.0 Turbo AWD / 2.3 / 2.3 AWD (177 kW) / 2.3 T-5 / 2.3 T AWD / 2.3 Turbo / 2.4 (103/125 kW) / 2.4 Turbo / 2.4 Turbo AWD / 2.5 TDI / 2.5 TDi AWD | | | 577 400 078 | | | 574 012 068 | |
| 2.0 (105 kW) / 2.0 Turbo (155 kW) / 2.3 AWD (195 kW) / 2.3 T-5 AWD / 2.4 (121/106 kW) / 2.4 AWD / 2.4 Bifuel (106 kW) * | | 570 901 076 | 563 400 061 | | | 560 408 054 | |
| 2.4 Bifuel (103 kW) | | | 563 400 061 | | | 560 408 054 | |
| V70 II (285) | 99 - 08 | | | | | | |
| 2.0 T / 2.4 T / 2.4 T AWD | | | 577 400 078 | | | 574 012 068 | |
| 2.3 / 2.3 T5 / 2.4 D / 2.4 D5 / 2.4 D5 AWD / 2.5 T AWD | | | 600 402 083 | | | 595 402 080 | |
| 2.4 / 2.4 T5 / 2.5 TDI | | | 577 400 078 | | | 595 402 080 574 012 068 | |
| 2.4 Bifuel / 2.5 T / R 2.5 T AWD / R 2.5 T AWD | | | 563 400 061 | | | 560 408 054 | |
| 2.5 AWD | | 560 901 068 | 563 400 061 | | | 560 408 054 | |
| 2.5 R Sport | | 595 901 085 | 600 402 083 | | | 595 402 080 | |
| V70 III (135) | 07 → | | | | | | |
| 1.6 D / T4 (132 kW) *  | | 570 901 076 | 577 400 078 | 513 106 020 | | 574 012 068 | |
| | | 570 901 076 | 577 400 078 | 513 106 020 | | 574 012 068 | |
| 1.6 DRIVe / D2 / 2.0 GDI / D2 / D3 (110 kW) / D4 AWD (120 kW) *  | | 570 901 076 | | 509 106 013 | | | |
| | | 570 901 076 | | 509 106 013 | | | |
| 1.6 T4F * | | | 577 400 078 | 509 106 013 | | 574 012 068 | |
| | | | 577 400 078 | 509 106 013 | | 574 012 068 | |
| 2.0 *  | | 570 901 076 | 577 400 078 | 513 106 020 | | | 588 403 074 |
| | | 570 901 076 | 577 400 078 | 513 106 020 | | | 588 403 074 |
| 2.0 BiFuel *  | | 580 901 080 570 901 076 | 577 400 078 | 509 106 013 | | 574 012 068 | |
| | | 580 901 080 570 901 076 | 577 400 078 | 509 106 013 | | 574 012 068 | |
| 2.0 D / 2.5 T (147 kW) / 3.2 (175 kW) / 3.2 AWD (175 kW) / T6 AWD * | | | 585 200 080 | | | 580 406 074 | 588 403 074 |
| 2.0 FlexiFuel / 2.5 T FlexiFuel * | | | 577 400 078 | | | | 588 403 074 |
| 2.0 T *  | | 580 901 080 570 901 076 | 577 400 078 | 513 106 020 | | | 588 403 074 |
| | | 580 901 080 570 901 076 | 577 400 078 | 513 106 020 | | | 588 403 074 |
| 2.4 D / D5 / D5 AWD *  | | 570 901 076 | 585 200 080 | 513 106 020 | | 580 406 074 | 588 403 074 |
| | | 570 901 076 | 585 200 080 | 513 106 020 | | 580 406 074 | 588 403 074 |
| 2.5 T (170 kW) * | | | 585 200 080 | 509 106 013 | | 580 406 074 | 588 403 074 |
| | | | 585 200 080 | 509 106 013 | | 580 406 074 | 588 403 074 |
| 3.2 (179 kW) / 3.2 AWD (179 kW) | | 570 901 076 | 577 400 078 | | | 574 012 068 | |
| D3 (100 kW) / D4 *  | | 580 901 080 570 901 076 | | 509 106 013 | | | |
| | | 580 901 080 570 901 076 | | 509 106 013 | | | |
| D3 / D4 *  | | 570 901 076 | 585 200 080 | 509 106 013 | | 580 406 074 | 588 403 074 |
| | | 570 901 076 | 585 200 080 | 509 106 013 | | 580 406 074 | 588 403 074 |
| D4 AWD (133 kW) *  | | 580 901 080 570 901 076 | 585 200 080 | 509 106 013 | | 580 406 074 | 588 403 074 |
| | | 580 901 080 570 901 076 | 585 200 080 | 509 106 013 | | 580 406 074 | 588 403 074 |
| T4 (140 kW) *  | | 570 901 076 | | 509 106 013 | 570 500 076 | | |
| | | 570 901 076 | | 509 106 013 | 570 500 076 | | |
| T5 (177 kW) * | | | 577 400 078 | 509 106 013 | | 580 406 074 | 588 403 074 |
| | | | 577 400 078 | 509 106 013 | | 580 406 074 | 588 403 074 |
| T5 (180 kW) *  | | 580 901 080 570 901 076 | 577 400 078 | 509 106 013 | | 574 012 068 | 588 403 074 |
| | | 580 901 080 570 901 076 | 577 400 078 | 509 106 013 | | 574 012 068 | 588 403 074 |
| V90 Estate (965) | 96 - 98 | | | | | | |
| 2.5 / 2.9 * | | 570 901 076 | 563 400 061 | | | 560 408 054 | |
| V90 II Estate (235, 236) | 16 → | | | | | | |
| 2.0 D3 / 2.0 D3 AWD / 2.0 D4 / 2.0 D4 AWD / 2.0 D5 AWD / 2.0 Hybrid AWD / 2.0 T5 / 2.0 T5 AWD / 2.0 T6 AWD * | | 595 901 085 580 901 080 | | | | | |
| XC60 (156) | 08 → | | | | | | |
| 2.0 T / 3.2 AWD / T5 (177/177 kW) / T5 AWD (187 kW) / T5 (177/177 kW) / T6 AWD (210/224 kW) | | | 577 400 078 | | | 574 012 068 | |




 FOR CARS WITH START/STOP (MUST REPLACE AGM WITH AGM, EFB WITH EFB)
 * PLEASE CHECK AS MORE THAN ONE DIFFERENT SIZE BATTERIES CAN BE FITTED DEPENDING ON: - ELECTRICAL OPTIONS
 - CLIMATE REGION
 - BUILD OE

VOLVO

|   |  | SILVER dynamic | | | BLUE dynamic | | BLACK dynamic |
|---|---|----------------|-------------|-------------|--------------|-------------|---------------|
| | | AGM | SLI | Aux | EFB | SLI | SLI |
| VOLVO | | | | | | | |
| XC60 (156) | 08 → | | | | | | |
| T5 (180 kW) *  | | 580 901 080 | 577 400 078 | 513 106 020 | | 574 012 068 | |
| | | 570 901 076 | | | | | |
| 2.4 D / D5 AWD (151 kW) * | | 580 901 080 | 577 400 078 | 513 106 020 | | 574 012 068 | |
| | | 570 901 076 | | | | | |
| 2.4 D / D3 / D4 AWD *  | | 580 901 080 | 585 200 080 | 513 106 020 | | 574 012 068 | |
| | | 570 901 076 | 577 400 078 | | | | |
| D3 (100 kW) *  | | 580 901 080 | 585 200 080 | 509 106 013 | | 580 406 074 | 588 403 074 |
| | | 570 901 076 | | | | | |
| D3 (110 kW) / D4 (140 kW) / D4 AWD (140 kW) / D5 AWD (162 kW) / T6 AWD (225 kW) *  | | 580 901 080 | | 509 106 013 | | | |
| | | 570 901 076 | | | | | |
| D3 / D4 *  | | 580 901 080 | 585 200 080 | 513 106 020 | | 580 406 074 | 588 403 074 |
| | | 570 901 076 | | | | | |
| D4 (133 kW) *  | | 580 901 080 | | 513 106 020 | | | |
| | | 570 901 076 | | | | | |
| D4 AWD (133 kW) *  | | 580 901 080 | 600 402 083 | 513 106 020 | | 595 402 080 | |
| | | 570 901 076 | | | | | |
| D5 | | 580 901 080 | | | | | |
| | | 570 901 076 | 585 200 080 | | | 580 406 074 | |
| D5 AWD (158 kW) *  | | 570 901 076 | 585 200 080 | 513 106 020 | | 580 406 074 | 588 403 074 |
| | | 570 901 076 | 585 200 080 | 513 106 020 | | 580 406 074 | 588 403 074 |
| D5 AWD (136 kW) * | | 580 901 080 | 585 200 080 | | | 574 012 068 | |
| | | 570 901 076 | 577 400 078 | | | | |
| D5 AWD (169 kW) *  | | 580 901 080 | 585 200 080 | 513 106 020 | 570 500 076 | 580 406 074 | 588 403 074 |
| | | 570 901 076 | | | | | |
| T5 AWD (180 kW) *  | | 580 901 080 | | 513 106 020 | 570 500 076 | | |
| | | 570 901 076 | | | | | |
| T6 *  | | 580 901 080 | | 513 106 020 | | | |
| | | 570 901 076 | | | | | |
| T6 AWD (242 kW) | | 580 901 080 | 577 400 078 | | | 574 012 068 | |
| | | 570 901 076 | | | | | |
| XC60 II (246) | 17 → | | | | | | |
| 2.0 D4 AWD / 2.0 D5 AWD / 2.0 T5 AWD / 2.0 T6 AWD / 2.0 T8 Hybrid AWD *  | | 595 901 085 | | 509 106 013 | | | |
| | | 580 901 080 | | | | | |
| XC70 CROSS COUNTRY (295) | 97 - 07 | | | | | | |
| 2.4 D5 AWD / 2.4 D5 XC AWD / 2.5 T XC AWD | | 580 901 080 | 600 402 083 | | | 595 402 080 | |
| | | 570 901 076 | | | | | |
| 2.4 T XC AWD | | | 577 400 078 | | | 574 012 068 | |
| XC70 II (136) | 07 → | | | | | | |
| 2.4 D / D5 AWD (136 kW) | | 580 901 080 | 600 402 083 | | | 595 402 080 | |
| | | 570 901 076 | | | | | |
| 2.4 D / D4 AWD *  | | 570 901 076 | 600 402 083 | 513 106 020 | | 595 402 080 | |
| | | 570 901 076 | 600 402 083 | 513 106 020 | | 595 402 080 | |
| 3.2 AWD (179 kW) | | 570 901 076 | 577 400 078 | | | 574 012 068 | |
| | | 570 901 076 | | | | | |
| 3.2 AWD (175 kW) / T6 AWD (210 kW) | | 580 901 080 | 585 200 080 | | | 580 406 074 | |
| | | 570 901 076 | | | | | |
| D3 / D5 AWD (158 kW) *  | | 570 901 076 | 585 200 080 | 513 106 020 | | 580 406 074 | 588 403 074 |
| | | 570 901 076 | 585 200 080 | 513 106 020 | | 580 406 074 | 588 403 074 |
| D4 *  | | 580 901 080 | | 509 106 013 | | | |
| | | 570 901 076 | | | | | |
| D4 AWD *  | | 580 901 080 | 585 400 080 | 513 106 020 | | 580 400 074 | |
| | | 570 901 076 | | | | | |
| D5 AWD (151 kW) * | | 580 901 080 | 585 400 080 | 513 106 020 | | 580 400 074 | |
| | | 570 901 076 | | | | | |
| D5 AWD (162 kW) *  | | 580 901 080 | 585 200 080 | | | 580 406 074 | 588 403 074 |
| | | 570 901 076 | | | | | |
| T5 *  | | 580 901 080 | | 509 106 013 | | 580 406 074 | 588 403 074 |
| | | 570 901 076 | | | | | |
| T5 AWD * | | 580 901 080 | 577 400 078 | 509 106 013 | | 574 012 068 | |
| | | 570 901 076 | | | | | |
| T6 AWD (224 kW) * | | 580 901 080 | | 509 106 013 | | | |
| | | 570 901 076 | 577 400 078 | 509 106 013 | | 574 012 068 | |
| XC90 I (275) | 02 - 15 | 580 901 080 | | 509 106 013 | | | |
| | | 570 901 076 | 577 400 078 | 509 106 013 | | 574 012 068 | |
| 2.5 T AWD (154 kW) / T6 AWD | | 570 901 076 | 577 400 078 | | | | |






 FOR CARS WITH START/STOP (MUST REPLACE AGM WITH AGM, EFB WITH EFB)
 * PLEASE CHECK AS MORE THAN ONE DIFFERENT SIZE BATTERIES CAN BE FITTED DEPENDING ON: - ELECTRICAL OPTIONS
 - CLIMATE REGION
 - BUILD OE



























|   |  | SILVER dynamic | | | BLUE dynamic | | BLACK dynamic |
|---|---|----------------------------|-------------|-----|--------------|-------------|---------------|
| | | AGM | SLI | Aux | EFB | SLI | SLI |
| VOLVO | | | | | | | |
| XC90 I (275) | 02 - 15 | | | | | | |
| 2.5 T AWD (154 kW) * | | 595 901 085 580 901 080 | | | | | |
| 3.2 AWD (179 kW) | | | 585 200 080 | | | | |
| 3.2 AWD (175 kW) * | | 570 901 076 | 577 400 078 | | | 595 402 080 | |
| V8 AWD / D3 / D5 / D5 AWD | | 595 901 085 | 600 402 083 | | | | |
| XC90 II (256) | 14 → | | | | | | |
| 2.0 T5 AWD / D4 / D4 AWD / D5 AWD (173 kW) / T5 AWD / T8 Hybrid AWD * | | 595 901 085 580 901 080 | | | | | |
| T6 AWD | | 570 901 076 | | | 570 500 076 | | |
| D5 AWD (165 kW) | | 595 901 085 | 600 402 083 | | | 595 402 080 | |
| 240 (P242, P244) | 74 - 93 | | | | | | |
| 2.0 (71 kW) / 2.8 | | | | | | 570 413 063 | |
| 2.0 (76 kW) / 2.1 / 2.1 Turbo / 2.3 / 2.3 iCat | | 560 901 068 | 563 400 061 | | | 560 408 054 | |
| 2.4 Diesel | | 570 901 076 | 577 400 078 | | | 574 012 068 | |
| 240 Kombi (P245) | 74 - 93 | | | | | | |
| 2.0 (71 kW) / 2.1 (79/80 kW) / 2.1 Turbo / 2.3 / 2.3 Cat / 2.3 iCat / 2.8 | | 560 901 068 | 563 400 061 | | | 560 408 054 | |
| 2.0 (66 kW) / 2.1 (90 kW) | | | | | | 570 413 063 | |
| 2.4 Diesel | | 570 901 076 | 577 400 078 | | | 574 012 068 | |
| 260 (P262, P264) | 74 - 82 | | | | | | |
| 2.7 | | | | | | 570 413 063 | |
| 2.8 | | 560 901 068 | 563 400 061 | | | 560 408 054 | |
| 260 Estate (P265) | 75 - 82 | | | | | | |
| 2.7 / 2.8 | | | | | | 570 413 063 | |
| 340-360 (343, 345) | 75 - 91 | | | | | | |
| 1.3 | | | 561 400 060 | | | 560 409 054 | |
| 1.4 / 1.7 / 2.0 / 2.1 | | 560 901 068 | 563 400 061 | | | 560 408 054 | |
| 1.6 Diesel | | 570 901 076 | 577 400 078 | | | 574 012 068 | |
| 340-360 Saloon (344) | 79 - 91 | | | | | | |
| 1.3 / 1.4 (46 kW) | | | 561 400 060 | | | 560 409 054 | |
| 1.4 (50 kW) / 1.7 / 2.0 | | 560 901 068 | 563 400 061 | | | 560 408 054 | |
| 1.6 Diesel | | 570 901 076 | 577 400 078 | | | 574 012 068 | |
| 440 K (445) | 88 - 96 | | | | | | |
| 1.6 / 1.7 / 1.7 Turbo / 1.8 / 2.0 | | 560 901 068 | 563 400 061 | | | 560 408 054 | |
| 1.9 Turbo-Diesel | | 570 901 076 | 577 400 078 | | | 574 012 068 | |
| 460 L (464) | 88 - 96 | | | | | | |
| 1.6 / 1.7 / 1.7 Turbo / 1.8 / 2.0 | | 560 901 068 | 563 400 061 | | | 560 408 054 | |
| 1.9 Turbo-Diesel | | 570 901 076 | 577 400 078 | | | 574 012 068 | |
| 480 E (482) | 86 - 96 | | | | | | |
| 1.7 / 1.7 Turbo / 2.0 | | 560 901 068 | 563 400 061 | | | 560 408 054 | |
| 740 (744) | 83 - 92 | | | | | | |
| 2.0 / 2.0 GLE / 2.0 Turbo / 2.3 / 2.3 GLE / 2.3 Turbo (125 kW) | | 560 901 068 | 563 400 061 | | | 560 408 054 | |
| 2.3 Turbo (115 kW) | | 570 901 076 | 577 400 078 | | | 574 012 068 | |
| 2.4 Diesel / 2.4 TD | | 595 901 085 | 600 402 083 | | | 595 402 080 | |
| 740 Kombi (745) | 84 - 92 | | | | | | |
| 2.0 / 2.0 16V / 2.0 Turbo / 2.3 (85/84/87/83/82 kW) / 2.3 Turbo (125 kW) | | 560 901 068 | 563 400 061 | | | 560 408 054 | |
| 2.3 (96 kW) / 2.3 Turbo (140/115/121/134 kW) | | 570 901 076 | 577 400 078 | | | 574 012 068 | |
| 2.4 Diesel / 2.4 TD Interc. / 2.4 Turbo-Diesel | | 595 901 085 | 600 402 083 | | | 595 402 080 | |
| 760 (704, 764) | 81 - 92 | | | | | | |
| 2.3 / 2.3 Turbo / 2.4 D / 2.4 TD Interc. / 2.4 Turbo Diesel / 2.8 | | 570 901 076 | 577 400 078 | | | 574 012 068 | |
| 760 Kombi (704, 765) | 82 - 92 | | | | | | |
| 2.3 / 2.3 Turbo / 2.4 D / 2.4 TD Interc. / 2.8 | | 570 901 076 | 577 400 078 | | | 574 012 068 | |
| 780 (782) | 86 - 90 | | | | | | |
| 2.4 D / 2.9 | | 570 901 076 | 577 400 078 | | | 574 012 068 | |
| 850 (854) | 91 - 97 | | | | | | |
| 2.0 / 2.0 Turbo / 2.3 T5 / 2.3 T5 R / 2.3 T5-R / 2.3 Turbo R / 2.4 / 2.4 GLE | | 560 901 068 | 563 400 061 | | | 560 408 054 | |
| 2.5 TDI | | 570 901 076 | 577 400 078 | | | 574 012 068 | |
| 850 Estate (855) | 92 - 97 | | | | | | |
| 2.0 / 2.0 Turbo / 2.3 T5 / 2.3 T5 R / 2.3 T5-R / 2.3 Turbo R / 2.4 / 2.4 AWD / 2.4 GLE | | 560 901 068 | 563 400 061 | | | 560 408 054 | |
| 2.5 TDI | | 570 901 076 | 577 400 078 | | | 574 012 068 | |
| 940 (944) | 90 - 95 | | | | | | |
| 2.0 (82 kW) / 2.3 (96/85 kW) | | 560 901 068 | 563 400 061 | | | 560 408 054 | |
| 2.0 (102 kW) / 2.0 Turbo / 2.3 (114/118 kW) / 2.3 Turbo / 2.4 D / 2.4 TD Intercooler / 2.4 Turbo Diesel | | 570 901 076 | 577 400 078 | | | 574 012 068 | |

△ FOR CARS WITH START/STOP (MUST REPLACE AGM WITH AGM, EFB WITH EFB)

* PLEASE CHECK AS MORE THAN ONE DIFFERENT SIZE BATTERIES CAN BE FITTED DEPENDING ON: - ELECTRICAL OPTIONS
- CLIMATE REGION
- BUILD OE

VOLVO > VW





|   |  | SILVER dynamic | | | BLUE dynamic | | BLACK dynamic |
|---|---|----------------------------|-------------|-----|--------------|-------------|---------------|
| | | AGM | SLI | Aux | EFB | SLI | SLI |
| VOLVO | | | | | | | |
| 940 Kombi (945) | 90 - 95 | | | | | | |
| 2.0 / 2.3 (96/85 kW) | | 560 901 068 | 563 400 061 | | | 560 408 054 | |
| 2.0 Turbo / 2.3 (114 kW) / 2.3 Turbo / 2.4 D / 2.4 TD Intercooler / 2.4 Turbo Diesel | | 570 901 076 | 577 400 078 | | | 574 012 068 | |
| 940 II (944) | 94 - 98 | | | | | | |
| 2.0 / 2.0 Turbo / 2.3 Turbo / 2.4 TD Interc. | | 570 901 076 | 577 400 078 | | | 574 012 068 | |
| 2.3 / 2.3 ti / 2.3 ti | | 560 901 068 | 563 400 061 | | | 560 408 054 | |
| 940 II Estate (945) | 94 - 98 | | | | | | |
| 2.0 / 2.0 Turbo / 2.3 Turbo / 2.4 TD Interc. | | 570 901 076 | 577 400 078 | | | 574 012 068 | |
| 2.3 / 2.3 ti | | 560 901 068 | 563 400 061 | | | 560 408 054 | |
| 960 (964) | 90 - 94 | | | | | | |
| 2.0 (140 kW) / 2.3 Turbo / 2.4 TD Interc. / 2.8 GL / 2.9 | | 570 901 076 | 577 400 078 | | | 574 012 068 | |
| 2.0 (82 kW) | | 560 901 068 | 563 400 061 | | | 560 408 054 | |
| 960 Kombi (965) | 90 - 94 | | | | | | |
| 2.0 / 2.3 Turbo / 2.4 Tdi / 2.4 TD Interc. / 2.8 / 2.9 | | 570 901 076 | 577 400 078 | | | 574 012 068 | |
| 960 II (964) | 94 - 96 | | | | | | |
| 2.5 / 2.9 | | 570 901 076 | 577 400 078 | | | 574 012 068 | |
| 960 II Estate (965) | 94 - 96 | | | | | | |
| 2.5 / 2.9 | | 570 901 076 | 577 400 078 | | | 574 012 068 | |
| VW | | | | | | | |
| AMAROK (2HA, 2HB, S1B, S6B, S7A, S7B) | 10 → | | | | | | |
| 2.0 BiTDI (120 kW) / 2.0 BiTDI 4motion (120 kW) / 2.0 BiTDI 4motion (120 kW) | | | 600 402 083 | | | 595 402 080 | |
| 2.0 BiTDI (132 kW) / 2.0 BiTDI 4motion (132 kW) * ⚠ | | 595 901 085 580 901 080 | 600 402 083 | | | 595 402 080 | |
| 2.0 TDI / 2.0 TDI 4motion * ⚠ | | 580 901 080 | 600 402 083 | | | 595 402 080 | |
| 2.0 TSI | | 570 901 076 | 577 400 078 | | | 574 012 068 | |
| 3.0 TDI 4motion ⚠ | | 595 901 085 | | | | | |
| AMAROK Platform/Chassis (S1B) | 11 → | | | | | | |
| 2.0 TDI (103 kW) * ⚠ | | 580 901 080 | 600 402 083 | | | 595 402 080 | |
| 2.0 TDI (132 kW) / 2.0 TDI 4motion | | | 600 402 083 | | | 595 402 080 | |
| BEETLE (5C1, 5C2) | 11 → | | | | | | |
| 1.2 TSI / 1.6 TDI * ⚠ | | 570 901 076 | 563 400 061 | | 570 500 076 | 560 408 054 | |
| 1.2 TSI 16V ⚠ | | 560 901 068 | | | 560 500 064 | | |
| 1.4 TSI (118 kW) / 2.0 TDI (103 kW) / 2.0 TSI (147/155 kW) / 2.5 | | | 563 400 061 | | | 560 408 054 | |
| 1.4 TSI (110 kW) / 2.0 TSI (162 kW) ⚠ | | 570 901 076 | | | 570 500 076 | | |
| 2.0 TDI (110 kW) ⚠ | | 570 901 076 | | | | | |
| BEETLE Convertible (5C7, 5C8) | 11 → | | | | | | |
| 1.2 TSI / 1.6 TDI * ⚠ | | 570 901 076 | 563 400 061 | | 570 500 076 | 560 408 054 | |
| 1.2 TSI 16V ⚠ | | 560 901 068 | | | 560 500 064 | | |
| 1.4 TSI (118 kW) / 2.0 TDI (103 kW) / 2.0 TSI (147/155 kW) / 2.5 | | | 563 400 061 | | | 560 408 054 | |
| 1.4 TSI (110 kW) / 2.0 TSI (162 kW) ⚠ | | 570 901 076 | | | 570 500 076 | | |
| 1.8 TSI / 2.0 TDI (110/81 kW) ⚠ | | 570 901 076 | | | | | |
| BORA (1J2) | 98 - 13 | | | | | | |
| 1.4 16V | | | 554 400 053 | | | 552 400 047 | |
| 1.6 / 1.6 16V / 1.6 FSI / 1.8 / 1.8 4motion / 1.8 T / 2.0 / 2.0 4motion | | | 563 400 061 | | | 560 408 054 | |
| 1.9 SDI / 1.9 TDI / 1.9 TDI 4motion / 2.3 V5 4motion | | | 577 400 078 | | | 574 012 068 | |
| 2.3 V5 / 2.8 V6 4motion | | | 574 402 075 | | | 572 409 068 | |
| BORA Variant (1J6) | 99 - 05 | | | | | | |
| 1.4 16V | | | 554 400 053 | | | 552 400 047 | |
| 1.6 / 1.6 16V / 1.6 FSI / 1.8 4motion / 1.8 T / 2.0 / 2.0 4motion / 2.8 VR6 | | | 563 400 061 | | | 560 408 054 | |
| 1.9 TDI / 1.9 TDI 4motion / 2.3 V5 4motion | | | 577 400 078 | | | 574 012 068 | |
| 2.3 V5 / 2.8 V6 4motion | | | 574 402 075 | | | 572 409 068 | |
| CADDY I (14) | 79 - 92 | | | | | | |
| 1.5 / 1.6 / 1.6 D / 1.8 | | | 563 400 061 | | | 560 408 054 | |
| CADDY II Estate (9K9B) | 95 - 04 | | | | | | |
| 1.4 / 1.4 16V / 1.6 (55 kW) | | | 554 400 053 | | | 552 400 047 | |
| 1.6 (55 kW) / 1.7 SDI | | | 563 400 061 | | | 560 408 054 | |
| 1.9 D / 1.9 SDI / 1.9 TDI | | | 577 400 078 | | | 574 012 068 | |
| CADDY II Box (9K9A) | 95 - 04 | | | | | | |
| 1.4 / 60 1.4 / 75 1.6 | | | 554 400 053 | | | 552 400 047 | |
| 1.7 SDI | | | 563 400 061 | | | 560 408 054 | |
| 1.9 D / 1.9 SDI / 1.9 TDI | | | 577 400 078 | | | 574 012 068 | |
| CADDY II Pickup (9U7) | 96 - 00 | | | | | | |
| 1.6 / 1.9 D | | | 563 400 061 | | | 560 408 054 | |

|   |  | SILVER dynamic | | | BLUE dynamic | | BLACK dynamic |
|---|---|----------------|---|-----|--------------|----------------------------|---------------|
| | | AGM | SLI | Aux | EFB | SLI | SLI |
| VW | | | | | | | |
| CADDY III Estate (2KB, 2KJ, 2CB, 2CJ) | 04 - 15 | | | | | | |
| 1.2 TSI *  | | 570 901 076 | 554 400 053 | | 570 500 076 | 552 400 047 | |
| 1.4 / 1.6 / 2.0 EcoFuel | | | 554 400 053 | | | 552 400 047 | |
| 1.6 BiFuel / 1.6 TDI *  | | 570 901 076 | 563 400 061 | | 570 500 076 | 560 408 054 | |
| 1.9 TDI / 1.9 TDI 4motion / 2.0 SDI / 2.0 TDI (103 kW) | | | 577 400 078 | | | 574 012 068 | |
| 2.0 TDI (81 kW) / 2.0 TDI 4motion | | | 563 400 061 | | | 560 408 054 | |
| 2.0 TDI (125 kW) / 2.0 TDI 16V 4motion *  | | 570 901 076 | 563 400 061 | | | 560 408 054 | |
| 2.0 TDI 16V  | | 570 901 076 | 577 400 078 | | | 574 012 068 | |
| CADDY III Box (2KA, 2KH, 2CA, 2CH) | 04 - 15 | | | | | | |
| 1.2 TSI *  | | 570 901 076 | 554 400 053 | | 570 500 076 | 552 400 047 | |
| 1.4 / 1.6 / 2.0 EcoFuel | | | 554 400 053 | | | 552 400 047 | |
| 1.6 BiFuel / 1.6 TDI (55 kW) *  | | 570 901 076 | 563 400 061 | | 570 500 076 | 560 408 054 | |
| 1.6 TDI (75 kW) / 2.0 TDI (62/125 kW) / 2.0 TDI 16V 4motion / 2.0 TDI 4motion (62 kW) *  | | 570 901 076 | 563 400 061 | | | 560 408 054 | |
| 1.9 TDI / 1.9 TDI 4motion / 2.0 TDI (103 kW) | | | 577 400 078 | | | 574 012 068 | |
| 2.0 SDI | | | 563 400 061 | | | 574 012 068 560 408 054 | |
| 2.0 TDI (81 kW) / 2.0 TDI 4motion (81 kW) | | | 563 400 061 | | | 560 408 054 | |
| 2.0 TDI 16V  | | 570 901 076 | 577 400 078 | | | 574 012 068 | |
| CADDY IV Estate (SAB, SAJ) | 15 → | | | | | | |
| 1.0 TSI / 1.6  | | 560 901 068 | | | 560 500 064 | | |
| 1.2 TSI / 1.4 TGI CNG / 1.4 TSI  | | 560 901 068 | | | | | |
| 1.6 TDI / 2.0 TDI (81/55 kW) / 2.0 TDI 4motion  | | 570 901 076 | | | | | |
| 2.0 TDI (75 kW)  | | 570 901 076 | | | 570 500 076 | | |
| CADDY IV Box (SAA, SAH) | 15 → | | | | | | |
| 1.0 TSI / 1.6 | | 560 901 068 | | | 560 500 064 | | |
| 1.2 TSI / 1.4 TGI CNG / 1.4 TSI  | | 560 901 068 | | | | | |
| 1.6 TDI / 2.0 TDI (81/110/55 kW) / 2.0 TDI 4motion  | | 570 901 076 | | | | | |
| 2.0 TDI (75 kW)  | | 570 901 076 | | | 570 500 076 | | |
| CADDY ALLTRACK Estate (SAB) | 15 → | | | | | | |
| 1.0 TSI / 1.2 TSI / 1.4 TSI  | | 560 901 068 | | | 560 500 064 | | |
| 1.4 TGI CNG  | | 570 901 076 | | | 570 500 076 | | |
| 2.0 TDI / 2.0 TDI 4motion  | | 570 901 076 | | | | | |
| CADDY ALLTRACK Box (SAA) | 15 → | | | | | | |
| 1.0 TSI / 1.2 TSI / 1.4 TSI  | | 560 901 068 | | | 560 500 064 | | |
| 1.4 TGI CNG  | | 570 901 076 | | | 570 500 076 | | |
| 2.0 TDI / 2.0 TDI 4motion  | | 570 901 076 | | | | | |
| CORRADO (53I) | 87 - 95 | | | | | | |
| 1.8 16V / 1.8 G60 / 2.0 i / 2.0 i 16V / 2.9 VR6 | | | 561 400 060 | | | 560 409 054 | |
| DERBY (86) | 77 - 81 | | | | | | |
| 0.9 / 1.1 / 1.3 * | | | 554 400 053 552 401 052 | | | 544 402 044 | 541 400 036 |
| DERBY (86C, 80) | 81 - 84 | | | | | | |
| 1.0 / 1.1 / 1.3 * | | | 554 400 053 552 401 052 | | | 544 402 044 | 541 400 036 |
| EOS (1F7, 1F8) | 06 - 15 | | | | | | |
| 1.4 TSI (90 kW) *  | | 570 901 076 | 563 400 061 554 400 053 | | | | |
| 1.4 TSI (118 kW) | | | 554 400 053 | | | 560 408 054 552 400 047 | |
| 1.6 FSI / 2.0 FSI / 2.0 TSI | | | 563 400 061 | | | 560 408 054 | |
| 2.0 TDI (100 kW) / 2.0 TDI 16V  | | 570 901 076 | 577 400 078 | | | 574 012 068 | |
| 2.0 TDI (103 kW) / 3.2 V6 / 3.2 V6 / 3.6 V6 | | | 577 400 078 | | | 574 012 068 | |
| 2.0 TFSI | | | 563 400 061 | | | 574 012 068 560 408 054 | |
| FOX (5Z1, 5Z3) | 03 → | | | | | | |
| 1.2 / 1.4 | | | 554 400 053 | | | 552 400 047 | |
| 1.4 TDI | | | 563 400 061 | | | 560 408 054 | |
| 1.6 / 1.6 Total Flex * | | | | | | 560 408 054 552 400 047 | |
| GOLF I (17) | 74 - 85 | | | | | | |
| 1.1 / 1.3 / 1.5 * | | | 554 400 053 552 401 052 | | | 544 402 044 | 541 400 036 |
| 1.6 / 1.6 GTI / 1.8 GTI * | | | 561 400 060 554 400 053 552 401 052 | | | 544 402 044 | |
| 1.6 D / 1.6 TD | | | 577 400 078 | | | 574 012 068 | 570 409 064 |
| GOLF I Cabriolet (155) | 79 - 93 | | | | | | |
| 1.3 / 1.5 / 1.6 (55/53/81 kW) * | | | 554 400 053 552 401 052 | | | 544 402 044 | 541 400 036 |

 FOR CARS WITH START/STOP (MUST REPLACE AGM WITH AGM, EFB WITH EFB)

* PLEASE CHECK AS MORE THAN ONE DIFFERENT SIZE BATTERIES CAN BE FITTED DEPENDING ON: - ELECTRICAL OPTIONS
- CLIMATE REGION
- BUILD OE

































VW


|  |  | SILVER dynamic | | | BLUE dynamic | | BLACK dynamic |
|--|---|----------------|---|-----|--------------|----------------------------|---------------|
| | | AGM | SLI | Aux | EFB | SLI | SLI |
| VW | | | | | | | |
| GOLF I Cabriolet (155) | 79 - 93 | | | | | | |
| 1.6 (55 kW) / 1.8 * | | | 561 400 060 554 400 053 552 401 052 | | | 544 402 044 | |
| GOLF II (19E, 1G1) | 83 - 92 | | | | | | |
| 1.0 / 1.3 / 1.3 Cat * | | | 554 400 053 552 401 052 | | | 544 402 044 | 541 400 036 |
| 1.6 / 1.8 / 1.8 GTI / 1.8 GTI 16V / 1.8 GTI Cat / 1.8 GTI G60 / 1.8 GTI G60 Syncro / 1.8 i Cat / 1.8 i Cat Syncro / 1.8 Syncro / 2.0 * | | | 554 400 053 552 401 052 | | | 560 409 054 544 402 044 | |
| 1.6 D / 1.6 TD | | | 574 402 075 | | 565 500 065 | | 570 144 064 |
| GOLF III (1H1) | 91 - 98 | | | | | | |
| 1.8 / 1.8 Syncro | | | 563 400 061 | | | 560 408 054 | 556 400 048 |
| 1.4 / 1.6 / 1.6 / 2.0 / 2.0 GL / 2.0 GTI 16V / 2.0 Syncro | | 560 901 068 | 563 400 061 | | | 560 408 054 | |
| 1.9 D / 1.9 SDI / 1.9 TD, GTD / 1.9 TDI / 1.9 TDI Syncro / 2.8 VR6 / 2.9 VR6 Syncro / Citystromer | | | 577 400 078 | | | 574 012 068 | 570 409 064 |
| GOLF III Variant (1H5) | 93 - 99 | | | | | | |
| 1.4 * | | | 554 400 053 552 401 052 | | | 544 402 044 | 541 400 036 |
| 1.6 * | | | | | | 560 408 054 552 400 047 | 545 412 040 |
| 1.8 / 1.8 Syncro | | 560 901 068 | 563 400 061 | | | 560 408 054 | |
| 1.9 D / 1.9 SDI / 1.9 TD / 1.9 TDI / 1.9 TDI Syncro | | | 577 400 078 | | | 574 012 068 | 570 409 064 |
| 2.0 / 2.0 Syncro / 2.9 VR6 Syncro | | | 563 400 061 | | | 574 012 068 560 408 054 | |
| GOLF III Cabriolet (1E7) | 93 - 98 | | | | | | |
| 1.6 * | | | | | | 560 408 054 552 400 047 | 545 412 040 |
| 1.8 | | | 554 400 053 | | | 552 400 047 | |
| 1.9 TDI | | | 577 400 078 | | | 574 012 068 | 570 409 064 |
| 2.0 | | 560 901 068 | 563 400 061 | | | 560 408 054 | |
| GOLF IV (1J1) | 97 - 07 | | | | | | |
| 1.4 16V / 1.6 / 1.6 16V / 1.6 FSI / 1.8 / 1.8 4motion / 1.8 T / 1.8 T GTI / 1.8 T GTI / 2.0 / 2.0 4motion | | | 563 400 061 | | | 560 408 054 | |
| 1.9 SDI / 1.9 TDI / 1.9 TDI 4motion / 2.3 V5 / 2.3 V5 4motion / 2.8 V6 4motion / 3.2 R32 4motion | | | 577 400 078 | | | 574 012 068 | |
| GOLF IV Variant (1J5) | 99 - 06 | | | | | | |
| 1.4 16V / 1.6 / 1.6 16V / 1.6 FSI / 1.8 4motion / 1.8 T / 2.0 / 2.0 4motion / 2.0 Bi-Fuel / 2.3 V5 4motion (110 kW) | | | 563 400 061 | | | 560 408 054 | |
| 1.9 SDI / 1.9 TDI / 1.9 TDI 4motion / 2.3 V5 / 2.3 V5 4motion (125 kW) / 2.8 V6 4motion | | | 577 400 078 | | | 574 012 068 | |
| GOLF IV Cabriolet (1E7) | 98 - 02 | | | | | | |
| 1.6 | | | 554 400 053 | | | 552 400 047 | |
| 1.8 / 2.0 | | | 563 400 061 | | | 560 408 054 | |
| 1.9 TDI | | | 577 400 078 | | | 574 012 068 | |
| GOLF V (1K1) | 03 - 09 | | | | | | |
| 1.4 16V (55 kW) | | | 563 400 061 | | | 560 408 054 552 400 047 | |
| 1.4 16V (59 kW) | | | 554 400 053 | | | | |
| 1.4 FSI / 1.4 TSI (90/103 kW) | | | 554 400 053 | | | 552 400 047 | |
| 1.4 TSI (125 kW) | | | 554 400 053 | | | 574 012 068 552 400 047 | |
| 1.6 / 1.6 MultiFuel / 1.6 MultiFuel / 1.8 GTI / 2.0 / 2.0 | | | 563 400 061 | | | 560 408 054 | |
| 1.6 FSI | | | 563 400 061 | | | 574 012 068 560 408 054 | |
| 1.9 TDI (77 kW) | | | 577 400 078 | | | 574 012 068 560 408 054 | |
| 1.9 TDI (66 kW) / 1.9 TDI 4motion / 2.0 FSI / 2.0 FSI 4motion / 2.0 GTI / 2.0 SDI / 2.0 TDI (100/103 kW) / 2.0 TDI 16V / 2.0 TDI 16V 4motion / 2.0 TDI 4motion / 3.2 | | | 577 400 078 | | | 574 012 068 | |
| 2.0 TDI (125 kW) * | | | 577 400 078 563 400 061 | | | 574 012 068 | |
| 3.2 R32 4motion | | 570 901 076 | 577 400 078 | | | 574 012 068 | |
| GOLF V Variant (1K5) | 07 - 09 | | | | | | |
| 1.4 / 1.4 TSI (103/90 kW) / 1.6 | | | 554 400 053 | | | 552 400 047 | |
| 1.4 TSI (125 kW) | | | 554 400 053 | | | 574 012 068 552 400 047 | |
| 1.4 TSI (118 kW) / 1.6 MultiFuel / 2.0 | | | 563 400 061 | | | 560 408 054 | |
| 1.9 TDI  | | 570 901 076 | 577 400 078 | | | 574 012 068 | |
| 1.9 TDI 4motion / 2.0 TDI / 2.0 TDI 16V | | | 577 400 078 | | | 574 012 068 | |
| GOLF VI (5K1) | 08 - 13 | | | | | | |
| 1.2 TSI *  | | 570 901 076 | 554 400 053 | | 570 500 076 | 552 400 047 | |
| 1.4 / 1.4 TSI (118 kW) | | | 554 400 053 | | | 552 400 047 | |











 FOR CARS WITH START/STOP (MUST REPLACE AGM WITH AGM, EFB WITH EFB)

* PLEASE CHECK AS MORE THAN ONE DIFFERENT SIZE BATTERIES CAN BE FITTED DEPENDING ON: - ELECTRICAL OPTIONS
- CLIMATE REGION
- BUILD OE

|   |  | SILVER dynamic | | | BLUE dynamic | | BLACK dynamic |
|--|---|----------------|----------------------------|-----|--------------|----------------------------|---------------|
| | | AGM | SLI | Aux | EFB | SLI | SLI |
| VW | | | | | | | |
| GOLF VI (5K1) | 08 - 13 | | | | | | |
| 1.4 TSI (90 kW) *  | | 570 901 076 | 563 400 061 | | 570 500 076 | 574 012 068 560 408 054 | |
| 1.6 / 1.6 MultiFuel / 1.6 MultiFuel / 1.8 TSI / 2.0 GTi / 2.0 R4motion | | | 563 400 061 | | | 560 408 054 | |
| 1.6 BiFuel / 1.6 TDI *  | | 570 901 076 | 563 400 061 | | 570 500 076 | 560 408 054 | |
| 2.0 TDI (103 kW) / 2.0 TDI 4motion *  | | 570 901 076 | 563 400 061 | | | 560 408 054 | |
| 2.0 TDI (125 kW) *  | | 570 901 076 | 563 400 061 | | | 574 012 068 560 408 054 | |
| GOLF VI Variant (AJ5) | 09 - 13 | | | | | | |
| 1.2 TSI (77 kW) / 2.0 TSI  | | 570 901 076 | | | 570 500 076 | | |
| 1.2 TSI (63 kW) | | | 554 400 053 | | | | |
| 1.4 / 1.4 TSI (118 kW) / 1.6 | | | 554 400 053 | | | 552 400 047 | |
| 1.4 TSI (90 kW) / 1.6 MultiFuel | | | 563 400 061 | | | 560 408 054 | |
| 1.6 TDI *  | | 570 901 076 | 563 400 061 | | 570 500 076 | 560 408 054 | |
| 1.6 TDI 4motion * | | 570 901 076 | 563 400 061 | | | 560 408 054 | |
| 2.0 TDI | | | 577 400 078 | | | 574 012 068 | |
| GOLF VI Convertible (517) | 11 → | | | | | | |
| 1.2 TSI *  | | 570 901 076 | 554 400 053 | | 570 500 076 | 552 400 047 | |
| 1.2 TSI 16V / 2.0 TSI  | | 570 901 076 | | | 570 500 076 | | |
| 1.4 TSI (90 kW) / 2.0 GTI / 2.0 R | | | 563 400 061 | | | 560 408 054 | |
| 1.4 TSI (92 kW)  | | 560 901 068 | | | 560 500 064 | | |
| 1.6 TDI *  | | 570 901 076 | 563 400 061 | | 570 500 076 | 560 408 054 | |
| 2.0 TDI (103 kW) *  | | 570 901 076 | 563 400 061 | | | 560 408 054 | |
| 2.0 TDI (110 kW)  | | 570 901 076 | | | | | |
| GOLF VII (5G1, BQ1, BE1, BE2) | 12 → | | | | | | |
| 1.0 TSI / 1.2 TSI / 1.6  | | 560 901 068 | | | 560 500 064 | | |
| 1.4 GTE Hybrid / 1.4 TGI CNG / 1.4 TSI / 1.4 TSI MultiFuel / 1.6 TDI (85 kW) / 2.0 GTI (162/169/155/162 kW) / 2.0 R 4motion (206/221/206 kW) / 2.0 R 4motion (206/221/206 kW) / 2.0 GTI (162/169/155/162 kW) / 1.4 TSI  | | 570 901 076 | | | 570 500 076 | | |
| 1.6 TDI (77 kW) / 1.6 TDI 4motion / 2.0 GTD / 2.0 GTI (180 kW) / 2.0 GTI Clubsport / 2.0 GTI Clubsport S / 2.0 R 360S 4motion / 2.0 R 4motion (213/228 kW) / 2.0 TDI / 2.0 TDI 4motion  | | 570 901 076 | | | | | |
| e-Golf | | 560 901 068 | | | | | |
| GOLF VII Variant (BA5, BV5) | 13 → | | | | | | |
| 1.0 TSI / 1.2 TSI (81/63 kW) / 1.6  | | 560 901 068 | | | 560 500 064 | | |
| 1.2 TSI (77 kW) / 1.4 TGI CNG / 1.4 TSI / 1.4 TSI MultiFuel / 1.6 TDI (85 kW) / 2.0 R 4motion (221/206 kW) / 1.4 TSI  | | 570 901 076 | | | 570 500 076 | | |
| 1.6 TDI (66 kW) / 1.6 TDI 4motion / 2.0 GTD / 2.0 R 360S 4motion / 2.0 R 4motion (228/213 kW) / 2.0 TDI / 2.0 TDI 4motion  | | 570 901 076 | | | | | |
| GOLF ALLTRACK (BA5, BV5) | 14 → | | | | | | |
| 1.6 TDI 4motion  | | 570 901 076 | | | 570 500 076 | | |
| 1.8 TSI 4motion / 2.0 TDI 4motion  | | 570 901 076 | | | | | |
| GOLF SPORTSVAN (AM1) | 14 → | | | | | | |
| 1.0 TSI / 1.2 TSI (63 kW)  | | 560 901 068 | | | 560 500 064 | | |
| 1.2 TSI (81 kW) / 1.4 TSI / 1.4 TSI MultiFuel / 1.6 / 1.6 TDI (85 kW)  | | 570 901 076 | | | 570 500 076 | | |
| 1.6 TDI (81 kW) / 2.0 TDI  | | 570 901 076 | | | | | |
| GOLF PLUS (5M1, 521) | 04 - 13 | | | | | | |
| 1.2 TSI (63 kW) / 1.6 BiFuel *  | | 560 901 068 | 554 400 053 | | | 552 400 047 | |
| 1.2 TSI (77 kW) *  | | 560 901 068 | 554 400 053 | | 560 500 064 | 552 400 047 | |
| 1.4 16V / 1.4 FSI / 1.4 TSI (118/103 kW) | | | 554 400 053 | | | | |
| 1.4 TSI (125 kW) * | | | 554 400 053 | | | 574 012 068 | |
| 1.4 TSI (90 kW) *  | | 560 901 068 | 554 400 053 | | | | |
| 1.6 / 1.6 FSI / 1.6 MultiFuel / 2.0 FSI | | | 563 400 061 | | | 560 408 054 | |
| 1.6 TDI *  | | 570 901 076 | 563 400 061 | | | 560 408 054 | |
| 1.9 TDI / 2.0 TDI (103/96 kW) | | | 577 400 078 | | | 574 012 068 | |
| 2.0 TDI (100 kW) / 2.0 TDI 16V  | | 570 901 076 | 577 400 078 | | | 574 012 068 | |
| 2.0 TDI (81 kW)  | | 570 901 076 | | | | 574 012 068 560 408 054 | |
| ILTIS (183) | 79 - 88 | | | | | | |
| 1.6 TD | | 595 901 085 | 600 402 083 | | | 595 402 080 | |
| 1.7 | | | 563 400 061 | | | 560 408 054 | |
| JETTA I (16) | 78 - 87 | | | | | | |
| 1.1 / 1.3 / 1.5 * | | | 554 400 053 552 401 052 | | | 544 402 044 | 541 400 036 |
| 1.6 / 1.6 GLI / 1.8 | | | 563 400 061 | | | 560 408 054 | |
| 1.6 D / 1.6 TD | | | 577 400 078 | | | 574 012 068 | |
| JETTA II (19E, 1G2, 165) | 83 - 92 | | | | | | |
| 1.3 / 1.3 Cat / 1.6 * | | | 554 400 053 552 401 052 | | | 544 402 044 | 541 400 036 |

 FOR CARS WITH START/STOP (MUST REPLACE AGM WITH AGM, EFB WITH EFB)
* PLEASE CHECK AS MORE THAN ONE DIFFERENT SIZE BATTERIES CAN BE FITTED DEPENDING ON:
- ELECTRICAL OPTIONS
- CLIMATE REGION
- BUILD OE

















VW


|  |  | SILVER dynamic | | | BLUE dynamic | | BLACK dynamic |
|--|---|----------------|---|-----|--------------|----------------------------|----------------------------|
| | | AGM | SLI | Aux | EFB | SLI | SLI |
| VW | | | | | | | |
| JETTA II (19E, 1G2, 165) | 83 - 92 | | | | | | |
| 1.6 D / 1.6 TD | | | 577 400 078 | | | 574 012 068 | |
| 1.8 / 1.8 16V / 1.8 Cat / 1.8 Syncro | | | 563 400 061 | | | 574 012 068 560 408 054 | |
| JETTA III (1K2) | 04 - 10 | | | | | | |
| 1.4 TSI (103 kW) | | | 554 400 053 | | | | |
| 1.4 TSI (118 kW) / 1.9 TDI / 2.0 TDI / 2.0 TDI 16V | | | 577 400 078 | | | 574 012 068 | |
| 1.6 / 1.6 FSI / 1.6 MultiFuel / 1.6 TDI / 2.0 FSI / 2.0 TFSI / 2.5 / 2.5 | | | 563 400 061 | | | 560 408 054 | |
| JETTA IV (162, 163) | 09 → | | | | | | |
| 1.2 TSI / 1.4 TSI Hybrid / 1.6 TDI *  | | 570 901 076 | 563 400 061 | | 570 500 076 | 560 408 054 | |
| 1.2 TSI 16V / 1.4 TSI (92 kW)  | | 560 901 068 | | | 560 500 064 | | |
| 1.4 TSI (118 kW) / 2.0 TDI (103 kW) / 2.5 | | | 577 400 078 | | | 574 012 068 | |
| 1.4 TSI (90 kW) / 1.6 (77 kW) / 2.0 / 2.0 TSI (155 kW) | | | 563 400 061 | | | 560 408 054 | |
| 1.4 TSI (110 kW) / 1.8 TSI  | | 570 901 076 | | | 570 500 076 | | |
| 1.6 (63 kW)  | | 560 901 068 | 563 400 061 | | 560 500 064 | 560 408 054 | |
| 2.0 TDI (81 kW)  | | 570 901 076 | 577 400 078 | | | 574 012 068 | |
| 2.0 TDI (110 kW)  | | 570 901 076 | | | | | |
| 2.0 TSI (147 kW) | | | 554 400 053 | | | | |
| KAEFER | 47 - 03 | | | | | | |
| 1200 1.2 / 1600 i / 1600 * | | | 554 400 053 552 401 052 | | | 544 402 044 | 541 400 036 |
| KAEFER Convertible (15) | 49 - 81 | | | | | | |
| 1303 1.3 * | | | 554 400 053 552 401 052 | | | 544 402 044 | 541 400 036 |
| LUPO (6X1, 6E1) | 98 - 05 | | | | | | |
| 1.0 / 1.4 16V | | | 554 400 053 | | | 552 400 047 | |
| 1.2 TDI 3L / 1.4 / 1.4 FSI / 1.4 TDI / 1.7 SDI | | | 563 400 061 | | | 560 408 054 | |
| 1.6 GTI | | | 563 400 061 | | | 572 409 068 560 408 054 | |
| NEW BEETLE (9C1, 1C1) | 98 - 10 | | | | | | |
| 1.4 / 1.6 / 1.8 T / 2.0 / RSI 3.2 4motion | | | 563 400 061 | | | 560 408 054 | |
| 1.9 TDI / 2.3 V5 / 2.5 | | | 577 400 078 | | | 574 012 068 | |
| NEW BEETLE Convertible (1Y7) | 02 - 11 | | | | | | |
| 1.4 / 1.6 / 1.8 T / 2.0 | | | 563 400 061 | | | 560 408 054 | |
| 1.9 TDI | | | 577 400 078 | | | 574 012 068 | |
| 2.5 | | | 563 400 061 | | | 574 012 068 560 408 054 | |
| PASSAT (32B) | 79 - 89 | | | | | | |
| 1.3 / 1.6 * | | | 554 400 053 552 401 052 | | | 544 402 044 | 541 400 036 |
| 1.6 D / 1.6 TD | | | 563 400 061 | | | 574 012 068 560 408 054 | |
| 1.8 / 1.9 / 2.0 / 2.1 / 2.2 * | | | 561 400 060 554 400 053 552 401 052 | | | 544 402 044 | |
| PASSAT Saloon (32B) | 84 - 89 | | | | | | |
| 1.6 / 1.8 * | | | 561 400 060 554 400 053 552 401 052 | | | 544 402 044 | |
| 1.6 TD | | | 577 400 078 | | | 574 012 068 | |
| 2.0 / 2.2 | | | 563 400 061 | | | 560 408 054 | |
| PASSAT Variant (33B) | 80 - 89 | | | | | | |
| 1.3 / 1.6 * | | | 554 400 053 552 401 052 | | | 544 402 044 | 541 400 036 |
| 1.6 D / 1.6 TD | | | 577 400 078 | | | 574 012 068 | |
| 1.8 / 1.8 Syncro * | | | 561 400 060 554 400 053 552 401 052 | | | 544 402 044 | |
| 1.9 / 2.0 / 2.0 Syncro / 2.1 / 2.2 / 2.2 Syncro | | | 563 400 061 | | | 560 408 054 | |
| PASSAT (3A2, 35I) | 88 - 97 | | | | | | |
| 1.6 / 1.8 / 1.8 16V / 1.8 GL / 2.0 / 2.0 16V (100 kW) | | | 563 400 061 | | | 560 408 054 | 556 400 048 |
| 1.6 TD / 1.8 G60 Syncro / 1.9 D / 1.9 TD / 1.9 TDI / 2.0 16V (110 kW) / 2.0 Syncro / 2.8 VR6 | | | 577 400 078 | | | 574 012 068 | 570 409 064 |
| PASSAT Variant (3A5, 35I) | 88 - 97 | | | | | | |
| 1.6 * | | | 554 400 053 552 401 052 | | | 544 402 044 | 541 400 036 |
| 1.6 TD * | | | 563 400 061 | | | 560 408 054 | 570 409 064 |
| 1.8 / 1.8 16V / 1.8 G60 Syncro / 1.9 D / 1.9 TD / 1.9 TDI | | | | | | 560 408 054 | 570 409 064 556 400 048 |
| 2.0 / 2.0 16V / 2.0 Syncro | | | 574 402 075 | | | 572 409 068 | 570 144 064 |
| 2.8 VR6 / 2.9 VR6 Syncro * | | | 600 402 083 | | | 572 409 068 | 570 144 064 |



 FOR CARS WITH START/STOP (MUST REPLACE AGM WITH AGM, EFB WITH EFB)
























* PLEASE CHECK AS MORE THAN ONE DIFFERENT SIZE BATTERIES CAN BE FITTED DEPENDING ON: - ELECTRICAL OPTIONS
- CLIMATE REGION
- BUILD OE

|  |  | SILVER dynamic | | | BLUE dynamic | | BLACK dynamic |
|---|---|----------------------------|-------------|-----|--------------|----------------------------|---------------|
| | | AGM | SLI | Aux | EFB | SLI | SLI |
| VW | | | | | | | |
| PASSAT (3B2) | 96 - 01 | | | | | | |
| 1.6 / 1.8 / 1.8 Syncro/4motion / 1.8 T / 1.8 T / 1.9 TDI (74 kW) / 2.8 Syncro | | | 563 400 061 | | | 560 408 054 | |
| 1.9 TDI (66 kW) / 1.9 TDI 4motion / 1.9 TDI Syncro/4motion / 2.0 / 2.0 4motion / 2.3 VR5 / 2.3 VR5 Syncro/4motion / 2.8 V6 / 2.8 V6 / 2.8 V6 Syncro/4motion | | | 577 400 078 | | | 574 012 068 | |
| 2.5 TDI / 2.5 TDI Syncro/4motion | | | 577 400 078 | | | 580 400 074 574 012 068 | |
| PASSAT Variant (3B5) | 97 - 01 | | | | | | |
| 1.6 | | | 554 400 053 | | | 560 408 054 552 400 047 | |
| 1.8 / 1.8 Syncro/4motion / 1.8 T / 1.8 T | | | 563 400 061 | | | 560 408 054 | |
| 1.9 TDI / 1.9 TDI 4motion / 1.9 TDI Syncro/4motion / 2.0 / 2.0 4motion / 2.3 VR5 / 2.3 VR5 Syncro/4motion / 2.8 V6 / 2.8 V6 Syncro/4motion | | | 577 400 078 | | | 574 012 068 | |
| 2.5 TDI / 2.5 TDI Syncro/4motion | | | 585 400 080 | | | 580 400 074 | |
| PASSAT (3B3) | 00 - 05 | | | | | | |
| 1.6 | | | 554 400 053 | | | 552 400 047 | |
| 1.8 T / 1.8 T 20V / 1.8 T 4motion / 1.9 TDI / 1.9 TDI 4motion / 2.0 / 2.0 4motion | | | 563 400 061 | | | 560 408 054 | |
| 2.0 TDI / 2.3 V5 / 2.3 V5 4motion / 2.8 4motion | | | 577 400 078 | | | 574 012 068 | |
| 2.5 TDI (110 kW) / 2.5 TDI 4motion (110 kW) | | | 577 400 078 | | | 580 400 074 574 012 068 | |
| 2.5 TDI (120 kW) / 2.5 TDI 4motion (132 kW) / 4.0 W8 4motion | | | 585 400 080 | | | 580 400 074 | |
| PASSAT Variant (3B6) | 00 - 05 | | | | | | |
| 1.6 | | | 554 400 053 | | | 560 408 054 552 400 047 | |
| 1.8 T | | | 563 400 061 | | | 574 012 068 560 408 054 | |
| 1.8 T 20V / 2.0 / 2.0 4motion | | | 563 400 061 | | | 560 408 054 | |
| 1.9 TDI / 1.9 TDI 4motion / 2.0 TDI / 2.3 VR5 / 2.3 VR5 4motion / 2.8 4motion / 4.0 W8 4motion | | | 577 400 078 | | | 574 012 068 | |
| 2.5 TDI / 2.5 TDI 4motion | | | 585 400 080 | | | 580 400 074 | |
| PASSAT (3C2) | 05 - 10 | | | | | | |
| 1.4 TSI / 1.4 TSI EcoFuel *  | | 570 901 076 | 563 400 061 | | | 560 408 054 | |
| 1.6 / 1.6 FSI / 1.8 TSI / 2.0 FSI / 2.0 FSI 4motion | | | 563 400 061 | | | 560 408 054 | |
| 1.6 TDI *  | | 595 901 085 570 901 076 | | | | | |
| 1.9 TDI / 2.0 BlueTDI / 2.0 TDI (125/81 kW) / 2.0 TDI 16V / 2.0 TDI 16V 4motion  | | 570 901 076 | 577 400 078 | | | 574 012 068 | |
| 2.0 TDI (103 kW) / 2.0 TDI 4motion / 3.2 FSI 4motion / 3.6 R36 4motion | | | 577 400 078 | | | 574 012 068 | |
| PASSAT Variant (3C5) | 05 - 11 | | | | | | |
| 1.4 TSI *  | | 570 901 076 | 554 400 053 | | | 552 400 047 | |
| 1.4 TSI EcoFuel * | | 570 901 076 | 563 400 061 | | | 560 408 054 | |
| 1.6 | | | 554 400 053 | | | 560 408 054 552 400 047 | |
| 1.6 FSI | | | 554 400 053 | | | 552 400 047 | |
| 1.6 TDI *  | | 595 901 085 570 901 076 | | | | | |
| 1.8 TSI / 2.0 FSI (110/147 kW) / 2.0 FSI 4motion | | | 563 400 061 | | | 560 408 054 | |
| 1.9 TDI / 2.0 TDI (120/90/100/88/103 kW) / 2.0 TDI 4motion / 3.2 FSI 4motion / 3.2 FSI 4motion / 3.6 R36 4motion | | | 577 400 078 | | | 574 012 068 | |
| 2.0 BlueTDI / 2.0 TDI (125/81 kW) / 2.0 TDI 16V / 2.0 TDI 16V 4motion  | | 570 901 076 | 577 400 078 | | | 574 012 068 | |
| 2.0 FSI (125 kW) | | | 563 400 061 | | | 574 012 068 560 408 054 | |
| PASSAT CC (357) | 08 - 12 | | | | | | |
| 1.4 TSI MultiFuel / 1.8 TSI (112 kW) | | 570 901 076 | | | 570 500 076 | | |
| 1.8 TSI (118 kW) *  | | 570 901 076 | 563 400 061 | | | 574 012 068 560 408 054 | |
| 2.0 BlueTDI / 2.0 TDI / 2.0 TDI 4motion  | | 570 901 076 | 577 400 078 | | | 574 012 068 | |
| 2.0 TSI (155 kW)  | | 570 901 076 | | | | | |
| 2.0 TSI (147 kW) *  | | 570 901 076 | 563 400 061 | | | 560 408 054 | |
| 3.6 FSI 4motion | | | 577 400 078 | | | 574 012 068 | |
| PASSAT (362) | 10 - 14 | | | | | | |
| 1.4 TSI / 1.4 TSI MultiFuel *  | | 595 901 085 570 901 076 | | | 570 500 076 | | |
| 1.4 TSI EcoFuel / 1.8 TSI / 2.0 TSI / 2.0 TSI *  | | 595 901 085 570 901 076 | 563 400 061 | | | 560 408 054 | |
| 1.6 TDI / 2.0 TDI / 2.0 TDI 4motion *  | | 595 901 085 570 901 076 | | | | | |
| 3.6 FSI 4motion | | 570 901 076 | 577 400 078 | | | 574 012 068 | |
| PASSAT Variant (365) | 10 - 14 | | | | | | |
| 1.4 TSI / 1.4 TSI MultiFuel *  | | 595 901 085 570 901 076 | | | 570 500 076 | | |


 FOR CARS WITH START/STOP (MUST REPLACE AGM WITH AGM, EFB WITH EFB)
 * PLEASE CHECK AS MORE THAN ONE DIFFERENT SIZE BATTERIES CAN BE FITTED DEPENDING ON: - ELECTRICAL OPTIONS
 - CLIMATE REGION
 - BUILD OE



















V

VW

|   |  | SILVER dynamic | | | BLUE dynamic | | BLACK dynamic |
|--|---|----------------------------|---|-----|--------------|----------------------------|---------------|
| | | AGM | SLI | Aux | EFB | SLI | SLI |
| VW | | | | | | | |
| PASSAT Variant (365) | 10 - 14 | | | | | | |
| 1.4 TSI EcoFuel *  | | 595 901 085 570 901 076 | 563 400 061 | | | 560 408 054 | |
| 1.6 TDI / 2.0 TDI / 2.0 TDI 4motion *  | | 595 901 085 570 901 076 | | | | | |
| 1.8 TSI (118 kW) / 2.0 TSI / 2.0 TSI *  | | 595 901 085 570 901 076 | 577 400 078 | | | 574 012 068 | |
| 1.8 TSI (112 kW) *  | | 595 901 085 570 901 076 | 563 400 061 | | 570 500 076 | 560 408 054 | |
| 3.6 FSI 4motion | | 570 901 076 | 577 400 078 | | | 574 012 068 | |
| PASSAT ALLTRACK (365) | 12 - 14 | | | | | | |
| 1.8 TSI (112 kW) / 2.0 TSI 4motion *  | | 570 901 076 | 563 400 061 | | 570 500 076 | 560 408 054 | |
| 1.8 TSI (118 kW) | | | 563 400 061 | | | 560 408 054 | |
| 2.0 TDI / 2.0 TDI 4motion  | | 570 901 076 | | | | | |
| CC (358) | 11 - 16 | | | | | | |
| 1.4 TSI / 2.0 TSI (147 kW)  | | 570 901 076 | | | 570 500 076 | | |
| 1.4 TSI MultiFuel / 1.8 TSI / 2.0 TDI / 2.0 TDI 4motion / 2.0 TSI (155 kW) / 3.6 FSI 4motion  | | 570 901 076 | | | | | |
| PASSAT (3G2) | 14 → | | | | | | |
| 1.4 GTE Hybrid *  | | 570 901 076 560 901 068 | | | 570 500 076 | | |
| 1.4 TSI (110 kW) / 1.4 TSI 4motion  | | 560 901 068 | | | | | |
| 1.4 TSI (92 kW)  | | 560 901 068 | | | 560 500 064 | | |
| 1.6 TDI / 2.0 TDI / 2.0 TDI 4motion *  | | 595 901 085 570 901 076 | | | | | |
| 1.8 TSI / 2.0 TSI / 2.0 TSI 4motion / 2.0 TSI *  | | 595 901 085 570 901 076 | | | 570 500 076 | | |
| PASSAT Variant (3G5) | 14 → | | | | | | |
| 1.4 GTE Hybrid *  | | 570 901 076 560 901 068 | | | 570 500 076 | | |
| 1.4 TSI (110 kW) / 1.4 TSI 4motion  | | 560 901 068 | | | | | |
| 1.4 TSI (92 kW)  | | 560 901 068 | | | 560 500 064 | | |
| 1.6 TDI / 2.0 TDI / 2.0 TDI 4motion *  | | 595 901 085 570 901 076 | | | | | |
| 1.8 TSI / 2.0 TSI / 2.0 TSI 4motion / 2.0 TSI *  | | 595 901 085 570 901 076 | | | 570 500 076 | | |
| PASSAT ALLTRACK (3G5) | 15 → | | | | | | |
| 1.4 TSI 4motion  | | 560 901 068 | | | | | |
| 2.0 TDI 4motion (110 kW) *  | | 595 901 085 570 901 076 | | | | | |
| 2.0 TDI 4motion (135 kW) / 2.0 TSI 4motion / 2.0 TSI 4motion | | 570 901 076 | | | 570 500 076 | | |
| PHAETON (3D1, 3D2, 3D3, 3D4, 3D6, 3D7, 3D8, 3D9) | 02 - 16 | | | | | | |
| 3.0 V6 TDI 4motion / 3.2 V6 / 3.2 V6 4motion / 3.6 V6 4motion / 4.2 V8 4motion / 5.0 V10 TDI 4motion / 6.0 W12 4motion * | | 595 901 085 | | | | 560 408 054 | |
| POLO (86) | 75 - 81 | | | | | | |
| 0.8 / 0.9 / 1.1 / 1.3 * | | | 554 400 053 552 401 052 | | | 544 402 044 | 541 400 036 |
| POLO (86C, 80) | 81 - 94 | | | | | | |
| 0.9 / 1.0 / 1.0 Cat / 1.1 / 1.3 / 1.3 Cat * | | | 554 400 053 552 401 052 | | | 544 402 044 | 541 400 036 |
| 1.3 D / 1.4 D * | | | 561 400 060 554 400 053 552 401 052 | | | 544 402 044 | |
| POLO CLASSIC (86C, 80) | 85 - 94 | | | | | | |
| 1.0 (29 kW) * | | | 561 400 060 | | | 544 402 044 | 541 400 036 |
| 1.0 (33 kW) / 1.3 / 1.3 Cat * | | | 554 400 053 552 401 052 | | | 544 402 044 | 541 400 036 |
| 1.3 D / 1.4 D | | | 561 400 060 | | | 560 409 054 | |
| POLO Coupe (86C, 80) | 81 - 94 | | | | | | |
| 1.0 / 1.0 Cat / 1.1 / 1.3 / 1.3 Cat * | | | 554 400 053 552 401 052 | | | 544 402 044 | 541 400 036 |
| 1.3 D | | | 561 400 060 | | | 560 409 054 | |
| 1.3 G40 * | | | 561 400 060 554 400 053 552 401 052 | | | 544 402 044 | |
| 1.4 D | | | 563 400 061 | | | 560 408 054 | |
| POLO Box (86CF) | 92 - 94 | | | | | | |
| 1.0 / 1.3 * | | | 554 400 053 552 401 052 | | | 544 402 044 | 541 400 036 |
| 1.4 D | | | 563 400 061 | | | 574 012 068 560 408 054 | |
| POLO (6N1) | 94 - 99 | | | | | | |
| 100 1.4 16V | | | 554 400 053 | | | 552 400 047 | |
| 120 1.6 16V GTI / 45 1.0 / 50 1.0 / 55 1.3 / 55 1.4 / 60 1.4 / 75 1.6 | | | 554 400 053 | | | 552 400 047 | 545 412 040 |

















































 FOR CARS WITH START/STOP (MUST REPLACE AGM WITH AGM, EFB WITH EFB)
 * PLEASE CHECK AS MORE THAN ONE DIFFERENT SIZE BATTERIES CAN BE FITTED DEPENDING ON: - ELECTRICAL OPTIONS
 - CLIMATE REGION
 - BUILD OE


|   |  | SILVER <i>dynamic</i> | | | BLUE <i>dynamic</i> | | BLACK <i>dynamic</i> |
|---|---|--------------------------|---|-------------|------------------------|----------------------------|-------------------------|
| | | AGM | SLI | Aux | EFB | SLI | SLI |
| VW | | | | | | | |
| POLO (6N1) | 94 - 99 | | | | | | |
| 1.7 SDI / 60 1.7 SDI / 64 1.9 D / 64 1.9 SDI | | | 563 400 061 | | | 560 408 054 | 556 400 048 |
| POLO Van Box Body / Hatchback (6N1) | 94 - 99 | | | | | | |
| 1.0 * | | | 554 400 053 552 401 052 | | | 544 402 044 | 541 400 036 |
| 1.4 | | | 554 400 053 | | | 552 400 047 | 545 412 040 |
| 1.7 SDI / 1.9 D / 1.9 SDI | | | 563 400 061 | | | 574 012 068 560 408 054 | |
| POLO CLASSIC (6V2) | 95 - 09 | | | | | | |
| 100 1.6 / 60 1.4 / 75 1.6 (55/55 kW) / 75 1.4 16V / 75 1.6 (55/55 kW) / 90 1.8 / 90 1.8 | | | 554 400 053 | | | 552 400 047 | |
| 110 1.9 TDI / 1.9 SDI / 57 1.7 SDI / 68 1.9 SDI / 90 1.9 TDI | | | 563 400 061 | | | 560 408 054 | |
| 54 1.4 / 75 1.6 (55 kW) | | | 554 400 053 | | | 552 400 047 | 545 412 040 |
| 64 1.9 SDI | | | 563 400 061 | | | 560 408 054 | 556 400 048 |
| POLO Variant (6V5) | 97 - 01 | | | | | | |
| 1.4 / 1.4 16V / 1.6 | | | 554 400 053 | | | 552 400 047 | |
| 1.7 SDI / 1.9 SDI / 1.9 TDI | | | 563 400 061 | | | 574 012 068 560 408 054 | |
| 1.8 | | | 563 400 061 | | | 560 408 054 | |
| POLO (6N2) | 99 - 01 | | | | | | |
| 1.0 / 1.4 / 1.4 16V / 1.6 16V GTI | | | 554 400 053 | | | 552 400 047 | |
| 1.4 TDI / 1.7 SDI / 1.9 D / 1.9 SDI | | | 563 400 061 | | | 560 408 054 | |
| POLO (9N_) | 01 - 12 | | | | | | |
| 1.2 / 1.2 12V / 1.4 16V (59 kW) / 1.6 16V | | | 554 400 053 | | | 552 400 047 | |
| 1.4 / 1.4 16V (55/74 kW) / 1.4 FSI / 1.4 TDI / 1.8 GTI / 1.8 GTI Cup Edition / 1.9 SDI | | | 563 400 061 | | | 560 408 054 | |
| 1.9 TDI (74 kW) | | | 563 400 061 | | | 574 012 068 560 408 054 | |
| 1.9 TDI (96 kW) | | | 577 400 078 | | | 574 012 068 | |
| POLO Saloon (9A4, 9A2, 9N2) | 02 → | | | | | | |
| 1.4 (55 kW) / 1.9 SDI | | | 563 400 061 | | | 560 408 054 | |
| 1.4 (74 kW) | | | 577 400 078 | | | 574 012 068 | |
| 1.4 TDI / 1.9 TDi | | | 563 400 061 | | | 574 012 068 560 408 054 | |
| 1.6 | | | 554 400 053 | | | 552 400 047 | |
| POLO (6R1, 6C1) | 09 → | | | | | | |
| 1.0 *  | | | 560 901 068 | | | 560 500 064 | 544 401 042 |
| 1.0 TSI / 1.2 TSI (81 kW) / 1.2 TSI 16V / 1.4 TSI (103 kW)  | | | 560 901 068 | | | 560 500 064 | |
| 1.2 / 1.2 TSI (77 kW) / 1.4 BiFuel *  | | | 570 901 076 560 901 068 | 554 400 053 | | 570 500 076 | 552 400 047 |
| 1.2 TDI / 1.6 BiFuel / 1.6 TDI *  | | | 570 901 076 560 901 068 | 563 400 061 | | 570 500 076 | 560 408 054 |
| 1.2 TSI (66 kW) *  | | | 560 901 068 | 554 400 053 | | 560 500 064 | 552 400 047 |
| 1.4 / 1.6 (66/77/63 kW) / 2.0 R WRC | | | | 554 400 053 | | | 552 400 047 |
| 1.4 GTI | | | | 563 400 061 | | | 560 408 054 |
| 1.4 TDI / 1.8 GTI  | | | 570 901 076 | | | 570 500 076 | |
| 1.4 TSI (110 kW) / 1.8 GTI 230 *  | | | 570 901 076 560 901 068 | | | | |
| 1.6 (81 kW) *  | | | 570 901 076 560 901 068 | 554 400 053 | | | 552 400 047 |
| POLO Saloon (602, 604, 612, 614) | 09 → | | | | | | |
| 1.6 | | | 554 400 053 | | | 552 400 047 | |
| POLO Van (6R) | 14 → | | | | | | |
| 1.0 *  | | | 560 901 068 | | | 560 500 064 | 544 401 042 |
| 1.0 TSI / 1.2 TSI  | | | 560 901 068 | | | 560 500 064 | |
| 1.4 TDI  | | | 570 901 076 | 577 400 078 | | 570 500 076 | 574 012 068 |
| 1.4 TSI  | | | 570 901 076 | | | | |
| SANTANA (32B) | 81 - 85 | | | | | | |
| 1.3 / 1.6 | | | 561 400 060 | | | 560 409 054 544 402 044 | |
| 1.6 D / 1.6 TD | | | | | | 572 409 068 | 570 144 064 |
| 1.8 / 1.9 / 2.0 / 2.1 | | | 561 400 060 | | | 560 409 054 | |
| SCIROCCO (53B) | 80 - 92 | | | | | | |
| 1.3 / 1.5 / 1.6 / 1.8 / 1.8 16V * | | | 561 400 060 554 400 053 552 401 052 | | | 544 402 044 | |
| SCIROCCO (137, 138) | 08 - 17 | | | | | | |
| 1.4 TSI (118 kW) / 2.0 R (206/188 kW) / 2.0 TSI (155 kW) *  | | | 570 901 076 | 563 400 061 | | 570 500 076 | 560 408 054 |
| 1.4 TSI (92 kW)  | | | 560 901 068 | | | 560 500 064 | |
| 1.4 TSI (110 kW) / 2.0 TDI (130/135/110 kW)  | | | 570 901 076 | | | | |
| 2.0 R (195 kW) | | | | 563 400 061 | | | 560 408 054 |

 FOR CARS WITH START/STOP (MUST REPLACE AGM WITH AGM, EFB WITH EFB)

* PLEASE CHECK AS MORE THAN ONE DIFFERENT SIZE BATTERIES CAN BE FITTED DEPENDING ON:
- ELECTRICAL OPTIONS
- CLIMATE REGION
- BUILD OE



|  |  | SILVER dynamic | | | BLUE dynamic | | BLACK dynamic |
|---|---|---|----------------------------|-----|----------------------------|----------------------------|---------------|
| | | AGM | SLI | Aux | EFB | SLI | SLI |
| VW | | | | | | | |
| SCIROCCO (137, 138) | 08 - 17 | | | | | | |
| 2.0 TDI (100 kW) *  | | 570 901 076 | 563 400 061 | | | 560 408 054 | |
| 2.0 TDI (103 kW)  | | 570 901 076 | 577 400 078 | | | 574 012 068 | |
| 2.0 TDI (125 kW) / 2.0 TSI (147 kW) | | | 577 400 078 | | | 574 012 068 | |
| 2.0 TSI (132 kW)  | | 570 901 076 | | | 570 500 076 | | |
| SHARAN (7M8, 7M9, 7M6) | 95 - 10 | | | | | | |
| 1.8 T 20V / 2.0 / 2.0 16V / 2.0 LPG | | | 563 400 061 | | | 560 408 054 | |
| 1.9 TDI (66 kW) | | | 600 402 083 | | | 595 402 080 | |
| 1.9 TDI (85 kW) / 1.9 TDI 4motion | | | 577 400 078 | | | 595 402 080 574 012 068 | |
| 1.9 TDI (96 kW) / 2.0 TDI | | | 577 400 078 | | | 580 400 074 574 012 068 | |
| 2.8 V6 24V / 2.8 V6 24V 4motion / 2.8 VR6 / 2.8 VR6 Syncro | | | 577 400 078 | | | 574 012 068 | |
| SHARAN (7N1, 7N2) | 10 → | | | | | | |
| 1.4 TSI (110 kW) / 2.0 TDI (100/85/130/103/125 kW) / 2.0 TDI 4motion (103 kW) *  | | 580 901 080 570 901 076 | | | | | |
| 1.4 TSI (110 kW)  | | 570 901 076 | | | 570 500 076 | | |
| 2.0 TDI (110 kW) / 2.0 TDI 4motion (110 kW) / 2.0 TSI (162 kW)  | | 580 901 080 | | | 580 500 080 570 500 076 | | |
| 2.0 TSI (147 kW) | | | 577 400 078 | | | 574 012 068 | |
| TARO | 89 - 97 | | | | | | |
| 1.8 / 2.2 / 2.4 i 4x4 | | | | | | 560 411 054 | |
| 2.4 D / 2.4 D 4x4 | | | | | | 570 413 063 | |
| TIGUAN (5N_) | 07 → | | | | | | |
| 1.4 TSI (118 kW) / 1.4 TSI 4motion (118 kW)  | | 570 901 076 | | | 570 500 076 | | |
| 1.4 TSI (110 kW) / 1.4 TSI 4motion (110 kW) *  | | 570 901 076 | 563 400 061 | | | 560 408 054 | |
| 1.4 TSI (92 kW) *  | | | | | 570 500 076 560 500 064 | | |
| 2.0 TDI (103 kW) / 2.0 TDI 4motion (125/100 kW)  | | 570 901 076 | 577 400 078 | | | 574 012 068 | |
| 2.0 TDI (81 kW) / 2.0 TDI 4motion (110/135/130 kW)  | | 570 901 076 | | | | | |
| 2.0 TDI 4motion (120 kW) / 2.0 TFSI 4motion (147 kW) | | | 577 400 078 | | | 574 012 068 | |
| 2.0 TDI 4motion (103 kW) *  | | 570 901 076 | 563 400 061 | | | 574 012 068 | |
| 2.0 TFSI 4motion (125 kW) | | | 563 400 061 | | | 560 408 054 | |
| 2.0 TSI 4motion *  | | 570 901 076 | 563 400 061 | | 570 500 076 | 560 408 054 | |
| TIGUAN (AD1) | 16 → | | | | | | |
| 1.4 TSI / 1.4 TSI 4motion *  | | | | | 570 500 076 560 500 064 | | |
| 1.6 TDI / 2.0 TDI (85 kW) / 2.0 TDI 4motion (140/176/110 kW) *  | | 580 901 080 570 901 076 | | | | | |
| 2.0 TDI (81 kW) / 2.0 TDI 4motion (130/105 kW)  | | 570 901 076 | | | 570 500 076 | | |
| 2.0 TSI 4motion *  | | 580 901 080 570 901 076 | | | 570 500 076 | | |
| TOUAREG (7LA, 7L6, 7L7) | 02 - 13 | | | | | | |
| 2.5 R5 TDI / 3.2 V6 (177 kW) | | 580 901 080 | 600 402 083 585 400 080 | | | | |
| 3.0 TDI / 3.0 V6 TDI / 3.6 V6 FSI / 4.2 V8 / 4.2 V8 FSI / 5.0 R50 TDI / 5.0 V10 TDI / 6.0 W12 | | | 595 901 085 600 402 083 | | | | |
| 3.2 V6 (162 kW) | | 570 901 076 | 577 400 078 | | | | |
| TOUAREG (7P5, 7P6) | 10 - 18 | | | | | | |
| 3.0 V6 TDI / 3.0 V6 TSI / 3.6 V6 FSI (206 kW) / 4.2 V8 TDI *  | | 605 901 095 595 901 085 | | | | | |
| 3.0 V6 TSI Hybrid *  | | 605 901 095 595 901 085 570 901 076 | 577 400 078 | | | | |
| 3.6 V6 FSI (183 kW) *  | | 605 901 095 595 901 085 | 600 402 083 | | | | |
| 4.2 V8 FSI | | | 600 402 083 | | | 595 402 080 | |
| TOURAN (1T1, 1T2) | 03 - 10 | | | | | | |
| 1.4 FSI / 1.4 TSI / 1.6 / 1.6 FSI / 2.0 EcoFuel / 2.0 FSI | | | 563 400 061 | | | 560 408 054 | |
| 1.4 TSI EcoFuel | | | 554 400 053 | | | 552 400 047 | |
| 1.9 TDI / 2.0 TDI / 2.0 TDI 16V | | | 577 400 078 | | | 574 012 068 | |
| TOURAN (1T3) | 10 - 15 | | | | | | |
| 1.2 TSI *  | | 570 901 076 | 563 400 061 | | 570 500 076 | 560 408 054 | |
| 1.4 TSI / 1.4 TSI EcoFuel | | | 554 400 053 | | | 560 408 054 552 400 047 | |
| 1.6 TDI *  | | 570 901 076 | 563 400 061 | | | 560 408 054 | |
| 2.0 TDI (81 kW)  | | 570 901 076 | 577 400 078 | | | 574 012 068 | |
| 2.0 TDI (130 kW)  | | 570 901 076 | | | | | |
| TOURAN (5T1) | 15 → | | | | | | |
| 1.2 TSI  | | | 560 901 068 | | | 560 500 064 | |
| 1.4 TSI / 1.6 TDI / 1.8 TSI  | | | 570 901 076 | | | 570 500 076 | |
| 2.0 TDI  | | | 570 901 076 | | | | |

|   |  | SILVER dynamic | | | BLUE dynamic | | BLACK dynamic |
|---|---|----------------------------|-------------|-----|--------------|----------------------------|---------------|
| | | AGM | SLI | Aux | EFB | SLI | SLI |
| VW | | | | | | | |
| UP (121, 122, BL1, BL2) | 11 → | | | | | | |
| 1.0 / 1.0 EcoFuel *  | | 560 901 068 | | | 560 500 064 | 544 401 042 | |
| 1.0 TSI  | | 560 901 068 | | | 560 500 064 | | |
| e-Up | | | | | | 544 401 042 | |
| LOAD UP (121, 122, BL1, BL2) | 14 → | | | | | | |
| 1.0 / 1.0 EcoFuel *  | | | | | 560 500 064 | 544 401 042 | |
| e-Load Up | | | | | | 544 401 042 | |
| VENTO (1H2) | 91 - 98 | | | | | | |
| 1.4 * | | | | | | 552 400 047 544 401 042 | |
| 1.6 * | | | 563 400 061 | | | 560 408 054 | 545 412 040 |
| 1.8 / 2.0 / 2.0 GL / 2.8 VR6 * | | | | | | 574 012 068 560 408 054 | 556 400 048 |
| 1.9 D / 1.9 SDI / 1.9 TD / 1.9 TDI * | | | | | | 595 402 080 574 012 068 | 570 409 064 |
| CRAFTER 30-35 Bus (2E_) | 06 - 16 | | | | | | |
| 2.0 TDI (80 kW) *  | | 595 901 085 570 901 076 | 577 400 078 | | | 574 012 068 | |
| 2.0 TDI (105 kW) | | 570 901 076 | 577 400 078 | | | 574 012 068 | |
| 2.0 TDI 4motion | | 570 901 076 | | | | 574 012 068 | |
| 2.5 TDI | | | 577 400 078 | | | 595 402 080 574 012 068 | |
| CRAFTER 30-50 Box (2E_) | 06 - 16 | | | | | | |
| 2.0 TDI (80 kW) *  | | 595 901 085 570 901 076 | 577 400 078 | | | 574 012 068 | |
| 2.0 TDI (103 kW) *  | | 595 901 085 570 901 076 | | | | 595 402 080 574 012 068 | |
| 2.0 TDI 4motion | | 570 901 076 | 577 400 078 | | | 574 012 068 | |
| 2.5 TDI (65 kW) | | | 577 400 078 | | | 595 402 080 574 012 068 | |
| 2.5 TDI (100 kW) *  | | 595 901 085 570 901 076 | 577 400 078 | | | 595 402 080 574 012 068 | |
| CRAFTER 30-50 Platform/Chassis (2F_) | 06 - 16 | | | | | | |
| 2.0 TDI (80 kW) *  | | 595 901 085 570 901 076 | 577 400 078 | | | 574 012 068 | |
| 2.0 TDI (84 kW) *  | | 595 901 085 | 577 400 078 | | | 574 012 068 | |
| 2.0 TDI (103 kW) *  | | 595 901 085 570 901 076 | | | | 595 402 080 574 012 068 | |
| 2.0 TDI 4motion | | 570 901 076 | | | | 574 012 068 | |
| 2.5 TDI (65 kW) | | | 577 400 078 | | | 595 402 080 574 012 068 | |
| 2.5 TDI (100 kW) *  | | 595 901 085 570 901 076 | 577 400 078 | | | 595 402 080 574 012 068 | |
| CRAFTER Bus (SY_) | 16 → | | | | | | |
| 2.0 TDI *  | | 595 901 085 | | | 570 500 076 | 595 402 080 574 012 068 | |
| CRAFTER Box (SY_, SX_) | 16 → | | | | | | |
| 2.0 TDI / 2.0 TDI 4motion *  | | 595 901 085 | | | 570 500 076 | 595 402 080 574 012 068 | |
| CRAFTER Platform/Chassis (SZ_) | 16 → | | | | | | |
| 2.0 TDI *  | | 595 901 085 | | | 570 500 076 | 595 402 080 574 012 068 | |
| LT 28-35 I Bus (281-363) | 75 - 96 | | | | | | |
| 2.0 / 2.4 | | | 563 400 061 | | | 560 408 054 | 556 400 048 |
| 2.4 D / 2.4 TD * | | | | | | 595 402 080 574 012 068 | 570 409 064 |
| 2.4 i | | | | | | 574 012 068 | 570 409 064 |
| LT 28-35 I Box (281-363) | 75 - 96 | | | | | | |
| 2.0 / 2.4 / 2.4 i | | | 563 400 061 | | | 560 408 054 | 556 400 048 |
| 2.4 D / 2.4 TD / 2.4 TD Syncro * | | | | | | 595 402 080 574 012 068 | 570 409 064 |
| LT 28-35 I Platform/Chassis (281-363) | 75 - 96 | | | | | | |
| 2.0 / 2.4 / 2.4 i | | | 563 400 061 | | | 560 408 054 | 556 400 048 |
| 2.4 D / 2.4 D Syncro / 2.4 Syncro / 2.4 TD / 2.4 TD Syncro * | | | | | | 595 402 080 574 012 068 | 570 409 064 |
| LT 40-55 I Box (291-512) | 75 - 96 | | | | | | |
| 2.0 * | | | | | | 574 012 068 560 408 054 | 556 400 048 |
| 2.4 / 2.4 4WD / 2.4 D / 2.4 D 4WD / 2.4 i / 2.4 TD / 2.4 TD 4WD * | | | | | | 595 402 080 574 012 068 | 570 409 064 |
| LT 40-55 I Platform/Chassis (293-909) | 75 - 96 | | | | | | |
| 2.0 / 2.4 / 2.4 i / 2.4 Syncro * | | | | | | 574 012 068 560 408 054 | 556 400 048 |

 FOR CARS WITH START/STOP (MUST REPLACE AGM WITH AGM, EFB WITH EFB)
 * PLEASE CHECK AS MORE THAN ONE DIFFERENT SIZE BATTERIES CAN BE FITTED DEPENDING ON: - ELECTRICAL OPTIONS
 - CLIMATE REGION
 - BUILD OE

V






























VW

|  |  | SILVER dynamic | | | BLUE dynamic | | BLACK dynamic |
|---|---|----------------|-------------|-----|--------------|----------------------------|---------------|
| | | AGM | SLI | Aux | EFB | SLI | SLI |
| VW | | | | | | | |
| LT 40-55 I Platform/Chassis (293-909) | 75 - 96 | | | | | | |
| 2.4 D / 2.4 TD * | | | | | | 595 402 080 574 012 068 | 570 409 064 |
| LT 28-35 II Bus (2DB, 2DE, 2DK) | 96 - 06 | | | | | | |
| 2.3 | | | 577 400 078 | | | 574 012 068 | |
| 2.5 SDI / 2.5 TDI / 2.8 TDI | | | 600 402 083 | | | 595 402 080 | |
| LT 28-46 II Box (2DA, 2DD, 2DH) | 96 - 06 | | | | | | |
| 2.3 | | | 577 400 078 | | | 574 012 068 | |
| 2.5 SDI / 2.5 TDI (61/80/70/66 kW) / 2.8 TDI | | | 600 402 083 | | | 595 402 080 | |
| 2.5 TDI (75 kW) * | | | | | | 595 402 080 574 012 068 | 570 409 064 |
| LT 28-46 II Platform/Chassis (2DC, 2DF, 2DG, 2DL, 2DM) | 96 - 06 | | | | | | |
| 2.3 | | | 577 400 078 | | | 574 012 068 | |
| 2.5 SDI / 2.5 TDI (66/61/80/70 kW) / 2.8 TDI | | | 600 402 083 | | | 595 402 080 | |
| 2.5 TDI (75 kW) * | | | | | | 595 402 080 574 012 068 | 570 409 064 |
| TRANSPORTER III Bus | 79 - 92 | | | | | | |
| 1.6 * | | | 561 400 060 | | | 560 409 054 | 553 401 050 |
| 1.6 D / 1.6 TD / 1.6 TD Syncro / 1.7 D | | | 577 400 078 | | | 574 012 068 | 570 409 064 |
| 1.9 / 1.9 Syncro / 2.0 / 2.1 / 2.1 Cat / 2.1 i | | | 563 400 061 | | | 560 408 054 | 556 400 048 |
| 2.1 Syncro * | | | | | | 595 402 080 574 012 068 | 570 409 064 |
| TRANSPORTER III Box | 79 - 92 | | | | | | |
| 1.6 / 1.9 / 2.0 / 2.1 / 2.1 i | | | 563 400 061 | | | 560 408 054 | 556 400 048 |
| 1.6 D / 1.6 TD / 1.6 TD Syncro / 1.7 D / 1.9 Syncro | | | 577 400 078 | | | 574 012 068 | 570 409 064 |
| 2.1 Syncro * | | | | | | 595 402 080 574 012 068 | 570 409 064 |
| TRANSPORTER III Platform/Chassis | 79 - 92 | | | | | | |
| 1.6 D / 1.6 TD / 1.6 TD Syncro / 1.7 D | | | 577 400 078 | | | 574 012 068 | 570 409 064 |
| 1.9 (44 kW) / 2.0 / 2.1 / 2.1 i | | | 563 400 061 | | | 560 408 054 | 556 400 048 |
| 1.9 (61 kW) / 1.9 Syncro / 2.1 Syncro * | | | | | | 595 402 080 574 012 068 | 570 409 064 |
| TRANSPORTER IV Bus (70B, 70C, 7DB, 7DK, 70J, 70K, 7DC, 7DJ) | 90 - 03 | | | | | | |
| 1.8 | | | 563 400 061 | | | 560 408 054 | 556 400 048 |
| 1.9 D / 2.4 D (57 kW) / 2.4 D Syncro * | | | | | | 595 402 080 574 012 068 | 570 409 064 |
| 1.9 TD | | | 577 400 078 | | | 574 012 068 | |
| 2.0 | | | 563 400 061 | | | 560 408 054 | |
| 2.4 D (55 kW) | | | 600 402 083 | | | 595 402 080 574 012 068 | |
| 2.5 / 2.5 Syncro / 2.8 VR6 / 2.8 VR6 | | | 577 400 078 | | | 580 400 074 574 012 068 | |
| 2.5 TDI / 2.5 TDI Syncro | | | 600 402 083 | | | 595 402 080 580 400 074 | |
| TRANSPORTER IV Box (70A, 70H, 7DA, 7DH) | 90 - 03 | | | | | | |
| 1.9 D / 2.4 D (57 kW) * | | | | | | 595 402 080 574 012 068 | 570 409 064 |
| 1.9 TD | | | 577 400 078 | | | 574 012 068 | |
| 2.0 | | | 563 400 061 | | | 560 408 054 | |
| 2.4 D (55 kW) * | | | | | | 595 402 080 574 012 068 | |
| 2.4 D Syncro | | | 600 402 083 | | | 595 402 080 574 012 068 | |
| 2.5 / 2.5 Syncro / 2.8 VR6 | | | 577 400 078 | | | 580 400 074 574 012 068 | |
| 2.5 TDI / 2.5 TDI Syncro | | | 600 402 083 | | | 595 402 080 580 400 074 | |
| TRANSPORTER IV Platform/Chassis (70E, 70L, 70M, 7DE, 7DL, 7D) | 90 - 03 | | | | | | |
| 1.8 / 2.0 | | | 563 400 061 | | | 560 408 054 | |
| 1.9 D / 2.4 D (57 kW) / 2.4 D Syncro * | | | | | | 595 402 080 574 012 068 | 570 409 064 |
| 1.9 TD | | | 577 400 078 | | | 574 012 068 | |
| 2.4 D (55 kW) / 2.5 * | | | | | | 595 402 080 574 012 068 | |
| 2.5 Syncro | | | 577 400 078 | | | 580 400 074 574 012 068 | |
| 2.5 TDI / 2.5 TDI Syncro | | | 600 402 083 | | | 595 402 080 580 400 074 | |
| MULTIVAN V (7HM, 7HN, 7HF, 7EF, 7EM, 7EN) | 03 - 15 | | | | | | |
| 1.9 TDI (77 kW) | | | 577 400 078 | | | 574 012 068 | |
| 1.9 TDI (63 kW) * | | | | | | 574 012 068 560 408 054 | |




⚠ FOR CARS WITH START/STOP (MUST REPLACE AGM WITH AGM, EFB WITH EFB)








* PLEASE CHECK AS MORE THAN ONE DIFFERENT SIZE BATTERIES CAN BE FITTED DEPENDING ON: - ELECTRICAL OPTIONS
- CLIMATE REGION
- BUILD OE




|   |  | SILVER dynamic | | | BLUE dynamic | | BLACK dynamic |
|---|---|----------------|---|-------------|--------------|-------------|----------------------------|
| | | AGM | SLI | Aux | EFB | SLI | SLI |
| VW | | | | | | | |
| MULTIVAN V (7HM, 7HN, 7HF, 7EF, 7EM, 7EN) | | 03 - 15 | | | | | |
| 2.0 | | | | 563 400 061 | | | 560 408 054 |
| 2.0 BiTDI / 2.0 BiTDI 4motion / 2.0 TDI (62/103/75 kW) / 2.0 TDI 4motion (103 kW) *  | | | 595 901 085 580 901 080 570 901 076 | 577 400 078 | | | 574 012 068 |
| 2.0 TDI (100 kW) / 2.0 TDI 4motion (100 kW) | | | | 585 400 080 | | | 580 400 074 |
| 2.0 TDI (84 kW) *  | | | 580 901 080 570 901 076 | | | | |
| 2.0 TSI (150 kW) / 2.0 TSI 4motion *  | | | 570 901 076 | 563 400 061 | | | 560 408 054 |
| 2.0 TSI (110 kW)  | | | 595 901 085 | 600 402 083 | | | 595 402 080 |
| 2.5 TDI / 2.5 TDI 4motion | | | | 577 400 078 | | | 595 402 080 574 012 068 |
| 3.2 V6 / 3.2 V6 4motion | | | | 563 400 061 | | | 595 402 080 560 408 054 |
| TRANSPORTER V Bus (7HB, 7HJ, 7EB, 7EJ, 7EF, 7EG, 7HF, 7EC) | | 03 - 15 | | | | | |
| 1.9 TDI | | | | 577 400 078 | | | 580 400 074 574 012 068 |
| 2.0 / 2.0 TSI (150 kW) *  | | | 580 901 080 570 901 076 | 563 400 061 | | | 560 408 054 |
| 2.0 BiTDI / 2.0 BiTDI 4motion / 2.0 TDI (103 kW) / 2.0 TDI 4motion (103 kW) *  | | | 580 901 080 570 901 076 | 585 400 080 | | | 580 400 074 |
| 2.0 TDI (100 kW) / 2.0 TDI 4motion (100 kW) *  | | | 580 901 080 570 901 076 | 577 400 078 | | | 574 012 068 |
| 2.0 TDI (84 kW) *  | | | 580 901 080 570 901 076 | | | | |
| 2.0 TDI (62 kW) *  | | | 580 901 080 570 901 076 | 577 400 078 | | | 580 400 074 574 012 068 |
| 2.0 TSI (110 kW)  | | | 595 901 085 | 600 402 083 | | | 595 402 080 |
| 2.0 TSI 4motion *  | | | 570 901 076 | 563 400 061 | | | 560 408 054 |
| 2.5 TDI (96 kW) | | | | 600 402 083 | | | 595 402 080 574 012 068 |
| 2.5 TDI (128 kW) / 2.5 TDi / 2.5 TDI 4motion | | | | 600 402 083 | | | 595 402 080 |
| 3.2 V6 / 3.2 V6 4motion | | | | 577 400 078 | | | 574 012 068 |
| TRANSPORTER V Box (7HA, 7HH, 7EA, 7EH) | | 03 - 15 | | | | | |
| 1.9 TDI (63 kW) / 3.2 4motion / 3.2 V6 | | | | 577 400 078 | | | 580 400 074 574 012 068 |
| 1.9 TDI (77 kW) / 2.5 TDI / 2.5 TDI 4motion | | | | 585 400 080 | | | 580 400 074 |
| 2.0 | | | | 563 400 061 | | | 560 408 054 |
| 2.0 BiFuel / 2.0 TSI (110 kW) | | | 595 901 085 | 600 402 083 | | | 595 402 080 |
| 2.0 BiTDI / 2.0 BiTDI 4motion / 2.0 TDI (103/75 kW) / 2.0 TDI 4motion (103 kW) *  | | | 580 901 080 570 901 076 | 585 400 080 | | | 580 400 074 |
| 2.0 TDI (84 kW) *  | | | 580 901 080 570 901 076 | | | | |
| 2.0 TDI (100 kW) / 2.0 TDI 4motion (100 kW) | | | | 577 400 078 | | | 574 012 068 |
| 2.0 TDI (62 kW) *  | | | 580 901 080 570 901 076 | 577 400 078 | | | 580 400 074 574 012 068 |
| 2.0 TSI (150 kW) / 2.0 TSI 4motion *  | | | 570 901 076 | 563 400 061 | | | 560 408 054 |
| TRANSPORTER V Platform/Chassis (7JD, 7JE, 7JL, 7JY, 7JZ, 7FD) | | 03 - 15 | | | | | |
| 1.9 TDI (63 kW) / 2.5 TDI / 2.5 TDI 4motion | | | | 585 400 080 | | | 580 400 074 |
| 1.9 TDI (62 kW) / 3.2 V6 | | | | 577 400 078 | | | 580 400 074 574 012 068 |
| 2.0 *  | | | 580 901 080 570 901 076 | 563 400 061 | | | 560 408 054 |
| 2.0 BiTDI / 2.0 BiTDI 4motion / 2.0 TDI (103/75 kW) / 2.0 TDI 4motion (103 kW) *  | | | 580 901 080 570 901 076 | 585 400 080 | | | 580 400 074 |
| 2.0 TDI (84 kW) *  | | | 580 901 080 570 901 076 | | | | |
| 2.0 TDI (100 kW) / 2.0 TDI 4motion (100 kW) | | | | 577 400 078 | | | 574 012 068 |
| 2.0 TDI (62 kW) *  | | | 580 901 080 570 901 076 | 577 400 078 | | | 580 400 074 574 012 068 |
| 2.0 TSI  | | | 595 901 085 | 600 402 083 | | | 595 402 080 |
| MULTIVAN VI (SGF, SGM, SGN) | | 15 → | | | | | |
| 2.0 TDI / 2.0 TDI 4motion / 2.0 TSI / 2.0 TSI 4motion *  | | | 580 901 080 570 901 076 | | | | |
| TRANSPORTER VI Bus (SGB, SGG, SGJ) | | 15 → | | | | | |
| 2.0 TDI (62 kW) / 2.0 TDI 4motion  | | | 580 901 080 | | | | |
| 2.0 TDI (84 kW) / 2.0 TSI 4motion *  | | | 580 901 080 570 901 076 | | | | |
| 2.0 TSI  | | | 570 901 076 | | | | |
| TRANSPORTER VI Box (SGA, SGH) | | 15 → | | | | | |
| 2.0 TDI (62 kW) / 2.0 TDI 4motion / 2.0 TSI 4motion  | | | 580 901 080 | | | | |
| 2.0 TDI (84 kW) *  | | | 580 901 080 570 901 076 | | | 570 500 076 | |

V

 FOR CARS WITH START/STOP (MUST REPLACE AGM WITH AGM, EFB WITH EFB)
 * PLEASE CHECK AS MORE THAN ONE DIFFERENT SIZE BATTERIES CAN BE FITTED DEPENDING ON: - ELECTRICAL OPTIONS
 - CLIMATE REGION
 - BUILD OE

VW > ZAZ

|   |  | SILVER dynamic | | | BLUE dynamic | | BLACK dynamic |
|---|---|----------------------------|----------------------------|-----|--------------|-------------|---------------|
| | | AGM | SLI | Aux | EFB | SLI | SLI |
| VW | | | | | | | |
| TRANSPORTER VI Box (SGA, SGH) | 15 → | | | | | | |
| 2.0 TSI  | | 570 901 076 | | | | | |
| TRANSPORTER VI Platform/Chassis (SFD, SFE, SFL, SFZ) | 15 → | | | | | | |
| 2.0 TDI (62 kW) / 2.0 TDI 4motion (132/103 kW)  | | 580 901 080 | | | | | |
| 2.0 TDI (84 kW) / 2.0 TDI 4motion (110/150 kW) *  | | 580 901 080 570 901 076 | | | 570 500 076 | | |
| 2.0 TSI  | | 570 901 076 | | | | | |
| WARTBURG | | | | | | | |
| 353 | 66 - 91 | | | | | | |
| 1.0 / 1.3 * | | | 554 400 053 552 401 052 | | | 544 402 044 | 541 400 036 |
| 353 Tourist | 67 - 91 | | | | | | |
| 1.0 / 1.3 * | | | 554 400 053 552 401 052 | | | 544 402 044 | 541 400 036 |
| WESTFIELD | | | | | | | |
| SE / SEVEN | 80 → | | | | | | |
| 1.6 / 2.0 | | | 552 401 052 | | | | |
| WIESMANN | | | | | | | |
| MF3 Roadster | 96 → | | | | | | |
| 2.8 / 3.0 / 3.2 | | 570 901 076 | | | 570 500 076 | | |
| MF4 Roadster | 09 → | | | | | | |
| 4.0 S / 4.4 / 4.8 | | 595 901 085 | | | | | |
| MF5 Roadster | 09 → | | | | | | |
| 4.4 / 5.0 | | 595 901 085 | | | | | |
| GT MF4 Coupe | 03 → | | | | | | |
| 4.0 S / 4.4 / 4.8 | | 595 901 085 | | | | | |
| GT MF5 Coupe | 07 → | | | | | | |
| 4.4 / 5.0 | | 595 901 085 | | | | | |
| YUGO | | | | | | | |
| SANA | 89 - 93 | | | | | | |
| 1.4 | | | | | | | 545 413 040 |
| 311 / 411 | 83 - 91 | | | | | | |
| 1.1 | | | | | | | 545 413 040 |
| 511 / 513 | 83 - 91 | | | | | | |
| 1.1 | | | | | | | 545 413 040 |
| TEMPO | 85 - 93 | | | | | | |
| 0.9 / 1.1 | | | | | | | 545 413 040 |
| ZASTAVA | | | | | | | |
| 10 (188) | 05 → | | | | | | |
| 1.2 60 * | | | | | | 544 402 044 | 540 406 034 |
| 101 (1100) | 72 - 93 | | | | | | |
| 1.1 / 1.1 Super / 1.3 | | | 563 401 061 | | | 560 127 054 | 556 401 048 |
| 750 | 64 - 85 | | | | | | |
| 770 / 850 | | | 554 400 053 | | | 552 400 047 | 545 412 040 |
| KORAL | 02 - 08 | | | | | | |
| 1.1 (44 kW) | | | 554 400 053 | | | 552 400 047 | 545 412 040 |
| 1.1 (45 kW) | | | | | | | 545 413 040 |
| YUGO | 80 - 95 | | | | | | |
| 0.9 / 60 EFI / 65 EFI | | | 563 401 061 | | | 560 127 054 | 556 401 048 |
| YUGO FLORIDA | 88 - 08 | | | | | | |
| 1.1 / 1.3 / 1.4 / 1.4 Cat / 1.6 | | | 563 401 061 | | | 560 127 054 | 556 401 048 |
| ZAZ | | | | | | | |
| LANOS Saloon | 04 → | | | | | | |
| 1.4 / 1.5 / 1.6 16V | | | 563 401 061 | | | 560 127 054 | 556 401 048 |
| LANOS Hatchback | 04 → | | | | | | |
| 1.4 / 1.5 / 1.6 16V | | | 563 401 061 | | | 560 127 054 | 556 401 048 |
| LANOS PICK-UP | 04 → | | | | | | |
| 1.4 / 1.5 | | | 563 401 061 | | | 560 127 054 | 556 401 048 |
| SLAVUTA (1103) | 92 → | | | | | | |
| 1.1 / 1.2 / 1.3 | | | 563 401 061 | | | 560 127 054 | 556 401 048 |
| TAVRIA (1102) | 89 - 07 | | | | | | |
| 1.1 / 1.3 (44 kW) * | | | 563 401 061 | | | 560 127 054 | 545 413 040 |
| 1.2 / 1.3 (52 kW) | | | 563 401 061 | | | 560 127 054 | 556 401 048 |

|   |  | SILVER dynamic | | | BLUE dynamic | | BLACK dynamic |
|---|---|----------------|-----|-----|--------------|-------------|---------------|
| | | AGM | SLI | Aux | EFB | SLI | SLI |
| ZAZ | | | | | | | |
| VIDA Hatchback | 12 → | | | | | | |
| 1.4 / 1.5 | | | | | | 560 411 054 | |
| VIDA Saloon | 12 → | | | | | | |
| 1.4 / 1.5 | | | | | | 560 411 054 | |

XYZ

⚠ FOR CARS WITH START/STOP (MUST REPLACE AGM WITH AGM, EFB WITH EFB)
 * PLEASE CHECK AS MORE THAN ONE DIFFERENT SIZE BATTERIES CAN BE FITTED DEPENDING ON:

- ELECTRICAL OPTIONS
- CLIMATE REGION
- BUILD OE



Johnson Controls Batteries Ltd.
Suite 5, Building 6,
Croxley Park
Watford
Herts WD18 8YH

Tel. +44 (0)1895 515650
Fax +44 (0)1923 630899

vb-uk-enquiries@jci.com



Johnson Controls Power Solutions EMEA
Johnson Controls
Autobatterie GmbH & Co. KGaA
Am Leineufer 51
30419 Hannover

Tel. +49 511 975 02
Fax +49 511 975 1680

info@varta-automotive.de



Johnson Controls Autobatterie Ges.m.b.H.
Murbangasse 10
1100 Wien

Tel. +43 1 86 375 - 0
Fax +43 1 86 375 - 247

varta-austria.sales@jci.com



Johnson Controls Batterie GmbH
Grindelstrasse 19
8303 Bassersdorf

Tel. +41 44 210 09 89

info@varta-automotive.ch

Middle East / Africa / Turkey

Johnson Controls Autobatterie
GmbH & Co. KGaA
Am Leineufer 51
30419 Hannover
Germany

Tel. +49 (0) 511 975 - 0
Fax +49 (0) 511 975 - 1680
export@varta-automotive.com



Johnson Controls Autobatterie S.A.S.
46 – 48 Avenue Kleber
BP9
92702 Colombes Cedex

Tel. 01.46.13.16.00
Fax 01.70.48.05.53

info@varta-automotive.fr



Johnson Controls Autobatterie BVBA
Johnson Controls Autobatterijen B.V.
Pegasus Park
De Kleetlaan 7b
1831 Diegem

info@varta-automotive.be
info@varta-automotive.nl



Johnson Controls Autobatterie S.r.l.
Via Creta 26
25124 Brescia

Tel. +39 030 2435 811
Fax +39 030 2435 840

ps-italy-clienti@jci.com



Johnson Controls Autobaterías S.L.
Paseo de La Habana 34, 1º
28036 Madrid

Tfno. +34/91 426 35 40

info-es@varta-automotive.com



Johnson Controls Autobatteri AB
Sankt Eriksgatan 63b
112 34 Stockholm



Karat Güç Sistemleri San. ve Tic.A.Ş.
Y. Dudullu Mah.
Barbaros Bulvarı Beyit Sk. No.17/2
Ümraniye
İstanbul

Tel. +90 (0) 216 415 18 00
Fax +90 (0) 216 415 18 15

mailbox@karatguc.com



Johnson Controls Akumulatory Sp. z o.o.
ul.Ceglana 4
40-514 Katowice
Polska

Tel. +48 32 608 69 50

varta@varta.com.pl



Johnson Controls Autobatterie
Prodej.spol. s r.o.
Dubická 958
470 90 Česká Lípa
Česká republika

Tel. +420 487 807 275



Johnson Controls Autóakkumulátor
Kereskedelmi és Szolgáltató Kft.
Office Campus
Gubacsi út 6b/1
1097 Budapest

Tel. +36 1 459 3700

info-hu@varta-automotive.com



Адрес филиала в России:

Филиал АКТ
«Джонсон Контролс Аутобаттери
ГмБХ унд Ко. КГаА» в г. Москва
109028 Москва,
Подкопаевский пер. д.4

Тел. +7 495 937 19 13
Факс +7 495 933 78 01